

BEFORE THE ILLINOIS POLLUTION CONTROL BOARD

MIDWEST GENERATION, LLC)
)
 Petitioner,) PCB 2021-109
)
 ILLINOIS ENVIRONMENTAL)
 PROTECTION AGENCY)
)
 Respondents,)

NOTICE OF FILING

To: See attached service list

PLEASE TAKE NOTICE that I have today electronically filed with the Office of the Clerk of the Pollution Control Board Midwest Generation, LLC's Response to the Recommendation of the Illinois Environmental Protection Agency, a copy of which is herewith served upon you.

Dated: July 9, 2021

MIDWEST GENERATION, LLC

By: /s/Kristen L. Gale

Kristen L. Gale
Susan M. Franzetti
Molly H. Snittjer
NIJMAN FRANZETTI LLP
10 South LaSalle Street Suite 3600
Chicago, IL 60603
(312) 251-5255

SERVICE LIST

Don Brown, Clerk of the Board
Carol Webb, Hearing Officer
Illinois Pollution Control Board
James R. Thompson Center, Suite 11-500
100 W. Randolph Street
Chicago, IL 60601
don.brown@illinois.gov
carol.webb@illinois.gov

Christine Zeivel
Clayton Ankney
Stefanie Diers
Division of Legal Counsel
Illinois Environmental Protection Agency
1021 North Grand Avenue East
P.O. Box 19276
Springfield, IL 62794-9276
Christine.Zeivel@illinois.gov
Clayton.Ankney@illinois.gov
Stefanie.Diers@illinois.gov

CERTIFICATE OF SERVICE

The undersigned, an attorney, certifies that a true copy of the foregoing Notice of Filing, and Midwest Generation, LLC's Response to the Recommendation of the Illinois Environmental Protection Agency was electronically filed on July 9, 2021 with the following:

Don Brown, Clerk of the Board
Illinois Pollution Control Board
James R. Thompson Center, Suite 11-500
100 W. Randolph Street
Chicago, IL 60601
don.brown@illinois.gov

and that copies were sent via e-mail on July 9, 2021 to the parties on the service list.

Dated: July 9, 2021

/s/Kristen L. Gale _____

Kristen L. Gale
Susan M. Franzetti
Molly H. Snittjer
Nijman Franzetti LLP
10 S. LaSalle Street, Suite 3600
Chicago, IL 60603
(312) 251-5255

BEFORE THE ILLINOIS POLLUTION CONTROL BOARD

MIDWEST GENERATION, LLC)	
)	
Petitioner,)	PCB 2021-109
)	
ILLINOIS ENVIRONMENTAL)	
PROTECTION AGENCY)	
)	
Respondents,)	

**RESPONSE TO THE RECOMMENDATION OF THE
ILLINOIS ENVIRONMENTAL PROTECTION AGENCY**

The Illinois Environmental Protection Agency (“Agency”) does not object to the Illinois Pollution Control Board (“Board”) granting a short extension of the immediate deadlines in the Coal Combustion Residual (“CCR”) Rule to Midwest Generation, LLC (“MWG”) for the Metal Cleaning Basin at its Powerton Generating Station. Specifically, the Agency does not object to MWG’s request to extend the deadlines to:

- (1) collect, analyze, and statistically evaluate the eight independent samples from each background and downgradient well (35 Ill. Adm. Code 845.650(b)(1)(A),
- (2) submit the operating permit application (35 Ill. Adm. Code 845.230(d)(1)); and
- (3) submit the category designation of the Metal Cleaning Basin’s Closure Prioritization under Section 845.700(g) (35 Ill. Adm. Code 845.700(c)).

Of the Agency’s objections to MWG’s other requests for an extension of time, MWG agrees to withdraw its request to extend the deadline to complete the initial emergency action plan and the fugitive dust plan. However, because of the logistical challenges of preparing a construction permit application, MWG’s request to extend the deadline to submit the construction permit application if the basin is designated as a Category 5 remains.

The Agency’s recommendation asserts certain factual and legal discrepancies that do not affect the ultimate issue: that the hardship imposed upon MWG to comply with the CCR deadlines

outweighs any potential harm to the public or the environment by granting the variance. MWG will address the factual and legal discrepancies alleged by the Agency at the July 21, 2021 hearing.

This Response summarizes the issues that MWG will address at the hearing.

A. The Construction Permit Application Deadline Must Be Extended.

If the Metal Cleaning Basin is designated as a Category 5 CCR Surface Impoundment, MWG would suffer an unreasonable hardship if required to submit the construction permit application by August 1, 2022. A construction permit application requires more data, analysis and information than an operating permit application, including groundwater contaminant transport modeling and calculations. 35 Ill. Adm. Code 845.220(a), (d). The regulations actually require that the construction permit application be effectively completed at least 60 days before the August 1, 2022 deadline for submitting it to the Agency because of earlier deadlines for both public notice and a public meeting. An owner or operator must post the application 30 days before the public meeting and hold a public meeting 30 days before the application will be submitted. 35 Ill. Adm. Code 845.240(a), (e).

Here, if the Metal Cleaning Basin is designated as a Category 5 on March 31, 2022,¹ the permit application would have to be completed by June 2, 2022 – only two months after the Category designation was made. Two months is significantly less time granted to the other Category 5 CCR surface impoundments under the CCR Rule, which have seven months (from October 30, 2021 to June 2, 2022) to prepare the application. No harm will be caused by granting MWG the same time other Category 5 CCR surface impoundments are granted to prepare a complete and accurate construction permit application. MWG will provide additional evidence and testimony at the hearing to demonstrate the hardship to prepare a construction permit application

¹ Illinois EPA does not object to MWG's request to extend the deadline determine the closure category for the Metal Cleaning Basin to March 31, 2022. Rec., ¶43.

in two months if the Metal Cleaning Basin is a Category 5, and the absence of harm if the variance for an extension were granted.

B. The CCR Rule Requires Groundwater Quality Data and Statistical Analysis in the Operating Permit Application.

While the Agency does not dispute MWG's claim it is impossible to prepare the numerous technical documents for the operating permit application, the Agency disputes MWG's interpretation of the submission requirements. The Agency contends that the CCR Rule requires only a "proposed" monitoring program for "site-specific situations when groundwater monitoring wells, data, or statistical procedures do not yet fully exist," and an applicant may submit an application without that information. Illinois EPA Recommendation ("Rec."), ¶35. The Agency however concedes that the rule does not actually use the word "proposed," and that the rule "could be construed to mean that the data collection must be complete before submission of the permit [application]." *Id.*

MWG disagrees with the Agency's interpretation of Section 845.230(d) because it is contrary to the express language of the rule. The rule does not state groundwater monitoring data, or statistical procedures that do not exist, need not be submitted. Rather, Section 845.230(d) and its reference to other sections in the CCR Rule provides precisely the opposite. For example, Section 845.230(d)(2)(I)(iii) requires a groundwater sampling and analysis program that includes selection of the statistical procedures for evaluating the groundwater monitoring data under Section 845.640. Section 845.640(f)(3) states that the owner or operator must submit documentation of the statistical method chosen "in the operating permit application." 35 Ill. Adm. Code 845.640(f)(3). Similarly, Agency CCR rulemaking testimony also indicated that the groundwater monitoring data and statistical procedures must be submitted with the operating

permit. In support of the rule, the Agency never suggested or otherwise indicated that if the information did not exist, it could be submitted later.

C. Closure Priority Category Designation Should be Based on Accurate Data

The Agency does not object to extending the deadline to identify the closure priority Category for the Metal Cleaning Basin. Rec., ¶43. The Agency agrees that the existing partial groundwater quality data for the Metal Cleaning Basin does not constitute a comprehensive analysis, and agrees that a priority category designation will be more accurate if established groundwater quality background data is considered. Rec., ¶ 43. The Agency also agrees on the importance and desirability of obtaining independent and seasonably variant samples to establish such groundwater quality background data. *Id.*, ¶ 32.

However, the Agency speculates that MWG could make an “informed decision” based on the existing partial groundwater data, suggesting that it believes the Metal Cleaning Basin is a Category 5 CCR surface impoundment. Rec., ¶ 42. If MWG were to speculate about the Metal Cleaning Basin’s Category based on partial groundwater data, that data supports two different and conflicting conclusions. The existing data supports either a Category 5 or Category 7 designation. The alternate source demonstrations for the neighboring CCR surface impoundments, attached as Exhibit R, which have identical liners, show that the impoundments are not a source of the constituents in the groundwater. Because the CCR surface impoundments are constructed identically, it is reasonable to assume that the alternate source demonstration for the Metal Cleaning Basin would have a similar result, resulting in a Category 7 designation and not the Category 5 designation suggested by the Agency. Either way, MWG would be speculating on the category designation of the basin. The Agency’s “guess work” approach makes no sense, and it does not refute the conclusion that there is no harm caused by waiting a mere five months to collect the requisite data to accurately identify the Category designation for the basin.

D. Conclusion

MWG looks forward to presenting additional and more specific evidence to the Board supporting its Petition for Variance for a brief extension of certain deadlines under the CCR Rule.

Respectfully submitted,

Midwest Generation, LLC

By: /s/ Kristen L. Gale
One of its Attorneys

Kristen L. Gale
Susan M. Franzetti
Molly Snittjer
Nijman Franzetti LLP
10 S. LaSalle St, Suite 3600
Chicago, Illinois 60603
(312) 262-5524
kg@nijmanfranzetti.com
sf@nijmanfranzetti.com
ms@nijmanfranzetti.com

EXHIBIT R



ENVIRONMENTAL CONSULTATION & REMEDIATION

KPRG and Associates, Inc.

ALTERNATE SOURCE DEMONSTRATION
CCR GROUNDWATER MONITORING
POWERTON GENERATING STATION

March 25, 2019

Ms. Sharene Shealey
Midwest Generation, LLC
529 E. Romeo Road
Romeoville, IL 60446

VIA E-MAIL

Re: Alternate Source Demonstration – Appendix IV Parameters
Powerton Generating Station – Ash By-pass Basin and Ash Surge Basin

Dear Ms. Shealey:

The Midwest Generation, LLC (Midwest Generation) Powerton Station is currently in assessment monitoring for the Ash By-pass Basin (ABB) and Ash Surge Basin (ASB) in accordance with the Federal Register, Environmental Protection Agency, 40 CFR Part 257.95, Hazardous and Solid Waste Management System; Disposal of Coal Combustion Residuals from Electric Utilities; Final Rule dated April 17, 2015 (CCR Rule). The wells being sampled were selected to meet the monitoring requirements of the CCR Rule for the ABB and the ASB. The monitoring well network around these basins consists of nine monitoring wells (MW-01 [upgradient], MW-08, MW-09 [upgradient], MW-11, MW-12, MW-15, MW-17, MW-18 and MW-19 [upgradient]) as shown on Figure 1.

Pursuant to Part 257.95(h)(1-3) of the CCR Rule, the applicable site specific Groundwater Protection Standards (GWPSs) for the twelve detected Appendix IV parameters were established in accordance with procedures defined in CCR Compliance Statistical Approach for Groundwater Data Evaluation, Midwest Generation Powerton Generating Station. This evaluation was summarized in a letter report titled Statistical Evaluation Summary CCR Groundwater Assessment Monitoring Powerton Generating Station dated December 26, 2018. The evaluation identified arsenic, barium, molybdenum, selenium and thallium above established GWPSs at several well locations with none of the individual well locations having all five of the parameters at elevated levels. In accordance with the CCR Rule, Midwest Generation conducted an Alternate Source Demonstration (ASD) under provisions in Section 257.95(g)(ii) to determine whether these SSIs may be

associated with an actual release from the regulated unit(s) or if another potential source in the vicinity of the basins may be affecting the local groundwater quality.

This report summarizes the results of the ASD completed in accordance with 40 CFR 257.95(g)(ii) for the Powerton Generating Station ABB and ASB. The report is structured to provide a documentation of field investigation activities, a presentation of Leaching Environmental Assessment Framework (LEAF) Test data, an alternate source evaluation of the potential SSI parameters, conclusions and recommendations. Each is discussed separately below. The statistical evaluation data tables from December 26, 2018 are provided in Attachment 1 for reference.

DOCUMENTATION OF FIELD ACTIVITIES

To assist in evaluating a potential alternate source(s), both basin water and ash samples were collected. One water sample was collected from the ASB and one water sample was collected from the ABB. The water samples were collected directly into laboratory prepared containers, transported on ice under a completed chain-of-custody to the analytical laboratory and analyzed for CCR Appendix IV assessment monitoring parameters. Analytical data package is provided in Attachment 2.

One composite ash sample was collected for each of the two basins (ASB and ABB). The composite samples consisted of a series of equivalent grab samples from across the length of each basin, from the inlet area to the outfall, to minimize potential skewing of the sample due to gradation changes (i.e., a larger coarse fraction near the inlet and larger fine fraction near outfall). The individual grab samples were thoroughly mixed to form a single composite sample for each basin. The composite samples were transferred directly into laboratory prepared containers, placed on ice and shipped to the analytical laboratory under a completed chain-of-custody. The ash sediment samples were analyzed using the LEAF test using Method 1313. Under this method, each ash sediment sample underwent leaching over a range of eight pH values plus under “Natural pH” conditions. The Natural pH condition is the actual pH of the ash itself measured in the laboratory prior to any pH modifications performed under the LEAF Test. The collected leachate from each pH value was analyzed for CCR Appendix IV assessment monitoring parameters. The analytical data package is provided in Attachment 2.

LEAF TEST DATA

The results of the basin water and the ash LEAF Test analyses are provided in Tables 1 and 2, respectively. A review of Table 2 indicates that the Natural pH of the leachate ranges from 9.0 in the ABB to 8.6 in the ASB. The basin water pH was at 8.2 and 7.3 for the ABB and ASB, respectively (Table 1).

The LEAF Test data for the five Appendix IV parameters that had detections above the GWPS are illustrated in graphical form on Figures 2 through 6 as a function of pH. On those figures are also plotted the results of the “Natural pH” test samples, upgradient monitoring wells MW-01, MW-09 and MW-19 and the monitoring well data from the

affected wells which are the subject of this evaluation (MW-11, MW-12, MW-15 and MW-17) for the May and August 2018 sampling events (the assessment monitoring events which were compared to established GWPSs). For values reported as not-detected, one-half of the detection limit was used on the plots.

ALTERNATE SOURCE EVALUATION OF THE SSI PARAMETERS

Monitoring wells MW-11 and MW-12 are the immediate downgradient monitoring points for the ABB and wells MW-09 and MW-19 are considered local upgradient monitoring points. For statistical evaluation purposes, well MW-01 was also considered for representation of background. Downgradient monitoring well MW-11 is screened within a gravelly sand unit and indicated detections of arsenic and barium above the respective GWPSs. Downgradient well MW-12 is screened within a silty clay unit and indicated only detections of arsenic above the GWPS for that parameter.

Monitoring wells MW-15 and MW-17 are both immediately downgradient of the ASB and wells MW-11 and MW-12, discussed above to be downgradient relative to the ABB, may also be considered local upgradient of the ASB (they are downgradient wells for the ABB but upgradient of the ASB, located generally between the two basins; see Figure 1). Wells MW-15 and MW-17 are also both completed within areas of historical fill material placement which includes ash. Both are screened within a silty clay unit.

Arsenic

The established GWPS for arsenic is set at 0.011 mg/l. Arsenic detections in the May and August 2018 sampling events at well location MW-11 ranged from 0.089 mg/l to 0.68 mg/l, at well MW-12 0.09 mg/l to 0.12 mg/l and at well MW-17 0.087 mg/l to 0.42 mg/l.

A review of all available CCR monitoring data for the three noted upgradient/background wells shows arsenic concentrations to range from not detected to 0.0081 mg/l, however, in the May and August 2018 sampling events, arsenic was not detected in any of these three wells. LEAF Test data for arsenic in leachate under “Natural pH” conditions was 0.0048 mg/l and 0.0033 mg/l in the ABB and ASB, respectively. The basin water collected showed arsenic concentrations between 0.0019 mg/l (ABB) and 0.0032 mg/l (ASB). It is noted that these Natural pH and basin water concentrations are well below the established GWPS. If leachate was being released from the basins and mixing with background water quality, the resulting mixture would not exceed the established GWPS suggesting the elevated arsenic in wells MW-11, MW-12 and MW-17 is from a different source and not associated with a release from the regulated units.

Further review of the LEAF Test data indicates that the only conditions under which the leachate in either the ABB or the ASB show arsenic concentrations in excess of the GWPS is either under very basic conditions (pH greater than 10.5) or very acidic condition (pH less than 4). Basic conditions above pH 10.5 have not been

documented at the site and are generally not associated with bottom ash. Similarly, acidic conditions are highly unlikely and are generally not associated with bottom ash. In addition, if the noted arsenic detections in wells MW-11, MW-12 and MW-17 were associated with some unexplained high or low swings in the pH within the basins, then the pH in the groundwater samples would also reflect an associated increase or decrease which would result in the elevated arsenic detections being correlated to pH. Figure 7 provides a plot of the arsenic and associated pH values for the three subject monitoring wells. Based on the LEAF Test data, the relationship between arsenic and pH to the basic side of neutral ($\text{pH} > 7$) should be positive linear and to the acid side of neutral ($\text{pH} < 7$) inverse linear (i.e., increasing arsenic with decreasing pH). No such correlations are seen on Figure 7 which again indicates a source of the arsenic other than the regulated units.

Barium

There was only one barium detection above the GWPS which was at well location MW-11 in the August 2018 sampling. Barium was detected at 3.0 mg/l and the GWPS is established at 2.0 mg/l. A review of the other historical data from well MW-11 indicates previous barium concentrations ranging from 0.30 mg/l to 1.4 mg/l.

A review of all available CCR monitoring data for the three noted upgradient/background wells shows barium concentrations to range from 0.027 mg/l to 0.089 mg/l. LEAF Test data for barium in leachate under “Natural pH” conditions was 0.35 mg/l and 0.15 mg/l in the ABB and ASB, respectively. The basin water collected showed barium concentrations between 0.056 mg/l (ABB) and 0.15 mg/l (ASB). It is noted that these Natural pH leachate and basin water concentrations are well below the established GWPS. If leachate was being released from the basins and mixing with background water quality, the resulting mixture would not exceed the established GWPS suggesting the elevated barium in well MW-11 is from a different localized source and not associated with a release from the regulated units.

Further reviewing the LEAF Test data indicates that the only conditions under which the leachate in either the ABB or the ASB show barium concentrations in excess of the GWPS is under acidic conditions ($\text{pH} 5.5$ or less). Acidic conditions are highly unlikely and generally not associated with bottom ash. However, if the noted elevated barium detection in well MW-11 is associated with some unexplained and unlikely downward shift in pH within the ABB, then the pH in the groundwater sample would also reflect an associated decrease which would result in the elevated barium detection being inversely correlated to pH (i.e., increasing barium with decreasing pH). Figure 8 provides a plot of the barium and associated pH values for MW-11 along with a linear regression analysis of the data. The regression analysis shows the R^2 value for the regression line to be approximately 0.002 which indicates no correlation between these two parameters. Looking at the data distribution, the highest detections are clearly not associated with the lowest

pH values. Additional trend analysis using both Linear Regression and Sen's Slope estimator methods using the SanitasTM statistical software for barium at MW-11 over time showed no statistically significant trends (see Attachment 3). These observations further indicate a localized barium source other than the regulated units.

Another factor to consider is that this is a single high detection above the GWPS. The most likely explanation is that this single high value is an unrepresentative outlier associated with either an analytical artifact or a higher suspended sediment load within the sample skewing the result upwards once preserved in the field with acid. If either of these two potential scenarios is the source of the elevated detection, the resultant data is not reflective of actual groundwater quality.

Molybdenum

There was only one molybdenum detection above the GWPS which was at well location MW-17 in the May 2018 sampling. Molybdenum was detected at 0.13 mg/l and the GWPS is established at 0.10 mg/l. A review of the other historical data from well MW-17 indicates previous molybdenum concentrations ranging from 0.019 mg/l to 0.12 mg/l.

A review of all available CCR monitoring data for the three noted upgradient/background wells shows molybdenum concentrations to range from not detected to 0.053 mg/l. The molybdenum concentrations at wells MW-11 and MW-12 ranged from not detected to 0.028 mg/l. LEAF Test data for molybdenum in leachate under "Natural pH" conditions was estimated at 0.0039 mg/l and 0.0029 mg/l in the ABB and ASB, respectively. The basin water collected showed molybdenum concentrations of 0.096 mg/l (ABB) and 0.01 mg/l (ASB). Well MW-17 is immediately downgradient of the ASB. It is noted that the Natural pH leachate concentrations and ASB basin water concentrations are well below the established GWPS. If leachate was being released from the basins and mixing with background water quality, the resulting mixture would not exceed the established GWPS. In fact, even the highest concentration of molybdenum generated in the LEAF Testing was only 0.0064 mg/l (over an order of magnitude lower than the GWPS) at a pH of 13 which is not a likely condition for bottom ash. The LEAF Test data basically document that the bottom ash within the subject basins is not a significant source of molybdenum, even under the most extreme conditions, indicating that the elevated molybdenum concentration in well MW-17 is from a different localized source and not associated with a release from the regulated units.

Selenium

Selenium was detected above the GWPS at only one downgradient monitoring well (MW-15). The concentration range was from 0.06 mg/l to 0.077 mg/l and the GWPS is established at 0.05 mg/l. A review of the other historical data from well

MW-15 indicates previous selenium concentrations ranging from 0.0032 mg/l to 0.045 mg/l.

A review of all available CCR monitoring data for the three noted upgradient/background wells shows selenium concentrations to range from not detected to 0.011 mg/l. The selenium concentrations at wells MW-11 and MW-12 were all non-detected. LEAF Test data for selenium in leachate under “Natural pH” conditions were not detected in both the ABB and ASB ash samples. The basin water collected showed a selenium concentration estimated at 0.002 mg/l in the ABB sample and was not detected in the ASB sample. It is noted that these Natural pH and basin water concentrations are well below the established GWPS. If leachate was being released from the basins and mixing with background water quality, the resulting mixture would not exceed the established GWPS. In fact, even the highest concentration of selenium generated in the LEAF Testing was only estimated at 0.041 mg/l at a pH of 2 which is not a likely condition for bottom ash. The LEAF Test data basically document that the bottom ash within the subject basins is not a significant source of selenium, even under the most extreme conditions, indicating that the elevated selenium concentration in well MW-15 is from a different localized source and not associated with a release from the regulated units.

Thallium

Thallium was detected above the GWPS at only one downgradient monitoring well (MW-17). The concentration range was from 0.0023 mg/l to 0.0068 mg/l and the GWPS is established at 0.002 mg/l. A review of the other historical data from well MW-17 indicates previous thallium concentrations ranging from not detected to 0.0075 mg/l.

A review of all available CCR monitoring data for the three noted upgradient/background wells shows thallium concentrations to be not detected. The thallium concentrations at wells MW-11 and MW-12 were all non-detected. LEAF Test data for thallium in leachate under “Natural pH” conditions were not detected in both the ABB and ASB ash samples. The basin water collected showed a thallium concentration estimated at 0.000091 mg/l in the ASB sample and was not detected in the ABB sample. It is noted that these Natural pH and basin water concentrations and/or detection limits are well below the established GWPS. If leachate was being released from the basins and mixing with background water quality, the resulting mixture would not exceed the established GWPS. Further evaluation of the LEAF Test data indicates that thallium is only detected in leachate on the acidic side of the pH scale and leachate concentrations only exceed the GWPS under conditions of a pH of approximately 4 or less. These acidic concentrations are not a likely condition for bottom ash. This would also indicate that the thallium concentration is an inverse function of pH (i.e., the lower the pH the higher the thallium concentration). Figure 9 provides a thallium versus pH plot for monitoring well MW-17 along with a linear regression analysis. The plot indicates poor correlation

with an R^2 factor of 0.31 and that any such correlation is linear positive (i.e., increasing concentration with increasing pH) as opposed to inverse as seen in the LEAF Test data. Additional trend analysis using both Linear Regression and Sen's Slope estimator methods using the Sanitas™ statistical software for thallium at MW-17 over time showed no statistically significant trends (see Attachment 3). Combined, these observations indicate that the bottom ash within the subject basins is not a significant source of thallium under any expected site conditions and that the elevated thallium concentration in well MW-17 is from a different localized source and not associated with a release from the regulated units.

CONCLUSIONS/RECOMMENDATIONS

Based on the discussions provided above, the noted arsenic, barium, molybdenum, selenium and thallium concentrations detected above the GWPS at several well locations have been evaluated and determined to be associated with other potential alternate sources and not a release from the regulated units. It is recommended to continue with assessment monitoring on a semi-annual basis in accordance with Sections 257.95(d) and (e) of the CCR Rule.

If there are any questions, please contact me at 262-781-0475.

Sincerely,
KPRG and Associates, Inc.



Richard R. Gnat, P.G.
Principal



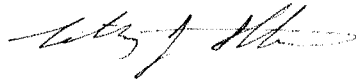
Timothy Stohner, P.E.
Project Manager/Sr. Engineer

cc: David Bacher, NRG
Joseph Kotas, Midwest Generation

CERTIFICATION

In accordance with Section 257.94(e)(2) of the CCR Rule, I hereby certify based on a review of the information contained within this CCR Alternate Source Demonstration dated March 25, 2019, that the information contained in this report is accurate to the best of my knowledge.

Certified by:




Date: March 25, 2019

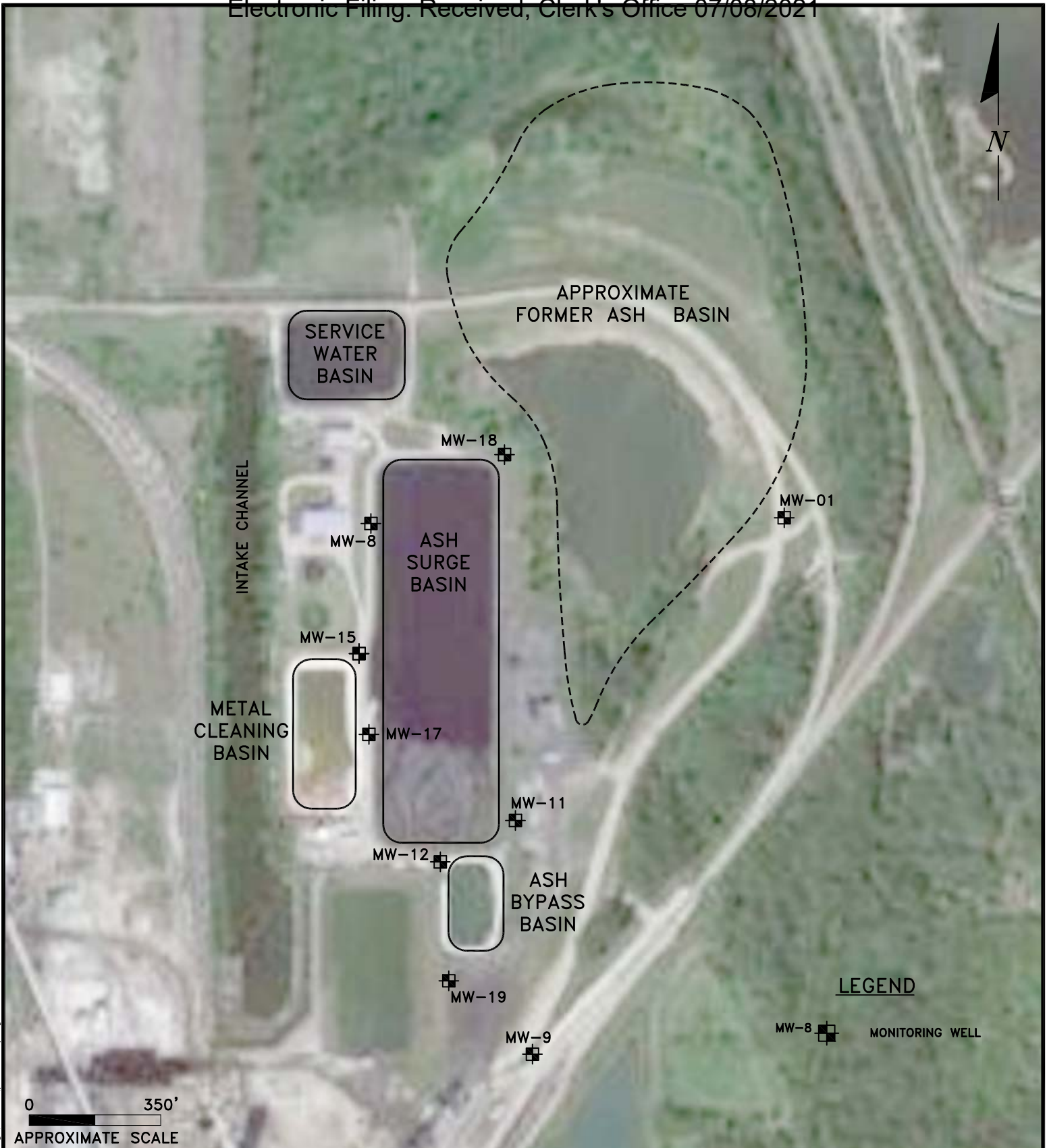
Timothy Stohner, P.E.

Illinois Professional Engineer Registration No.: 062.057635

KPRG and Associates, Inc.



FIGURES



LEGEND

MW-8 MONITORING WELL

0 350'
APPROXIMATE SCALE

ENVIRONMENTAL CONSULTATION & REMEDIATION



KPRG and Associates, inc.

ABB AND ASB CCR MONITORING WELL SITE MAP

**POWERTON STATION
PEKIN, ILLINOIS**

Scale: 1" = 350' Date: March 13, 2019

414 Plaza Drive, Suite 106 Westmont, Illinois 60559 Telephone 630-325-1300 Facsimile 630-325-1593

14665 West Lisbon Road, Suite 2B Brookfield, Wisconsin 53005 Telephone 262-781-0475 Facsimile 262-781-0478

KPRG Project No. 23517.3

FIGURE 1

I:\projects\indwest_generation\attorney-client\pml\figs\air_source\powerton_map.dwg

Figure 2. Arsenic Concentration vs. pH Value - Powerton Station (May/August 2018 Data)

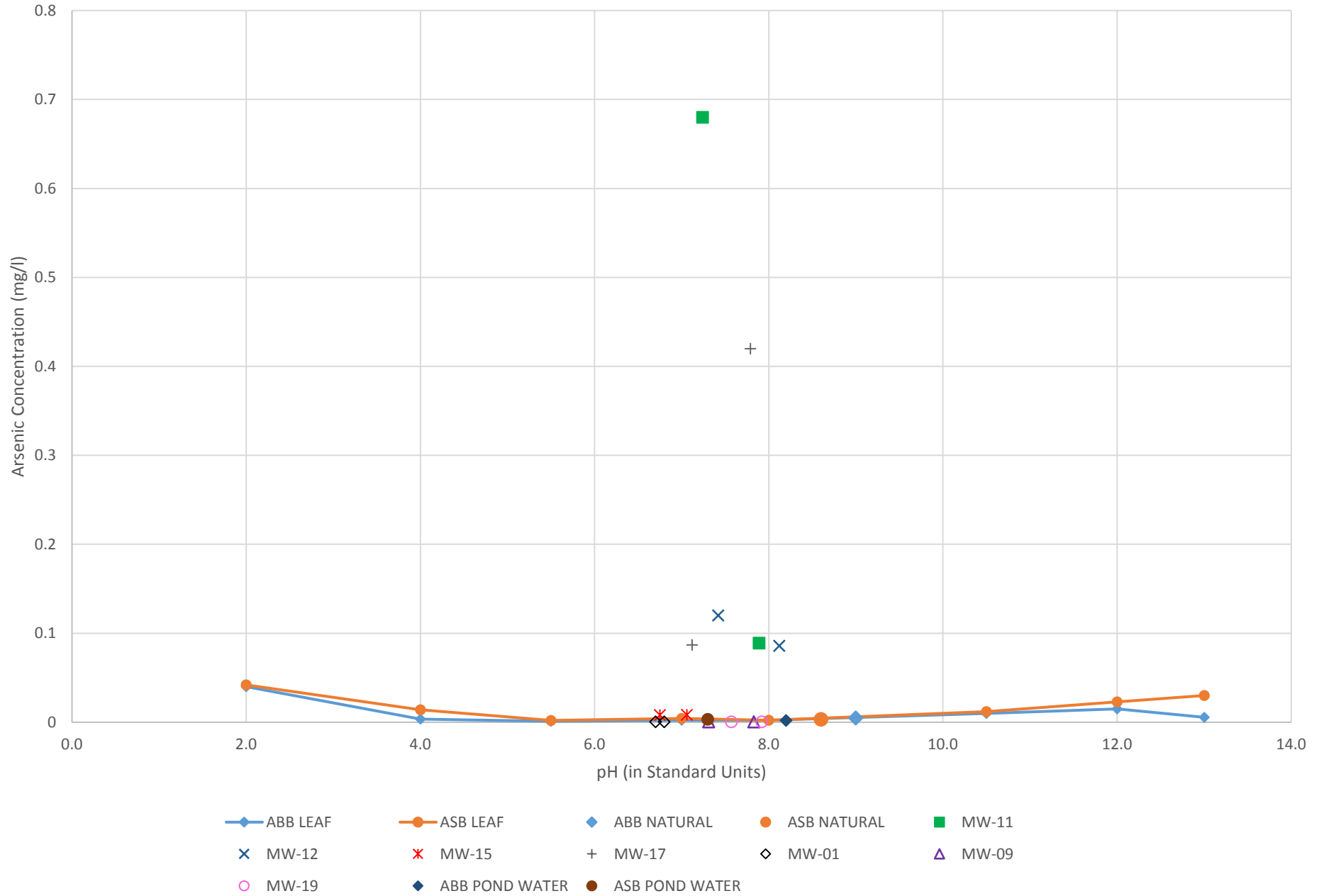
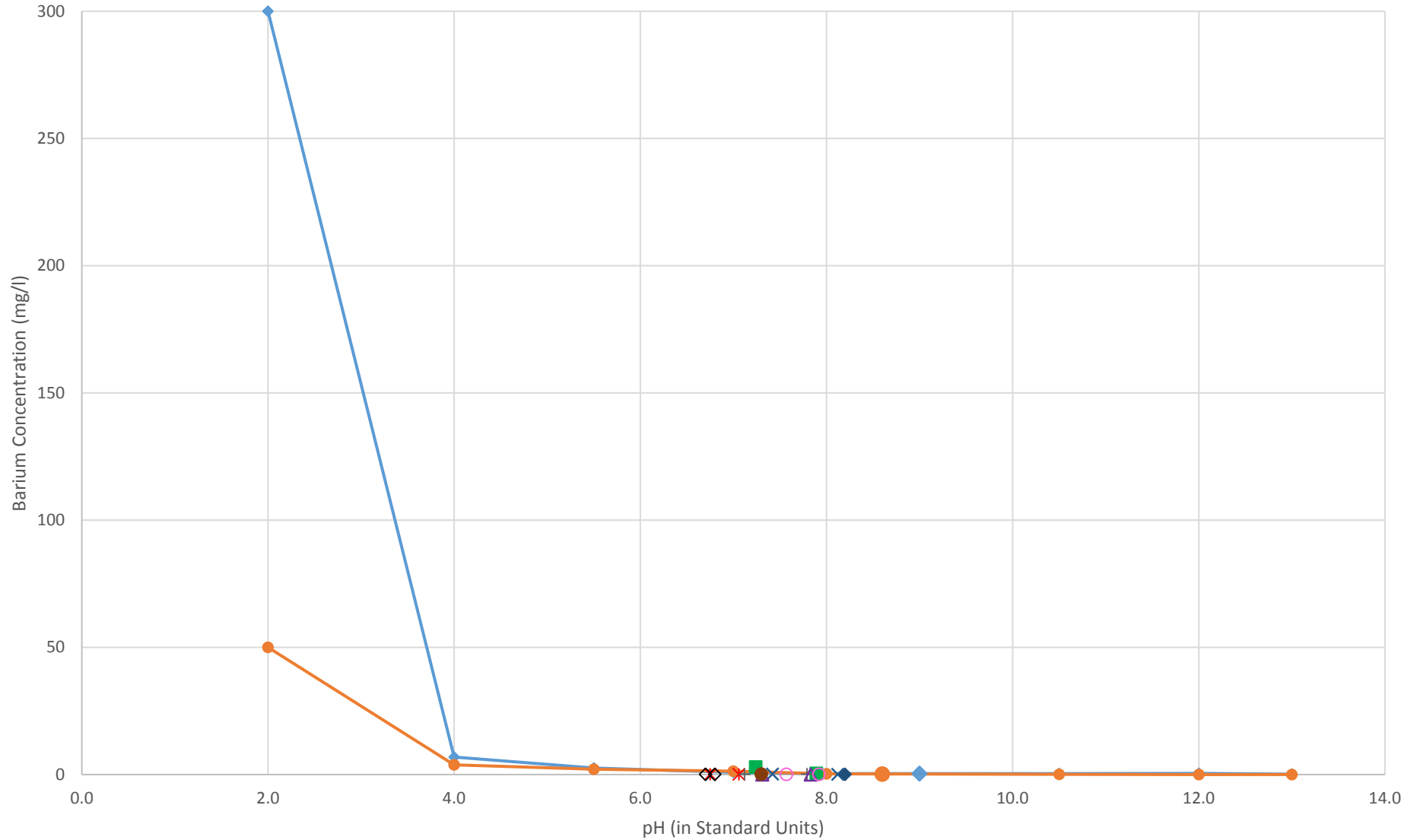


Figure 3. Barium Concentration vs. pH Value - Powerton Station (May/August 2018 Data)



- ◆— ABB LEAF
- ASB LEAF
- ◆ ABB NATURAL
- ASB NATURAL
- MW-11
- × MW-12
- × MW-15
- + MW-17
- ◇ MW-01
- △ MW-09
- MW-19
- ◆ ABB POND WATER
- ASB POND WATER

Figure 3a. Barium Concentration vs. pH Value - Powerton Station (May/August 2018 Data)

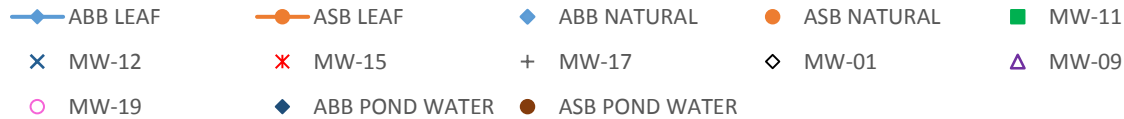
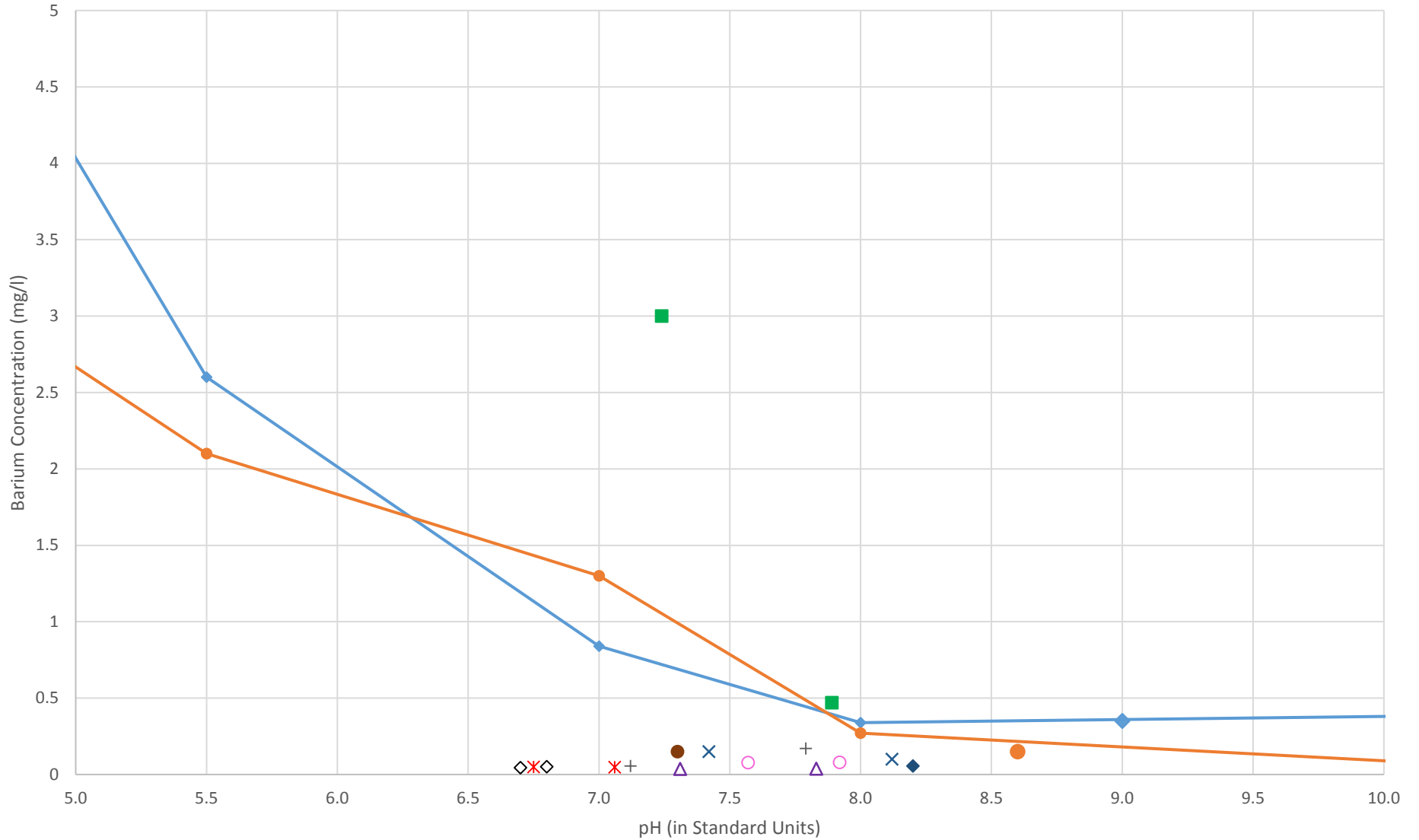


Figure 4. Molybdenum Concentration vs. pH Value - Powerton Station (May/August 2018 Data)

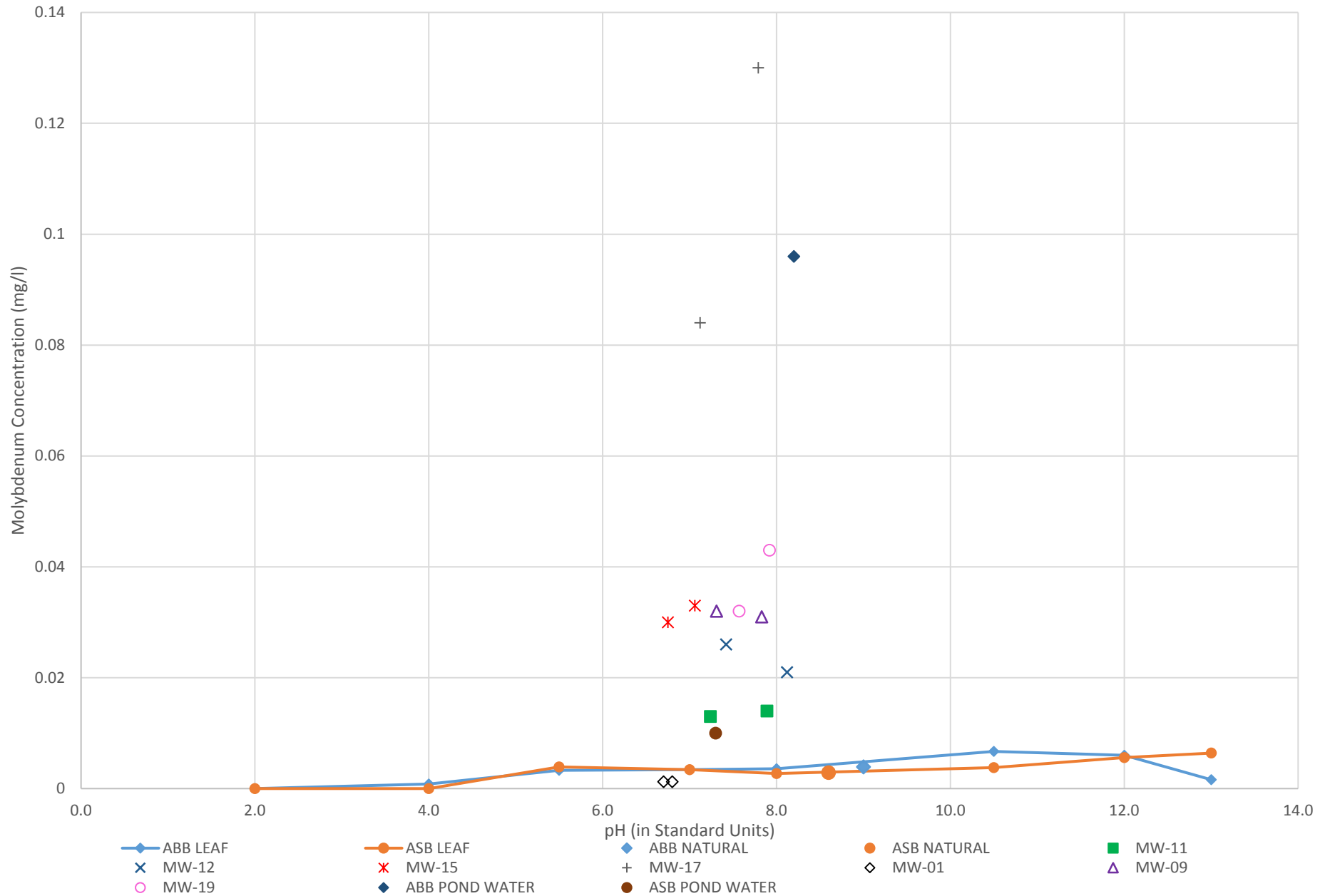


Figure 5. Selenium Concentration vs. pH Value - Powerton Station (May/August 2018 Data)

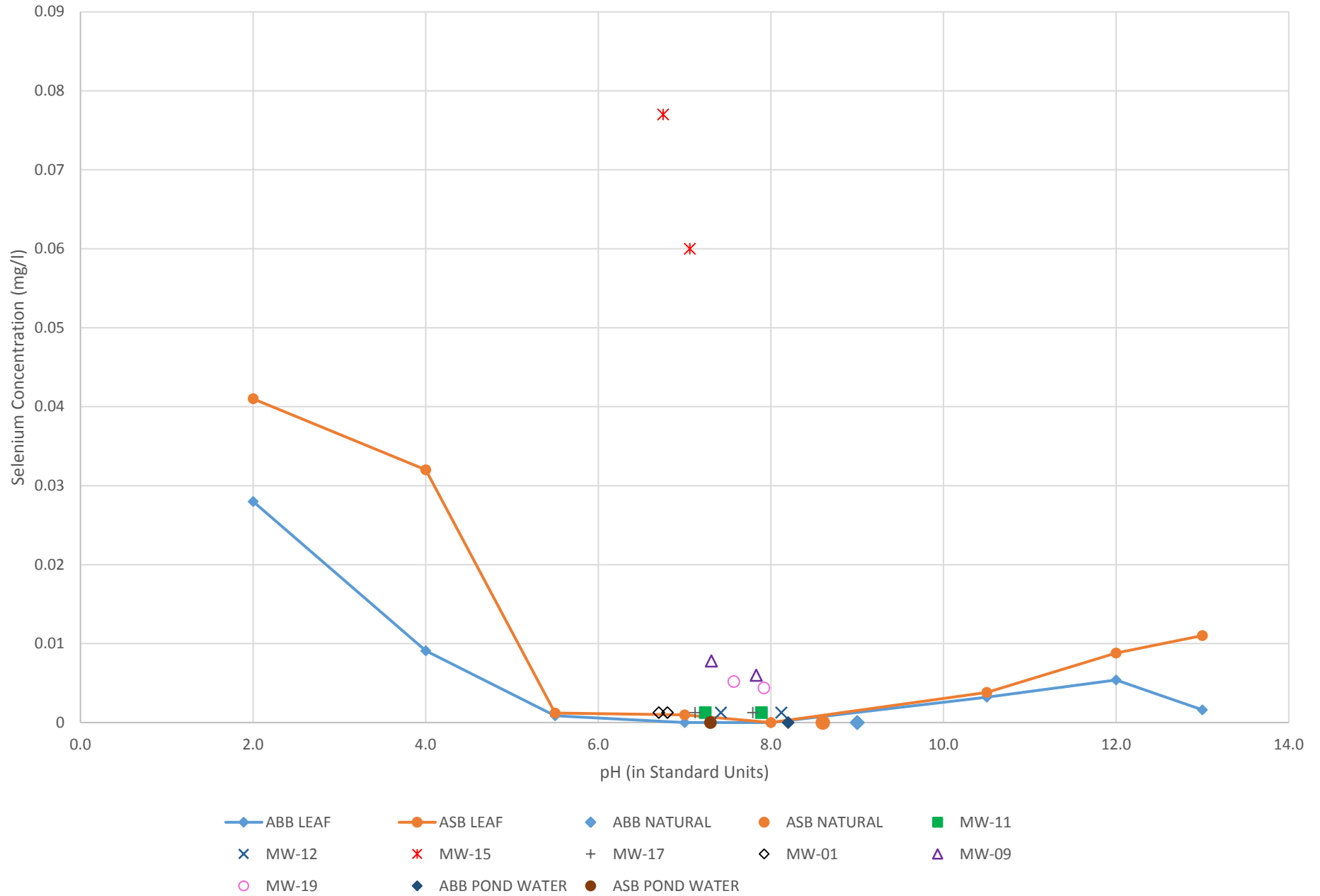
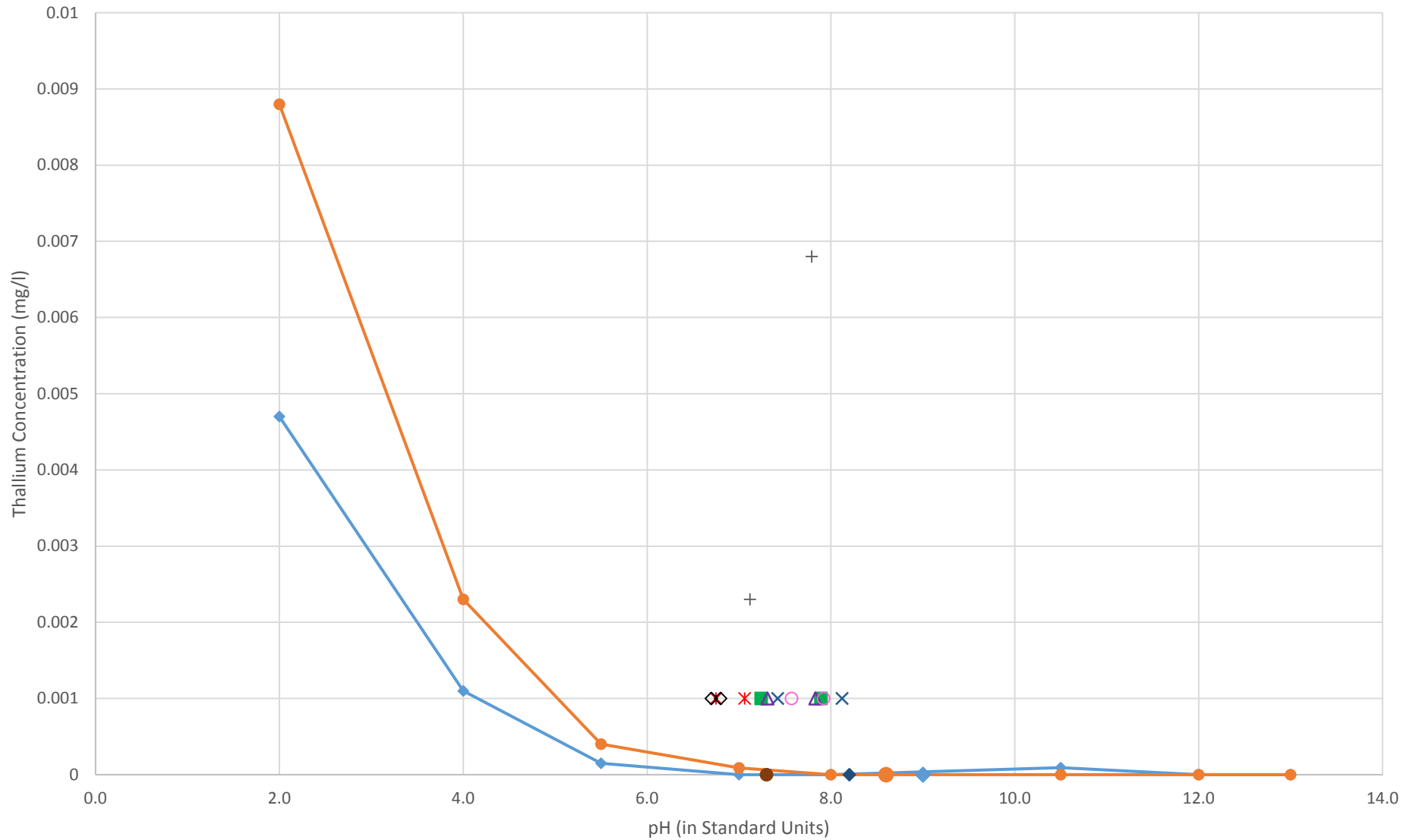


Figure 6. Thallium Concentration vs. pH Value - Powerton Station (May/August 2018 Data)



- ◆ ABB LEAF
- ASB LEAF
- ◆ ABB NATURAL
- ASB NATURAL
- MW-11
- × MW-12
- × MW-15
- + MW-17
- ◇ MW-01
- △ MW-09
- MW-19
- ◆ ABB POND WATER
- ASB POND WATER

Figure 7. Arsenic Concentration vs. pH Value - Powerton Station (2015-2018 Data)

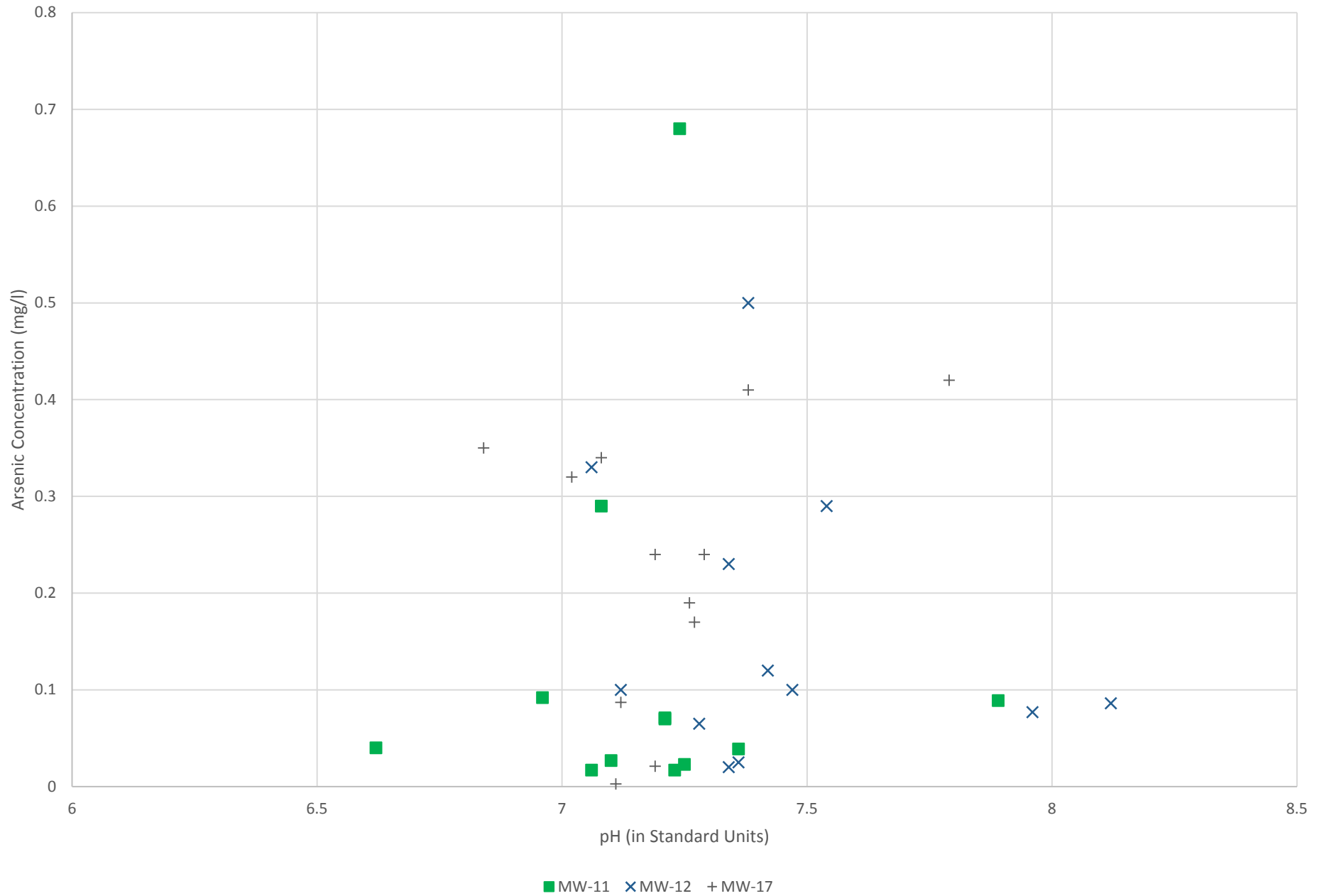


Figure 8. Barium Concentration vs. pH Value - Powerton Station (2015-2018 Data)

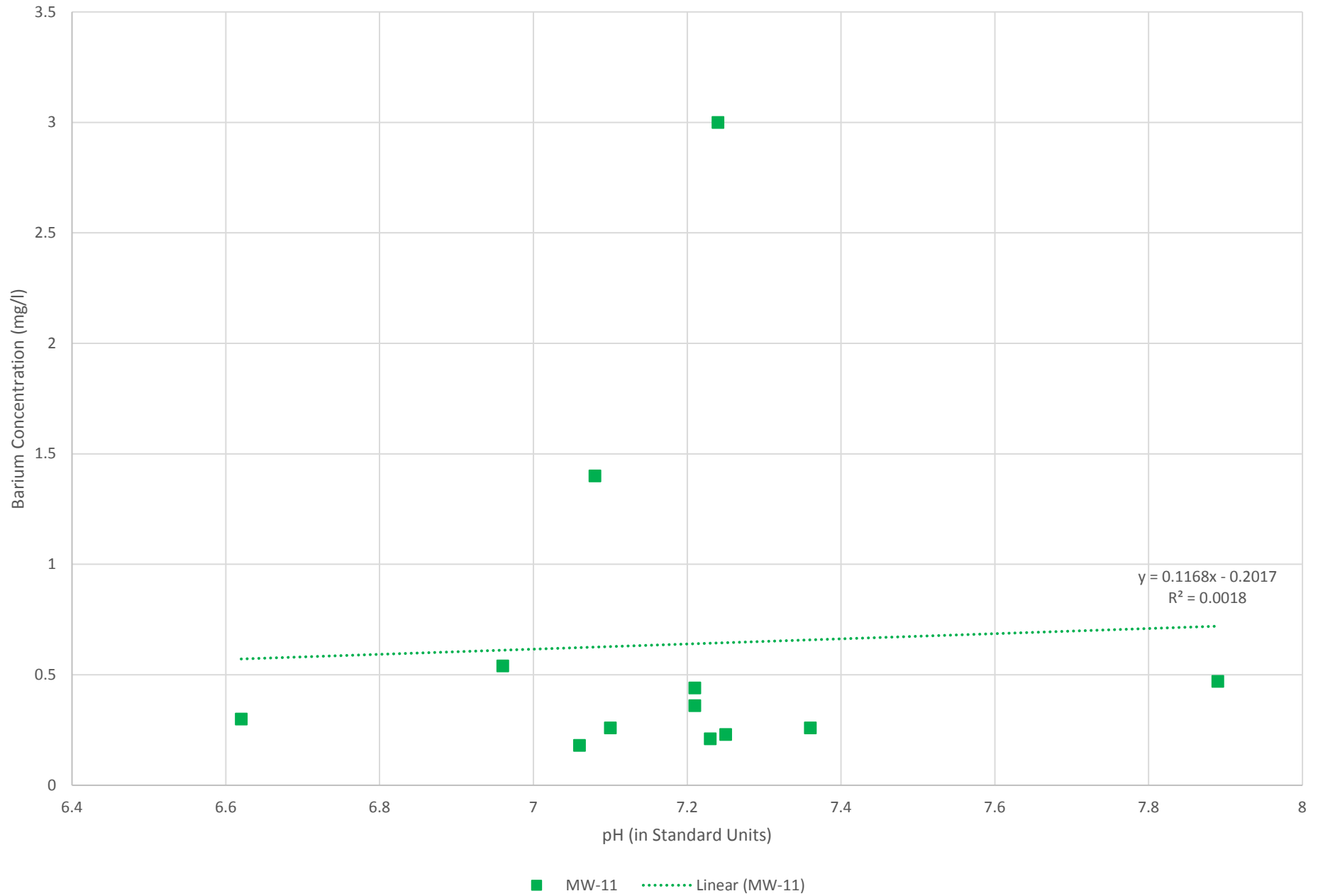
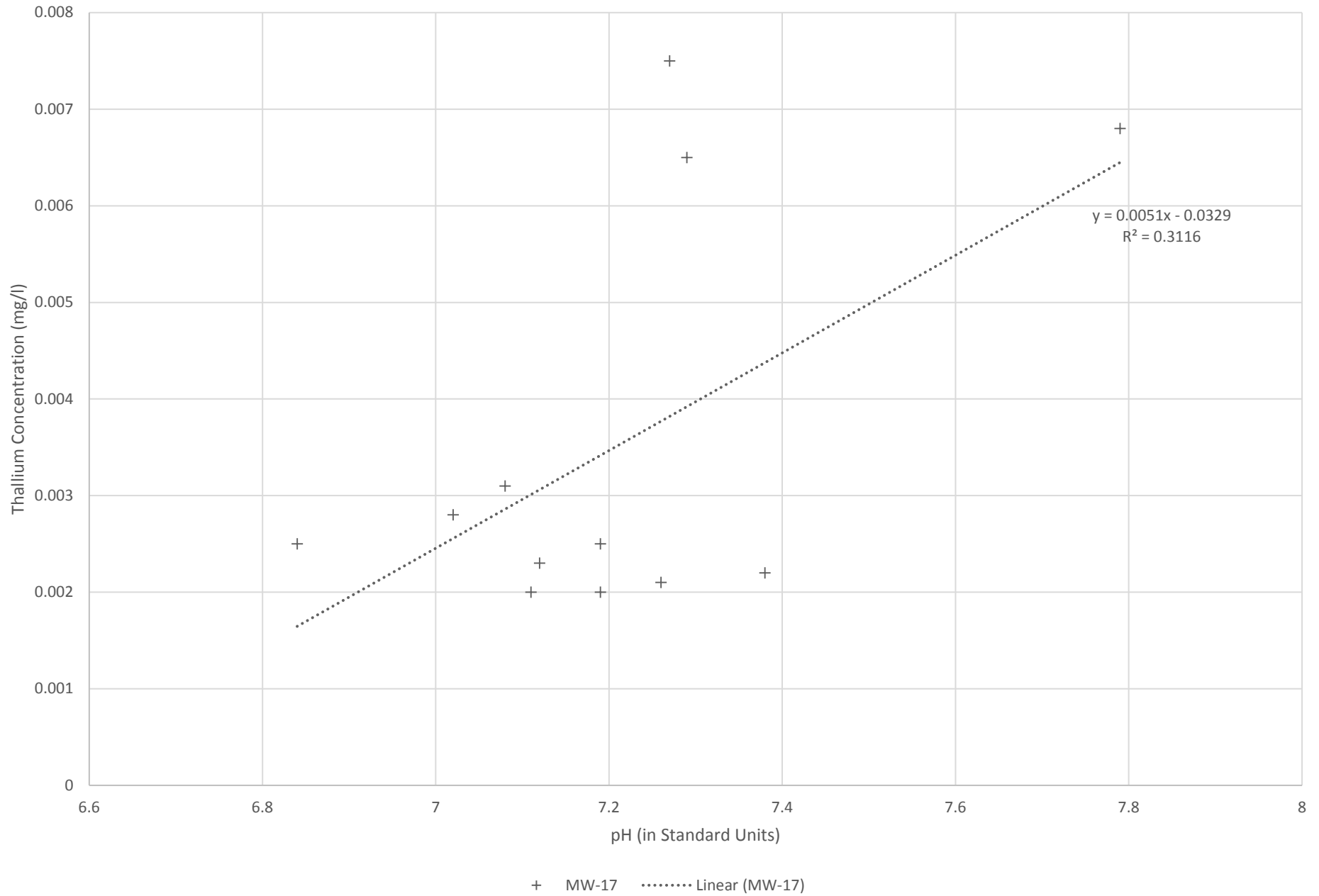


Figure 9. Thallium Concentration vs. pH Value - Powerton Station (2015-2018 Data)



TABLES

Table 1. Basin Water Results - Midwest Generation Powerton Station, Pekin, Illinois

Sample: PARAMETER	UNITS	Ash Bypass Basin (ABB) Water	Ash Surge Basin (ASB) Water
Antimony	mg/L	0.0014 J	0.0019 J
Arsenic	mg/L	0.0019	0.0032
Barium	mg/L	0.056	0.15
Beryllium	mg/L	<0.000057 ^	0.000069 J^
Cadmium	mg/L	<0.00013	<0.00013
Chromium	mg/L	0.0031	0.0036
Cobalt	mg/L	0.00014 J	0.00096
Fluoride	mg/L	1.8	0.46
Lead	mg/L	0.00028 J	0.00069 J
Lithium	mg/L	0.004 J	0.013
Mercury	mg/L	<0.000065	<0.000065
Molybdenum	mg/L	0.096	0.01
Combined Radium	pCi/L	<2.697	1.904
Selenium	mg/L	0.002 J	<0.00081
Thallium	mg/L	<0.000063	0.000091 J
pH	SU	8.2	7.3

Notes: Units are as noted.

J - Result is less than reporting limit but greater than or equal to method detection limit. Concentration is approximate value.

^ - Instrument related QC is outside acceptance limits

Electronic Filing: Received, Clerk's Office 07/08/2021

Table 2. LEAF Test Results from Ash Samples - Midwest Generation Powerton Station, Pekin, Illinois

Sample: ABB ASH		LEAF TEST TARGETED pH VALUES								
PARAMETER	UNITS	13.0	12.0	10.5	8.0	7.0	5.5	4.0	2.0	Natural*
Antimony	mg/L	<0.0011	0.0021	0.002	<0.0011	<0.0011	<0.0011	<0.0011	<0.011	<0.0011
Arsenic	mg/L	0.0055	0.015	0.01	0.0022	0.0023	0.0011	0.0035	0.04	0.0048
Barium	mg/L	0.15	0.44	0.39	0.34	0.84	2.6	6.9	300	0.35
Beryllium	mg/L	0.00014 J	0.00032 J	0.00018 J	<0.000057	<0.000057	<0.000057	0.016	0.16	0.00011 J
Cadmium	mg/L	0.0002 J	0.00037 J	0.00035 J	<0.00013	<0.00013	0.00055 J	0.012	0.017	0.00018 J
Chromium	mg/L	0.0047	0.017	0.013	0.0019 J	0.0017 J	0.0017 J	0.029	2.4	0.0085
Cobalt	mg/L	0.0016	0.0036	0.0029	0.000095 J	0.00023 J	0.0067	0.16	1.3	0.0014
Fluoride	mg/L	0.62	0.88	0.95 J	0.72	0.58	<0.13	3.4	<1.3	1.4
Lead	mg/L	0.0021 B	0.0058 B	0.0039	<0.000094	<0.000094	<0.000094	0.0045	0.18	0.0033 B
Lithium	mg/L	<0.0026	0.0038 J	0.003 J	0.005	0.0074	0.034	0.31	2.8	0.0034 J
Mercury	mg/L	<0.000065	0.000082 J	<0.000065	<0.000065	<0.000065	<0.000065	<0.000065	0.00097	<0.000065
Molybdenum	mg/L	0.0016 J	0.006	0.0067	0.0036 J	0.0034 J	0.0033 J	0.00083 J	<0.0047	0.0039 J
ORP	millivolts	-166	-25	96	170	210	240	350	590	310
pH	SU	12.7	11.5	10.8	7.9	7.2	5.9	3.8	2.2	9.0
Combined Radium	pCi/L	2.424 UG	2.334 UG	2.078 UG	0.906 U	0.86 U	0.911	1.828	224.1	0.911 U
Selenium	mg/L	0.0016 J	0.0054	0.0032 J	<0.00081	<0.00081	0.00085 J	0.0091	0.028 J	<0.00081
Specific Conductance	umhos/cm	20000	1200	590	650	1300	4400	14000	78000	210
Thallium	mg/L	<0.000063	<0.000063	0.000091 J	<0.000063	<0.000063	0.00015 J	0.0011	0.0047 J	<0.000063

Sample: ASB ASH		LEAF TEST TARGETED pH VALUES								
PARAMETER	UNITS	13.0	12.0	10.5	8.0	7.0	5.5	4.0	2.0	Natural*
Antimony	mg/L	0.0041	0.0032	0.0022	0.0011 J	0.0011 J	<0.0011	<0.011	<0.011	0.0013 J
Arsenic	mg/L	0.03	0.023	0.012	0.0023	0.0042	0.0021	0.014	0.042	0.0033
Barium	mg/L	0.029	0.03	0.044	0.27	1.3	2.1	3.8	50	0.15
Beryllium	mg/L	<0.000057	<0.000057	<0.000057	<0.000057	<0.000057	<0.000057	0.022	0.15	<0.000057
Cadmium	mg/L	<0.00013	<0.00013	<0.00013	<0.00013	<0.00013	0.0016	0.029	0.037	<0.00013
Chromium	mg/L	0.0032	0.0039	0.0041	0.0018 J	0.0016 J	0.0017 J	0.021 B	0.7	0.002
Cobalt	mg/L	0.00097	0.00039 J	0.00021 J	0.000081 J	0.00059	0.033	0.36	1.2	<0.000075
Fluoride	mg/L	0.62	2.0	1.2	0.41	0.29	<0.26	7.9	1.9 J	0.45
Lead	mg/L	0.00043 JB	0.00024 JB	0.00019 JB	<0.000094	<0.000094	<0.000094	0.0059 J	0.2	<0.000094
Lithium	mg/L	<0.0026	<0.0026	<0.0026	0.014	0.035	0.14	0.52	2.4	0.0097
Mercury	mg/L	<0.000065	<0.000065	<0.000065	<0.000065	<0.000065	<0.000065	<0.000065	<0.000065	<0.000065
Molybdenum	mg/L	0.0064	0.0056	0.0038 J	0.0027 J	0.0034 J	0.0039 J	<0.0047	<0.0047	0.0029 J
ORP	millivolts	-86	-24	45	160	210	240	360	550	180
pH	SU	12.7	12.4	10.8	8.3	7.4	5.7	4.1	2.4	8.6
Combined Radium	pCi/L	1.05	0.913 U	0.894 U	0.784 U	0.943	1.334 G	NR	NR	0.874 U
Selenium	mg/L	0.011	0.0088	0.0038 J	<0.00081	0.00096 J	0.0012 J	0.032 J	0.041 J	<0.00081
Specific Conductance	umhos/cm	16000	6200	760	720	4200	15000	26000	77000	300
Thallium	mg/L	<0.000063	<0.000063	<0.000063	<0.000063	0.000088 J	0.0004 J	0.0023 J	0.0088 J	<0.000063

Notes: Units are as noted.

ORP - Oxidation Reduction Potential

ABB - Ash By-pass Basin

ASB - Ash Surge Basin

G - The sample MDC is greater than the requested RL

U - Undetected.

NR - Lab unable to obtain result due to matrix interference.

MDC - Minimum Detectable Concentration (radiochemistry)

Natural - pH of ash as measured in the laboratory prior to any pH test modifications.

J - Result is less than reporting limit but greater than or equal to method detection limit.

Concentration is approximate value.

^ - Instrument related QC is outside acceptance limits

ATTACHMENT 1
Statistical Data Evaluation Tables – December 26, 2018

Electronic Filing: Received, Clerk's Office 07/08/2021

Table 4. ASB/ABB Assessment Monitoring - Appendix III Groundwater Analytical Results through 2018 - Midwest Generation, LLC, Powerton Station, Pekin, IL.

Well	Date	Boron	Calcium	Chloride	Fluoride	pH	Sulfate	Total Dissolved Solids
MW-01 (S) up-gradient	11/16/2015	1.0	98	44	0.17	7.07	93	530
	2/25/2016	0.2	110	42	0.16	7.23	54	460
	5/20/2016	0.34	100	44	0.17	6.95	65	430
	8/17/2016	0.27	78	39	0.25	7.16	50	530
	11/16/2016	0.18	97	39	0.21	7.22	32	500
	2/14/2017	0.18	120	55	0.17	7.30	60	550
	5/3/2017	0.19	86	66	0.16	7.41	45	460
	6/21/2017	0.18	85	58	0.18	7.60	47	540
	Pred. Limit*	1.0	142	81	0.25	7.90-6.58	115	648
	8/25/2017	0.56	86	41	0.18	7.41	63	490
	11/8/2017	0.57	130	38	0.12	6.69	61	640
	5/17/2018	0.15	88	50	0.12	6.7	48	540
8/8/2018	0.14	86	48	0.13	6.80	43	430	
MW-09 (S) up-gradient	11/18/2015	2.0	63	H 31	H 0.19	7.15	H 110	H 440
	2/25/2016	2.3	77	36	0.19	7.34	120	500
	5/19/2016	2.0	73	38	0.17	7.30	100	520
	8/17/2016	2.7	74	39	0.15	7.32	120	750
	11/17/2016	4.5	85	38	0.13	7.37	110	630
	2/15/2017	4.1	84	38	0.13	6.94	160	620
	5/3/2017	3.5	85	38	0.17	7.48	170	680
	6/21/2017	3.3	82	38	0.14	7.63	180	760
	Pred. Limit*	6.19	103	39	0.24	7.99-6.64	236	1000
	8/25/2017	3.8	85	36	0.14	7.30	150	630
	11/8/2017	4	89	37	0.13	6.92	190	650
	5/16/2018	4.1	89	36	0.15	7.83	180	550
8/8/2018	4.3	86	39	0.14	7.31	180	690	
MW-19^ (S) up-gradient	11/18/2016	3.8	89	38	0.13	7.34	120	670
	2/15/2017	4.7	88	37	0.13	7.50	180	630
	5/5/2017	3.3	88	38	0.14	7.51	160	640
	6/21/2017	2.3	110	35	0.12	7.30	170	690
	8/28/2017	3.5	97	36	0.16	7.20	160	700
	11/6/2017	4.5	86	35	0.17	7.26	190	640
	5/14/2018	4.1	96	35	0.16	7.92	180	820
	8/6/2018	3.8	100	37	0.13	7.57	170	720
Pred. Limit*	6.20	121	41	0.20	8.20-6.70	236	890	
MW-08 (CL) down-gradient	11/18/2015	1.5	160	H 170	H 0.44	7.61	H 470	H 1300
	2/25/2016	1.7	160	200	0.30	7.00	280	1100
	5/18/2016	1.7	160	140	0.34	7.67	300	1200
	8/17/2016	1.0	150	230	0.35	7.33	360	1400
	11/15/2016	1.2	140	290	0.33	6.90	230	1300
	2/16/2017	1.5	150	460	0.28	7.00	230	1500
	5/2/2017	0.55	140	300	0.33	7.30	320	1300
	6/21/2017	1.2	160	490	0.30	7.27	350	1700
	Pred. Limit	1.0	136	77	0.24**	7.73-6.83**	107	788**
	8/29/2017	<u>1.2</u>	<u>150</u>	<u>360</u>	<u>0.47</u>	7.29	<u>300</u>	<u>1500</u>
	11/8/2017	<u>0.68</u>	130	<u>260</u>	<u>0.45</u>	7.27	<u>270</u>	<u>1200</u>
	5/17/2018	<u>1.2</u>	130	<u>200</u>	<u>0.37</u>	6.79	<u>170</u>	<u>1000</u>
8/8/2018	<u>1.1</u>	<u>140</u>	<u>270</u>	<u>0.32</u>	6.93	<u>190</u>	<u>1200</u>	

Notes: All units are in mg/l except pH is in standard units.

Pred. Limit - Prediction Limit

(S) - Sandy Unit

(CL) - Silty Clay Unit

* - Intrawell Prediction Limit. All others are interwell comparisons.

** - Based on pooled background from MW-01/MW-09. All others based on MW-01 as background.

^ - Recently installed upgradient well. Insufficient rounds of sampling for statistical evaluation at this time.

Italics Date - First round of Detection Monitoring and resample after statistical background establishment.

Bold - Potential statistically significant increase.

F1 - MS and/or MSD Recovery outside of limits.

H - Sample was prepped or analyzed beyond the specified holding time.

V - Serial dilution exceeds control limits.

Electronic Filing: Received, Clerk's Office 07/08/2021

Table 4. ASB/ABB Assessment Monitoring - Appendix III Groundwater Analytical Results through 2018 - Midwest Generation, LLC, Powerton Station, Pekin, IL.

Well	Date	Boron	Calcium	Chloride	Fluoride	pH	Sulfate	Total Dissolved Solids
MW-11 (S) down-gradient	11/18/2015	1.7	110	H 54	H 0.55	7.06	H 160	H 670
	2/26/2016	1.5	140	120	0.55	7.25	220	850
	5/20/2016	1.6	140	120	0.56	7.10	210	920
	8/17/2016	1.0	130	93	0.67	7.08	180	910
	11/17/2016	1.2	140	130	0.44	7.21	240	1100
	2/16/2017	1.6	140	110	0.40	6.62	260	910
	5/3/2017	1.3	160	160	0.42	7.36	440	1300
	6/22/2017	1.2	140	120	0.60	7.21	260	1000
	Pred. Limit	1.0	136	77	0.24**	7.73-6.83**	107	788**
	8/29/2017	<u>2.2</u>	130	83	<u>0.52</u>	7.23	310	1100
	11/9/2017	<u>1.5</u>	140	100	<u>0.59</u>	6.96	230	970
	5/16/2018	<u>2.0</u>	140	88	<u>0.61</u>	7.89	270	1000
8/9/2018	<u>1.4</u>	160	120	<u>0.65</u>	7.24	220	1000	
MW-12 (CL) down-gradient	11/19/2015	0.94	160	H 220	H 0.57	7.12	H 650	H 1400
	2/26/2016	0.42	130	200	0.40	7.96	530	1200
	5/20/2016	0.65	150	200	0.49	7.28	550	1400
	8/18/2016	0.69	170	200	0.49	7.06	620	1600
	11/18/2016	0.83	140	180	0.46	7.34	340	1300
	2/16/2017	0.48	140	190	0.37	7.54	630	1300
	5/3/2017	0.49	120	190	0.37	7.47	500	1200
	6/22/2017	0.50	130	190	0.48	7.36	580	1400
	Pred. Limit	1.0	136	77	0.24**	7.73-6.83**	107	788**
	8/29/2017	0.78	140	180	<u>0.52</u>	7.34	520	1400
	11/10/2017	0.94	130	170	<u>0.48</u>	7.38	370	1200
	5/16/2018	0.46	100	180	<u>0.47</u>	8.12	720	1500
8/9/2018	0.61	120	190	<u>0.44</u>	7.42	480	1300	
MW-15 (CL) down-gradient	11/18/2015	1.5	270	H 210	H 0.53	6.55	H 1400	H 2400
	2/25/2016	2.0	240	110	0.61	6.84	640	1700
	5/19/2016	2.7	320	240	0.53	6.83	1200	2800
	8/18/2016	1.5	200	F1 170	0.54	6.96	660	1900
	11/17/2016	1.3	120	180	0.47	6.91	560	1900
	2/17/2017	1.9	200	190	0.43	7.24	670	1700
	5/4/2017	1.5	180	190	0.57	7.35	670	1700
	6/21/2017	1.6	180	200	0.56	7.30	530	1600
	Pred. Limit	1.0	136	77	0.24**	7.73-6.83**	107	788**
	8/29/2017	<u>2.2</u>	190	200	<u>0.53</u>	6.87	540	1800
	11/10/2017	<u>1.6</u>	170	180	<u>0.63</u>	7.09	530	1500
	5/17/2018	<u>2.3</u>	200	160	<u>0.5</u>	6.75	680	1800
8/9/2018	<u>2.3</u>	200	200	<u>0.48</u>	7.06	520	1700	
MW-17 (CL) down-gradient	11/19/2015	1.6	210	H 230	H 0.43	7.11	H 850	H 1800
	2/22/2016	1.8	290	280	0.55	7.19	960	2100
	5/18/2016	1.4	200	230	0.64	7.02	700	1800
	8/15/2016	1.1	220	220	0.60	7.08	860	2100
	11/14/2016	1.5	200	210	0.56	7.26	560	2000
	2/13/2017	1.6	190	230	0.56	6.84	770	1600
	5/4/2017	1.2	170	210	0.61	7.29	720	1500
	6/22/2017	0.95	150	230	0.72	7.38	580	1600
	Pred. Limit	1.0	136	77	0.24**	7.73-6.83**	107	788**
	8/29/2017	<u>1.4</u>	190	230	<u>0.64</u>	7.19	640	1900
	11/6/2017	<u>1.7</u>	190	240	<u>0.62</u>	7.27	840	1800
	5/14/2018	<u>1.6</u>	170	220	<u>0.6</u>	7.79	800	1700
8/6/2018	<u>1.3</u>	170	230	<u>0.6</u>	7.12	620	1600	
MW-18 (S) down-gradient	11/19/2015	0.80	140	H 220	H 0.66	7.62	H 310	H 1200
	2/22/2016	0.76	150	220	0.68	7.06	310	1200
	5/18/2016	0.72	120	230	0.71	7.68	230	1200
	8/15/2016	0.67	130	210	0.64	7.52	330	1300
	11/18/2016	0.94	130	200	0.58	7.69	250	1300
	2/15/2017	0.56	140	190	0.50	7.81	340	1200
	5/5/2017	0.46	130	180	0.52	8.12	360	1100
	6/21/2017	0.53	120	190	0.51	8.10	320	1200
	Pred. Limit	1.00	136	77	0.24**	7.73-6.83**	107	788**
	8/28/2017	0.65	120	200	<u>0.53</u>	7.81	310	1200
	11/6/2017	0.67	120	190	<u>0.57</u>	7.74	400	1200
	5/14/2018	0.57	130	180	<u>0.59</u>	8.27	440	1200
8/6/2018	0.58	120	230	<u>0.57</u>	7.88	270	1100	

Notes: All units are in mg/l except pH is in standard units.
Pred. Limit - Prediction Limit
(S) - Sandy Unit
(CL) - Silty Clay Unit
* - Intrawell Prediction Limit. All others are interwell comparisons.
** - Based on pooled background from MW-01/MW-09. All others based on MW-01 as background.
^ - Recently installed upgradient well. Insufficient rounds of sampling for statistical evaluation at this time.
Italics Date - First round of Detection Monitoring and resample after statistical background establishment.

Bold - Potential statistically significant increase.
F1 - MS and/or MSD Recovery outside of limits.
H - Sample was prepped or analyzed beyond the specified holding time.
V - Serial dilution exceeds control limits.

Table 5. ASB/ABB Assessment Monitoring - Detected Appendix IV Groundwater Analytical Results through 2018 - Midwest Generation, LLC, Powerton Station, Pekin, IL.

Table with columns: Well, Date, Arsenic, Barium, Cadmium, Cobalt, Fluoride, Lead, Lithium, Mercury, Molybdenum, Radium 226 + 228 Combined, Selenium, Thallium. Rows are grouped by well (MW-11, MW-12, MW-15, MW-17, MW-18) and date.

Notes:

All units are in mg/l except Radium is in pCi/L as noted.

Italics - Assessment Monitoring Conducted After Identification of Detected Appendix IV Compounds.

GWPS - Groundwater Protection Standard based on Table 2 and discussion in text

BOLD - Above established GWPS.

F1 - MS and/or MSD Recovery outside of limits.

H - Sample was prepped or analyzed beyond the specified holding time.

* - LCS or LCSD is outside acceptance limits.

^ - Denotes instrument related QC exceeds the control limits

ATTACHMENT 2
Analytical Data Packages

TestAmerica

THE LEADER IN ENVIRONMENTAL TESTING

ANALYTICAL REPORT

TestAmerica Laboratories, Inc.

TestAmerica Pittsburgh

301 Alpha Drive

RIDC Park

Pittsburgh, PA 15238

Tel: (412)963-7058

TestAmerica Job ID: 180-85446-1

Client Project/Site: Midwest Generation

For:


KPRG and Associates, Inc.

14665 West Lisbon Road,

Suite 1A

Brookfield, Wisconsin 53005

Attn: Richard Gnat



Authorized for release by:

1/18/2019 1:57:25 PM

Carrie Gamber, Senior Project Manager

(412)963-2428

carrie.gamber@testamericainc.com

LINKS

Review your project
results through

TotalAccess

Have a Question?



Visit us at:

www.testamericainc.com

This report has been electronically signed and authorized by the signatory. Electronic signature is intended to be the legally binding equivalent of a traditionally handwritten signature.

Results relate only to the items tested and the sample(s) as received by the laboratory.

PA Lab ID: 02-00416

1

2

3

4

5

6

7

8

9

10

11

12

13



Table of Contents

Cover Page	1
Table of Contents	2
Case Narrative	3
Definitions/Glossary	4
Certification Summary	5
Sample Summary	6
Method Summary	7
Lab Chronicle	8
Client Sample Results	9
QC Sample Results	10
QC Association Summary	13
Chain of Custody	14
Receipt Checklists	16

Client: KPRG and Associates, Inc.
Project/Site: Midwest Generation

TestAmerica Job ID: 180-85446-1

Job ID: 180-85446-1**Laboratory: TestAmerica Pittsburgh**

Narrative

CASE NARRATIVE**Client: KPRG and Associates, Inc.****Project: Midwest Generation****Report Number: 180-85446-1**

With the exceptions noted as flags or footnotes, standard analytical protocols were followed in the analysis of the samples and no problems were encountered or anomalies observed. In addition all laboratory quality control samples were within established control limits, with any exceptions noted below. Each sample was analyzed to achieve the lowest possible reporting limit within the constraints of the method. In some cases, due to interference or analytes present at high concentrations, samples were diluted. For diluted samples, the reporting limits are adjusted relative to the dilution required.

Calculations are performed before rounding to avoid round-off errors in calculated results.

All holding times were met and proper preservation noted for the methods performed on these samples, unless otherwise detailed in the individual sections below.

RECEIPT

The samples were received on 01/05/2019; the samples arrived in good condition, properly preserved and on ice. The temperature of the coolers at receipt was 1.9 C.

The Field Sampler was not listed on the Chain of Custody.

IC

No analytical or quality issues were noted, other than those described above or in the Definitions/Glossary page.

METALS

Molybdenum was detected in method blank MB 180-267216/1-A at a level that was above the method detection limit but below the reporting limit. The value should be considered an estimate, and has been flagged. If the associated sample reported a result above the MDL and/or RL, the result has been flagged.

The continuing calibration verification (CCV) recovered above the upper control limit for beryllium. The samples associated with this CCV were less than the reporting limit for the affected analytes; therefore, the data have been reported. The following samples were impacted: ABB (180-85446-1), ASB (180-85446-2), (180-85446-H-2-C MS), (180-85446-H-2-D MSD), (180-85446-H-2-B PDS) and (180-85446-H-2-B SD ^5).

Client: KPRG and Associates, Inc.
Project/Site: Midwest Generation

TestAmerica Job ID: 180-85446-1

Qualifiers

Metals

Qualifier

Qualifier Description

J	Result is less than the RL but greater than or equal to the MDL and the concentration is an approximate value.
^	ICV,CCV,ICB,CCB, ISA, ISB, CRI, CRA, DLCK or MRL standard: Instrument related QC is outside acceptance limits.

Glossary

Abbreviation

These commonly used abbreviations may or may not be present in this report.

α	Listed under the "D" column to designate that the result is reported on a dry weight basis
%R	Percent Recovery
CFL	Contains Free Liquid
CNF	Contains No Free Liquid
DER	Duplicate Error Ratio (normalized absolute difference)
Dil Fac	Dilution Factor
DL	Detection Limit (DoD/DOE)
DL, RA, RE, IN	Indicates a Dilution, Re-analysis, Re-extraction, or additional Initial metals/anion analysis of the sample
DLC	Decision Level Concentration (Radiochemistry)
EDL	Estimated Detection Limit (Dioxin)
LOD	Limit of Detection (DoD/DOE)
LOQ	Limit of Quantitation (DoD/DOE)
MDA	Minimum Detectable Activity (Radiochemistry)
MDC	Minimum Detectable Concentration (Radiochemistry)
MDL	Method Detection Limit
ML	Minimum Level (Dioxin)
NC	Not Calculated
ND	Not Detected at the reporting limit (or MDL or EDL if shown)
PQL	Practical Quantitation Limit
QC	Quality Control
RER	Relative Error Ratio (Radiochemistry)
RL	Reporting Limit or Requested Limit (Radiochemistry)
RPD	Relative Percent Difference, a measure of the relative difference between two points
TEF	Toxicity Equivalent Factor (Dioxin)
TEQ	Toxicity Equivalent Quotient (Dioxin)

Client: KPRG and Associates, Inc.
 Project/Site: Midwest Generation

TestAmerica Job ID: 180-85446-1

Laboratory: TestAmerica Pittsburgh

Unless otherwise noted, all analytes for this laboratory were covered under each accreditation/certification below.

Authority	Program	EPA Region	Identification Number	Expiration Date
Illinois	NELAP	5	200005	06-30-19

The following analytes are included in this report, but the laboratory is not certified by the governing authority. This list may include analytes for which the agency does not offer certification.

Analysis Method	Prep Method	Matrix	Analyte
EPA 6020A	3005A	Water	Lithium

- 1
- 2
- 3
- 4
- 5
- 6
- 7
- 8
- 9
- 10
- 11
- 12
- 13

Client: KPRG and Associates, Inc.
Project/Site: Midwest Generation

TestAmerica Job ID: 180-85446-1

Lab Sample ID	Client Sample ID	Matrix	Collected	Received
180-85446-1	ABB	Water	01/04/19 11:00	01/05/19 09:30
180-85446-2	ASB	Water	01/04/19 12:00	01/05/19 09:30

- 1
- 2
- 3
- 4
- 5
- 6
- 7
- 8
- 9
- 10
- 11
- 12
- 13

Client: KPRG and Associates, Inc.
 Project/Site: Midwest Generation

TestAmerica Job ID: 180-85446-1

Method	Method Description	Protocol	Laboratory
EPA 9056A	Anions, Ion Chromatography	SW846	TAL PIT
EPA 6020A	Metals (ICP/MS)	SW846	TAL PIT
EPA 7470A	Mercury (CVAA)	SW846	TAL PIT
3005A	Preparation, Total Recoverable or Dissolved Metals	SW846	TAL PIT
7470A	Preparation, Mercury	SW846	TAL PIT

Protocol References:

SW846 = "Test Methods For Evaluating Solid Waste, Physical/Chemical Methods", Third Edition, November 1986 And Its Updates.

Laboratory References:

TAL PIT = TestAmerica Pittsburgh, 301 Alpha Drive, RIDC Park, Pittsburgh, PA 15238, TEL (412)963-7058



Client: KPRG and Associates, Inc.
 Project/Site: Midwest Generation

TestAmerica Job ID: 180-85446-1

Client Sample ID: ABB
Date Collected: 01/04/19 11:00
Date Received: 01/05/19 09:30

Lab Sample ID: 180-85446-1
Matrix: Water

Prep Type	Batch Type	Batch Method	Run	Dil Factor	Initial Amount	Final Amount	Batch Number	Prepared or Analyzed	Analyst	Lab
Total/NA	Analysis	EPA 9056A		1			267731	01/13/19 07:44	CMR	TAL PIT
Instrument ID: CHICS2100B										
Total Recoverable	Prep	3005A			50 mL	50 mL	267216	01/07/19 11:48	NAM	TAL PIT
Total Recoverable	Analysis	EPA 6020A		1			267457	01/08/19 20:24	WTR	TAL PIT
Instrument ID: A										
Total/NA	Prep	7470A			50 mL	50 mL	267213	01/07/19 11:26	KA	TAL PIT
Total/NA	Analysis	EPA 7470A		1			267249	01/07/19 18:31	KA	TAL PIT
Instrument ID: HGY										

Client Sample ID: ASB
Date Collected: 01/04/19 12:00
Date Received: 01/05/19 09:30

Lab Sample ID: 180-85446-2
Matrix: Water

Prep Type	Batch Type	Batch Method	Run	Dil Factor	Initial Amount	Final Amount	Batch Number	Prepared or Analyzed	Analyst	Lab
Total/NA	Analysis	EPA 9056A		1			267731	01/13/19 08:15	CMR	TAL PIT
Instrument ID: CHICS2100B										
Total Recoverable	Prep	3005A			50 mL	50 mL	267216	01/07/19 11:48	NAM	TAL PIT
Total Recoverable	Analysis	EPA 6020A		1			267457	01/08/19 20:28	WTR	TAL PIT
Instrument ID: A										
Total/NA	Prep	7470A			50 mL	50 mL	267213	01/07/19 11:26	KA	TAL PIT
Total/NA	Analysis	EPA 7470A		1			267249	01/07/19 18:32	KA	TAL PIT
Instrument ID: HGY										

Laboratory References:

TAL PIT = TestAmerica Pittsburgh, 301 Alpha Drive, RIDC Park, Pittsburgh, PA 15238, TEL (412)963-7058

Analyst References:

Lab: TAL PIT

Batch Type: Prep

KA = Kayla Kalamasz

NAM = Nicole Marfisi

Batch Type: Analysis

CMR = Carl Reagle

KA = Kayla Kalamasz

WTR = Bill Reinheimer

Client: KPRG and Associates, Inc.
 Project/Site: Midwest Generation

TestAmerica Job ID: 180-85446-1

Client Sample ID: ABB
Date Collected: 01/04/19 11:00
Date Received: 01/05/19 09:30

Lab Sample ID: 180-85446-1
Matrix: Water

Method: EPA 9056A - Anions, Ion Chromatography

Analyte	Result	Qualifier	RL	MDL	Unit	D	Prepared	Analyzed	Dil Fac
Fluoride	1.8		0.10	0.026	mg/L			01/13/19 07:44	1

Method: EPA 6020A - Metals (ICP/MS) - Total Recoverable

Analyte	Result	Qualifier	RL	MDL	Unit	D	Prepared	Analyzed	Dil Fac
Arsenic	1.9		1.0	0.32	ug/L		01/07/19 11:48	01/08/19 20:24	1
Barium	56		10	0.37	ug/L		01/07/19 11:48	01/08/19 20:24	1
Cadmium	ND		1.0	0.13	ug/L		01/07/19 11:48	01/08/19 20:24	1
Beryllium	ND	^	1.0	0.057	ug/L		01/07/19 11:48	01/08/19 20:24	1
Chromium	3.4		2.0	0.63	ug/L		01/07/19 11:48	01/08/19 20:24	1
Lead	0.28	J	1.0	0.094	ug/L		01/07/19 11:48	01/08/19 20:24	1
Selenium	2.0	J	5.0	0.81	ug/L		01/07/19 11:48	01/08/19 20:24	1
Cobalt	0.14	J	0.50	0.075	ug/L		01/07/19 11:48	01/08/19 20:24	1
Molybdenum	96		5.0	0.47	ug/L		01/07/19 11:48	01/08/19 20:24	1
Antimony	1.4	J	2.0	1.1	ug/L		01/07/19 11:48	01/08/19 20:24	1
Thallium	ND		1.0	0.063	ug/L		01/07/19 11:48	01/08/19 20:24	1
Lithium	4.0	J	5.0	2.6	ug/L		01/07/19 11:48	01/08/19 20:24	1

Method: EPA 7470A - Mercury (CVAA)

Analyte	Result	Qualifier	RL	MDL	Unit	D	Prepared	Analyzed	Dil Fac
Mercury	ND		0.20	0.065	ug/L		01/07/19 11:26	01/07/19 18:31	1

Client Sample ID: ASB
Date Collected: 01/04/19 12:00
Date Received: 01/05/19 09:30

Lab Sample ID: 180-85446-2
Matrix: Water

Method: EPA 9056A - Anions, Ion Chromatography

Analyte	Result	Qualifier	RL	MDL	Unit	D	Prepared	Analyzed	Dil Fac
Fluoride	0.46		0.10	0.026	mg/L			01/13/19 08:15	1

Method: EPA 6020A - Metals (ICP/MS) - Total Recoverable

Analyte	Result	Qualifier	RL	MDL	Unit	D	Prepared	Analyzed	Dil Fac
Arsenic	3.2		1.0	0.32	ug/L		01/07/19 11:48	01/08/19 20:28	1
Barium	150		10	0.37	ug/L		01/07/19 11:48	01/08/19 20:28	1
Cadmium	ND		1.0	0.13	ug/L		01/07/19 11:48	01/08/19 20:28	1
Beryllium	0.069	J ^	1.0	0.057	ug/L		01/07/19 11:48	01/08/19 20:28	1
Chromium	3.6		2.0	0.63	ug/L		01/07/19 11:48	01/08/19 20:28	1
Lead	0.69	J	1.0	0.094	ug/L		01/07/19 11:48	01/08/19 20:28	1
Selenium	ND		5.0	0.81	ug/L		01/07/19 11:48	01/08/19 20:28	1
Cobalt	0.96		0.50	0.075	ug/L		01/07/19 11:48	01/08/19 20:28	1
Molybdenum	10		5.0	0.47	ug/L		01/07/19 11:48	01/08/19 20:28	1
Antimony	1.9	J	2.0	1.1	ug/L		01/07/19 11:48	01/08/19 20:28	1
Thallium	0.091	J	1.0	0.063	ug/L		01/07/19 11:48	01/08/19 20:28	1
Lithium	13		5.0	2.6	ug/L		01/07/19 11:48	01/08/19 20:28	1

Method: EPA 7470A - Mercury (CVAA)

Analyte	Result	Qualifier	RL	MDL	Unit	D	Prepared	Analyzed	Dil Fac
Mercury	ND		0.20	0.065	ug/L		01/07/19 11:26	01/07/19 18:32	1

Client: KPRG and Associates, Inc.
 Project/Site: Midwest Generation

TestAmerica Job ID: 180-85446-1

Method: EPA 9056A - Anions, Ion Chromatography

Lab Sample ID: MB 180-267731/6
 Matrix: Water
 Analysis Batch: 267731

Client Sample ID: Method Blank
 Prep Type: Total/NA

Analyte	MB Result	MB Qualifier	RL	MDL	Unit	D	Prepared	Analyzed	Dil Fac
Fluoride	ND		0.10	0.026	mg/L			01/13/19 06:56	1

Lab Sample ID: LCS 180-267731/5
 Matrix: Water
 Analysis Batch: 267731

Client Sample ID: Lab Control Sample
 Prep Type: Total/NA

Analyte	Spike Added	LCS Result	LCS Qualifier	Unit	D	%Rec	%Rec. Limits
Fluoride	1.25	1.32		mg/L		105	80 - 120

Lab Sample ID: 180-85446-2 MS
 Matrix: Water
 Analysis Batch: 267731

Client Sample ID: ASB
 Prep Type: Total/NA

Analyte	Sample Result	Sample Qualifier	Spike Added	MS Result	MS Qualifier	Unit	D	%Rec	%Rec. Limits
Fluoride	0.51		6.25	7.35		mg/L		109	80 - 120

Lab Sample ID: 180-85446-2 MSD
 Matrix: Water
 Analysis Batch: 267731

Client Sample ID: ASB
 Prep Type: Total/NA

Analyte	Sample Result	Sample Qualifier	Spike Added	MSD Result	MSD Qualifier	Unit	D	%Rec	%Rec. Limits	RPD	RPD Limit
Fluoride	0.51		6.25	7.28		mg/L		108	80 - 120	1	15

Method: EPA 6020A - Metals (ICP/MS)

Lab Sample ID: MB 180-267216/1-A
 Matrix: Water
 Analysis Batch: 267457

Client Sample ID: Method Blank
 Prep Type: Total Recoverable
 Prep Batch: 267216

Analyte	MB Result	MB Qualifier	RL	MDL	Unit	D	Prepared	Analyzed	Dil Fac
Arsenic	ND		1.0	0.32	ug/L		01/07/19 11:48	01/08/19 19:14	1
Barium	ND		10	0.37	ug/L		01/07/19 11:48	01/08/19 19:14	1
Cadmium	ND		1.0	0.13	ug/L		01/07/19 11:48	01/08/19 19:14	1
Beryllium	ND		1.0	0.057	ug/L		01/07/19 11:48	01/08/19 19:14	1
Chromium	ND		2.0	0.63	ug/L		01/07/19 11:48	01/08/19 19:14	1
Lead	ND		1.0	0.094	ug/L		01/07/19 11:48	01/08/19 19:14	1
Selenium	ND		5.0	0.81	ug/L		01/07/19 11:48	01/08/19 19:14	1
Cobalt	ND		0.50	0.075	ug/L		01/07/19 11:48	01/08/19 19:14	1
Molybdenum	ND		5.0	0.47	ug/L		01/07/19 11:48	01/08/19 19:14	1
Antimony	ND		2.0	1.1	ug/L		01/07/19 11:48	01/08/19 19:14	1
Thallium	ND		1.0	0.063	ug/L		01/07/19 11:48	01/08/19 19:14	1
Lithium	ND		5.0	2.6	ug/L		01/07/19 11:48	01/08/19 19:14	1

Lab Sample ID: MB 180-267216/1-A
 Matrix: Water
 Analysis Batch: 267572

Client Sample ID: Method Blank
 Prep Type: Total Recoverable
 Prep Batch: 267216

Analyte	MB Result	MB Qualifier	RL	MDL	Unit	D	Prepared	Analyzed	Dil Fac
Arsenic	ND		1.0	0.32	ug/L		01/07/19 11:48	01/09/19 20:11	1

TestAmerica Pittsburgh

Client: KPRG and Associates, Inc.
 Project/Site: Midwest Generation

TestAmerica Job ID: 180-85446-1

Method: EPA 6020A - Metals (ICP/MS) (Continued)

Lab Sample ID: MB 180-267216/1-A
Matrix: Water
Analysis Batch: 267572

Client Sample ID: Method Blank
Prep Type: Total Recoverable
Prep Batch: 267216

Analyte	MB Result	MB Qualifier	RL	MDL	Unit	D	Prepared	Analyzed	Dil Fac
Barium	ND		10	0.37	ug/L		01/07/19 11:48	01/09/19 20:11	1
Cadmium	ND		1.0	0.13	ug/L		01/07/19 11:48	01/09/19 20:11	1
Beryllium	ND		1.0	0.057	ug/L		01/07/19 11:48	01/09/19 20:11	1
Chromium	ND		2.0	0.63	ug/L		01/07/19 11:48	01/09/19 20:11	1
Lead	ND		1.0	0.094	ug/L		01/07/19 11:48	01/09/19 20:11	1
Selenium	ND		5.0	0.81	ug/L		01/07/19 11:48	01/09/19 20:11	1
Cobalt	ND		0.50	0.075	ug/L		01/07/19 11:48	01/09/19 20:11	1
Molybdenum	0.664	J	5.0	0.47	ug/L		01/07/19 11:48	01/09/19 20:11	1
Antimony	ND		2.0	1.1	ug/L		01/07/19 11:48	01/09/19 20:11	1
Thallium	ND		1.0	0.063	ug/L		01/07/19 11:48	01/09/19 20:11	1
Lithium	ND		5.0	2.6	ug/L		01/07/19 11:48	01/09/19 20:11	1

Lab Sample ID: LCS 180-267216/2-A
Matrix: Water
Analysis Batch: 267457

Client Sample ID: Lab Control Sample
Prep Type: Total Recoverable
Prep Batch: 267216

Analyte	Spike Added	LCS Result	LCS Qualifier	Unit	D	%Rec	%Rec. Limits
Arsenic	40.0	40.5		ug/L		101	80 - 120
Barium	2000	2040		ug/L		102	80 - 120
Cadmium	50.0	53.0		ug/L		106	80 - 120
Beryllium	50.0	56.7		ug/L		113	80 - 120
Chromium	200	209		ug/L		105	80 - 120
Lead	20.0	21.3		ug/L		106	80 - 120
Selenium	10.0	9.95		ug/L		99	80 - 120
Cobalt	500	515		ug/L		103	80 - 120
Molybdenum	1000	1070		ug/L		107	80 - 120
Antimony	500	517		ug/L		103	80 - 120
Thallium	50.0	53.2		ug/L		106	80 - 120
Lithium	50.0	46.7		ug/L		93	80 - 120

Lab Sample ID: LCS 180-267216/2-A
Matrix: Water
Analysis Batch: 267572

Client Sample ID: Lab Control Sample
Prep Type: Total Recoverable
Prep Batch: 267216

Analyte	Spike Added	LCS Result	LCS Qualifier	Unit	D	%Rec	%Rec. Limits
Arsenic	40.0	39.4		ug/L		98	80 - 120
Barium	2000	1820		ug/L		91	80 - 120
Cadmium	50.0	56.5		ug/L		113	80 - 120
Beryllium	50.0	50.2		ug/L		100	80 - 120
Chromium	200	192		ug/L		96	80 - 120
Lead	20.0	20.8		ug/L		104	80 - 120
Selenium	10.0	8.24		ug/L		82	80 - 120
Cobalt	500	452		ug/L		90	80 - 120
Molybdenum	1000	1090		ug/L		109	80 - 120
Antimony	500	467		ug/L		93	80 - 120
Thallium	50.0	51.0		ug/L		102	80 - 120
Lithium	50.0	54.4		ug/L		109	80 - 120

QC Sample Results

Client: KPRG and Associates, Inc.
Project/Site: Midwest Generation

TestAmerica Job ID: 180-85446-1

Method: EPA 6020A - Metals (ICP/MS) (Continued)

Lab Sample ID: 180-85446-2 MS
Matrix: Water
Analysis Batch: 267572

Client Sample ID: ASB
Prep Type: Total Recoverable
Prep Batch: 267216

Analyte	Sample Result	Sample Qualifier	Spike Added	MS Result	MS Qualifier	Unit	D	%Rec	Limits
Arsenic	3.2		40.0	43.3		ug/L		100	75 - 125
Barium	150		2000	1970		ug/L		91	75 - 125
Cadmium	ND		50.0	57.7		ug/L		115	75 - 125
Beryllium	0.069	J ^	50.0	49.2		ug/L		98	75 - 125
Chromium	3.6		200	189		ug/L		93	75 - 125
Lead	0.69	J	20.0	22.1		ug/L		107	75 - 125
Selenium	ND		10.0	9.53		ug/L		95	75 - 125
Cobalt	0.96		500	440		ug/L		88	75 - 125
Molybdenum	10		1000	1150		ug/L		114	75 - 125
Antimony	1.9	J	500	483		ug/L		96	75 - 125
Thallium	0.091	J	50.0	50.8		ug/L		101	75 - 125
Lithium	13		50.0	67.9		ug/L		110	75 - 125

Lab Sample ID: 180-85446-2 MSD
Matrix: Water
Analysis Batch: 267457

Client Sample ID: ASB
Prep Type: Total Recoverable
Prep Batch: 267216

Analyte	Sample Result	Sample Qualifier	Spike Added	MSD Result	MSD Qualifier	Unit	D	%Rec	Limits	RPD	Limit
Arsenic	3.2		40.0	42.7		ug/L		99	75 - 125	172	20
Barium	150		2000	2280		ug/L		106	75 - 125	175	20
Cadmium	ND		50.0	55.9		ug/L		112	75 - 125	NC	20
Beryllium	0.069	J ^	50.0	57.6	^	ug/L		115	75 - 125	NC	20
Chromium	3.6		200	226		ug/L		111	75 - 125	194	20
Lead	0.69	J	20.0	22.5		ug/L		109	75 - 125	189	20
Selenium	ND		10.0	9.14		ug/L		91	75 - 125	NC	20
Cobalt	0.96		500	489		ug/L		98	75 - 125	200	20
Molybdenum	10		1000	1110		ug/L		110	75 - 125	197	20
Antimony	1.9	J	500	545		ug/L		109	75 - 125	199	20
Thallium	0.091	J	50.0	53.6		ug/L		107	75 - 125	NC	20
Lithium	13		50.0	62.3		ug/L		99	75 - 125	132	20

Method: EPA 7470A - Mercury (CVAA)

Lab Sample ID: MB 180-267213/1-A
Matrix: Water
Analysis Batch: 267249

Client Sample ID: Method Blank
Prep Type: Total/NA
Prep Batch: 267213

Analyte	MB Result	MB Qualifier	RL	MDL	Unit	D	Prepared	Analyzed	Dil Fac
Mercury	ND		0.20	0.065	ug/L		01/07/19 11:26	01/07/19 18:19	1

Lab Sample ID: LCS 180-267213/2-A
Matrix: Water
Analysis Batch: 267249

Client Sample ID: Lab Control Sample
Prep Type: Total/NA
Prep Batch: 267213

Analyte	Spike Added	LCS Result	LCS Qualifier	Unit	D	%Rec	Limits
Mercury	2.50	2.66		ug/L		106	80 - 120

Client: KPRG and Associates, Inc.
 Project/Site: Midwest Generation

TestAmerica Job ID: 180-85446-1

HPLC/IC

Analysis Batch: 267731

Lab Sample ID	Client Sample ID	Prep Type	Matrix	Method	Prep Batch
180-85446-1	ABB	Total/NA	Water	EPA 9056A	
180-85446-2	ASB	Total/NA	Water	EPA 9056A	
MB 180-267731/6	Method Blank	Total/NA	Water	EPA 9056A	
LCS 180-267731/5	Lab Control Sample	Total/NA	Water	EPA 9056A	
180-85446-2 MS	ASB	Total/NA	Water	EPA 9056A	
180-85446-2 MSD	ASB	Total/NA	Water	EPA 9056A	

Metals

Prep Batch: 267213

Lab Sample ID	Client Sample ID	Prep Type	Matrix	Method	Prep Batch
180-85446-1	ABB	Total/NA	Water	7470A	
180-85446-2	ASB	Total/NA	Water	7470A	
MB 180-267213/1-A	Method Blank	Total/NA	Water	7470A	
LCS 180-267213/2-A	Lab Control Sample	Total/NA	Water	7470A	

Prep Batch: 267216

Lab Sample ID	Client Sample ID	Prep Type	Matrix	Method	Prep Batch
180-85446-1	ABB	Total Recoverable	Water	3005A	
180-85446-2	ASB	Total Recoverable	Water	3005A	
MB 180-267216/1-A	Method Blank	Total Recoverable	Water	3005A	
LCS 180-267216/2-A	Lab Control Sample	Total Recoverable	Water	3005A	
180-85446-2 MS	ASB	Total Recoverable	Water	3005A	
180-85446-2 MSD	ASB	Total Recoverable	Water	3005A	

Analysis Batch: 267249

Lab Sample ID	Client Sample ID	Prep Type	Matrix	Method	Prep Batch
180-85446-1	ABB	Total/NA	Water	EPA 7470A	267213
180-85446-2	ASB	Total/NA	Water	EPA 7470A	267213
MB 180-267213/1-A	Method Blank	Total/NA	Water	EPA 7470A	267213
LCS 180-267213/2-A	Lab Control Sample	Total/NA	Water	EPA 7470A	267213

Analysis Batch: 267457

Lab Sample ID	Client Sample ID	Prep Type	Matrix	Method	Prep Batch
180-85446-1	ABB	Total Recoverable	Water	EPA 6020A	267216
180-85446-2	ASB	Total Recoverable	Water	EPA 6020A	267216
MB 180-267216/1-A	Method Blank	Total Recoverable	Water	EPA 6020A	267216
LCS 180-267216/2-A	Lab Control Sample	Total Recoverable	Water	EPA 6020A	267216
180-85446-2 MSD	ASB	Total Recoverable	Water	EPA 6020A	267216

Analysis Batch: 267572

Lab Sample ID	Client Sample ID	Prep Type	Matrix	Method	Prep Batch
MB 180-267216/1-A	Method Blank	Total Recoverable	Water	EPA 6020A	267216
LCS 180-267216/2-A	Lab Control Sample	Total Recoverable	Water	EPA 6020A	267216
180-85446-2 MS	ASB	Total Recoverable	Water	EPA 6020A	267216

THE LEADER IN ENVIRONMENTAL TESTING
 TestAmerica Laboratories, Inc.
 TAL-8210 (0713)

Regulatory Program: DW NPDES RCRA Other:

Client Contact Company Name: <u>KPRG and Associates</u> Address: <u>14665 W Lisbon Rd Ste 1A</u> City/State/Zip: <u>Brookfield / WI 53005</u> Phone: <u>262-781-0475</u> Fax: Project Name: <u>NRG</u> Site: <u>PowerGen</u> P.O.#: <u>23517.0</u>				Project Manager: Tel/Fax: Analysis Turnaround Time <input type="checkbox"/> CALENDAR DAYS <input type="checkbox"/> WORKING DAYS TAT if different from Below _____ <input type="checkbox"/> 2 weeks <input type="checkbox"/> 1 week <input type="checkbox"/> 2 days <input type="checkbox"/> 1 day		Site Contact: Lab Contact: Date: _____ Carrier: _____ COC No: _____ of _____ COCs	
Sample Identification	Sample Date	Sample Time	Sample Type (C=Comp, G=Grab)	Matrix	# of Cont.	Sample Specific Notes:	
						Filtered Sample (Y/N)	Perform MS/MSD (Y/N)
<u>ABB</u>	<u>1-4-18</u>	<u>1100</u>	<u>G</u>	<u>W</u>	<u>4</u>	<u>X</u>	<u>X</u>
<u>ASB</u>	<u>1-4-18</u>	<u>1200</u>	<u>G</u>	<u>W</u>	<u>4</u>	<u>X</u>	<u>X</u>
Preservation Used: 1= Ice, 2= HCl; 3= H2SO4; 4=HNO3; 5=NaOH; 6= Other _____ Possible Hazard Identification: _____ Are any samples from a listed EPA Hazardous Waste? Please List any EPA Waste Codes for the sample in the Comments Section if the lab is to dispose of the sample. <input type="checkbox"/> Non-Hazard <input type="checkbox"/> Flammable <input type="checkbox"/> Skin Irritant <input type="checkbox"/> Poison B <input type="checkbox"/> Unknown							
Special Instructions/QC Requirements & Comments: <u>CCR Appendix 4 metals -> As, Ba, Cd, Co, Pb, Li, Hg, Mo, Se, Ti / Date for all samples is 1-4-19</u>							
Relinquished by: <u>Mitchel Dolan</u> Relinquished by: _____ Relinquished by: _____				Custody Seal No.: _____ Company: <u>KPRG</u> Company: _____ Company: _____			
Received by: <u>FEDEX</u> Received by: <u>Melanie Watson</u> Received in Laboratory by: _____				Date/Time: <u>1-4-19 / 1400</u> Date/Time: <u>1-5-19 - 9:30</u> Date/Time: _____			





180-85446 Waybill

Do Not Lift Using

ericq

9 1 12:00 A G
ST 3 0897 01.05

Part # 150470-434 RITZ EXP 08/19

ORIGIN ID:PIAA (000) 000-0000
KPRG ASSOCIATES
414 PLAZA DR STE 106
WESTMONT, IL 60559
UNITED STATES US

SHIP DATE: 04JAN19
ACTWGT: 50.00 LB
CAD: 006994779/SSFE1922
DIMS: 22x12x12 IN
BILL THIRD PARTY


Part # 150297-2009/11/19

TO ATTN CARRIE GAMBER
TEST AMERICA
301 ALPHA DR RIDC PARK
PITTSBURGH PA 15238

(412) 963-7058
INU:
PO:

REF:

DEPT:



TRK# 7848 0408 0897
0201

SATURDAY 12:00P
PRIORITY OVERNIGHT

XO AGCA

15238
US PIT

Uncorrected temp
Thermometer ID

1.9
10
TS

CF 0 Initials



PT-WI-SR-001 effective 11/6/18



- 1
- 2
- 3
- 4
- 5
- 6
- 7
- 8
- 9
- 10
- 11
- 12
- 13

Login Sample Receipt Checklist

Client: KPRG and Associates, Inc.

Job Number: 180-85446-1

Login Number: 85446**List Source: TestAmerica Pittsburgh****List Number: 1****Creator: Watson, Debbie**

Question	Answer	Comment
Radioactivity wasn't checked or is </= background as measured by a survey meter.	N/A	
The cooler's custody seal, if present, is intact.	True	
Sample custody seals, if present, are intact.	True	
The cooler or samples do not appear to have been compromised or tampered with.	True	
Samples were received on ice.	True	
Cooler Temperature is acceptable.	True	
Cooler Temperature is recorded.	True	
COC is present.	True	
COC is filled out in ink and legible.	True	
COC is filled out with all pertinent information.	True	
Is the Field Sampler's name present on COC?	False	
There are no discrepancies between the containers received and the COC.	True	
Samples are received within Holding Time (excluding tests with immediate HTs)	True	
Sample containers have legible labels.	True	
Containers are not broken or leaking.	True	
Sample collection date/times are provided.	True	
Appropriate sample containers are used.	True	
Sample bottles are completely filled.	True	
Sample Preservation Verified.	True	
There is sufficient vol. for all requested analyses, incl. any requested MS/MSDs	True	
Containers requiring zero headspace have no headspace or bubble is <6mm (1/4").	True	
Multiphasic samples are not present.	True	
Samples do not require splitting or compositing.	True	
Residual Chlorine Checked.	N/A	

TestAmerica

THE LEADER IN ENVIRONMENTAL TESTING

ANALYTICAL REPORT

TestAmerica Laboratories, Inc.

TestAmerica Pittsburgh

301 Alpha Drive

RIDC Park

Pittsburgh, PA 15238

Tel: (412)963-7058

TestAmerica Job ID: 180-85446-2

Client Project/Site: Midwest Generation

For:


KPRG and Associates, Inc.

14665 West Lisbon Road,

Suite 2B

Brookfield, Wisconsin 53005

Attn: Richard Gnat



Authorized for release by:

2/7/2019 4:39:54 PM

Carrie Gamber, Senior Project Manager

(412)963-2428

carrie.gamber@testamericainc.com

LINKS

Review your project
results through

TotalAccess

Have a Question?



Visit us at:

www.testamericainc.com

This report has been electronically signed and authorized by the signatory. Electronic signature is intended to be the legally binding equivalent of a traditionally handwritten signature.

Results relate only to the items tested and the sample(s) as received by the laboratory.

PA Lab ID: 02-00416

1

2

3

4

5

6

7

8

9

10

11

12

13



Table of Contents

Cover Page	1
Table of Contents	2
Case Narrative	3
Definitions/Glossary	4
Certification Summary	5
Sample Summary	6
Method Summary	7
Lab Chronicle	8
Client Sample Results	9
QC Sample Results	10
QC Association Summary	12
Chain of Custody	13
Receipt Checklists	16

Client: KPRG and Associates, Inc.
Project/Site: Midwest Generation

TestAmerica Job ID: 180-85446-2

Job ID: 180-85446-2**Laboratory: TestAmerica Pittsburgh**

Narrative

CASE NARRATIVE**Client: KPRG and Associates, Inc.****Project: Midwest Generation****Report Number: 180-85446-2**

With the exceptions noted as flags or footnotes, standard analytical protocols were followed in the analysis of the samples and no problems were encountered or anomalies observed. In addition all laboratory quality control samples were within established control limits, with any exceptions noted below. Each sample was analyzed to achieve the lowest possible reporting limit within the constraints of the method. In some cases, due to interference or analytes present at high concentrations, samples were diluted. For diluted samples, the reporting limits are adjusted relative to the dilution required.

Calculations are performed before rounding to avoid round-off errors in calculated results.

All holding times were met and proper preservation noted for the methods performed on these samples, unless otherwise detailed in the individual sections below.

RECEIPT

The samples were received on 01/05/2019; the samples arrived in good condition, properly preserved and on ice. The temperature of the coolers at receipt was 1.9 C.

The Field Sampler was not listed on the Chain of Custody.

903.0

The following samples were prepared at a reduced aliquot: ABB (180-85446-1) and ASB (180-85446-2). Sample 180-85446-1 was reduced due to yellow discoloration. Sample 180-85446-2 was reduced due to sediment.

904.0

The following samples were prepared at a reduced aliquot due to limited sample volume due to re-extract: ABB (180-85446-1) and ASB (180-85446-2).

Method(s) PrecSep_0: Radium 228 Prep Batch 160-410725: The following samples were prepared at a reduced aliquot: ABB (180-85446-1) and ASB (180-85446-2). Sample 180-85446-1 was reduced due to yellow discoloration. Sample 180-85446-2 was reduced due to sediment.

Client: KPRG and Associates, Inc.
 Project/Site: Midwest Generation

TestAmerica Job ID: 180-85446-2

Qualifiers

Rad

Qualifier	Qualifier Description
G	The Sample MDC is greater than the requested RL.
U	Result is less than the sample detection limit.

Glossary

Abbreviation	These commonly used abbreviations may or may not be present in this report.
α	Listed under the "D" column to designate that the result is reported on a dry weight basis
%R	Percent Recovery
CFL	Contains Free Liquid
CNF	Contains No Free Liquid
DER	Duplicate Error Ratio (normalized absolute difference)
Dil Fac	Dilution Factor
DL	Detection Limit (DoD/DOE)
DL, RA, RE, IN	Indicates a Dilution, Re-analysis, Re-extraction, or additional Initial metals/anion analysis of the sample
DLC	Decision Level Concentration (Radiochemistry)
EDL	Estimated Detection Limit (Dioxin)
LOD	Limit of Detection (DoD/DOE)
LOQ	Limit of Quantitation (DoD/DOE)
MDA	Minimum Detectable Activity (Radiochemistry)
MDC	Minimum Detectable Concentration (Radiochemistry)
MDL	Method Detection Limit
ML	Minimum Level (Dioxin)
NC	Not Calculated
ND	Not Detected at the reporting limit (or MDL or EDL if shown)
PQL	Practical Quantitation Limit
QC	Quality Control
RER	Relative Error Ratio (Radiochemistry)
RL	Reporting Limit or Requested Limit (Radiochemistry)
RPD	Relative Percent Difference, a measure of the relative difference between two points
TEF	Toxicity Equivalent Factor (Dioxin)
TEQ	Toxicity Equivalent Quotient (Dioxin)



Client: KPRG and Associates, Inc.
 Project/Site: Midwest Generation

TestAmerica Job ID: 180-85446-2

Laboratory: TestAmerica Pittsburgh

The accreditations/certifications listed below are applicable to this report.

Authority	Program	EPA Region	Identification Number	Expiration Date
Illinois	NELAP	5	200005	06-30-19

Laboratory: TestAmerica St. Louis

All accreditations/certifications held by this laboratory are listed. Not all accreditations/certifications are applicable to this report.

Authority	Program	EPA Region	Identification Number	Expiration Date
Alaska	State Program	10	MO00054	06-30-19
ANAB	DoD ELAP		L2305	04-06-19
Arizona	State Program	9	AZ0813	12-08-19
California	State Program	9	2886	06-30-19
Connecticut	State Program	1	PH-0241	03-31-19
Florida	NELAP	4	E87689	06-30-19
Illinois	NELAP	5	200023	11-30-19
Iowa	State Program	7	373	12-01-20
Kansas	NELAP	7	E-10236	10-31-19
Kentucky (DW)	State Program	4	90125	12-31-18 *
Louisiana	NELAP	6	04080	06-30-19
Louisiana (DW)	NELAP	6	LA011	12-31-19
Maryland	State Program	3	310	09-30-19
Michigan	State Program	5	9005	06-30-19
Missouri	State Program	7	780	06-30-19
Nevada	State Program	9	MO000542018-1	07-31-19
New Jersey	NELAP	2	MO002	06-30-19
New York	NELAP	2	11616	03-31-19
North Dakota	State Program	8	R207	06-30-19
NRC	NRC		24-24817-01	12-31-22
Oklahoma	State Program	6	9997	08-31-19
Pennsylvania	NELAP	3	68-00540	02-28-19 *
South Carolina	State Program	4	85002001	06-30-19
Texas	NELAP	6	T104704193-18-12	07-31-19
US Fish & Wildlife	Federal		058448	07-31-19
USDA	Federal		P330-17-0028	02-02-20
Utah	NELAP	8	MO000542018-10	07-31-19
Virginia	NELAP	3	460230	06-14-19
Washington	State Program	10	C592	08-30-19
West Virginia DEP	State Program	3	381	08-31-19

* Accreditation/Certification renewal pending - accreditation/certification considered valid.

Client: KPRG and Associates, Inc.
Project/Site: Midwest Generation

TestAmerica Job ID: 180-85446-2

Lab Sample ID	Client Sample ID	Matrix	Collected	Received
180-85446-1	ABB	Water	01/04/19 11:00	01/05/19 09:30
180-85446-2	ASB	Water	01/04/19 12:00	01/05/19 09:30

- 1
- 2
- 3
- 4
- 5
- 6
- 7
- 8
- 9
- 10
- 11
- 12
- 13

Client: KPRG and Associates, Inc.
Project/Site: Midwest Generation

TestAmerica Job ID: 180-85446-2

Method	Method Description	Protocol	Laboratory
903.0	Radium-226 (GFPC)	EPA	TAL SL
904.0	Radium-228 (GFPC)	EPA	TAL SL
PrecSep_0	Preparation, Precipitate Separation	None	TAL SL
PrecSep-21	Preparation, Precipitate Separation (21-Day In-Growth)	None	TAL SL

Protocol References:

EPA = US Environmental Protection Agency
None = None

Laboratory References:

TAL SL = TestAmerica St. Louis, 13715 Rider Trail North, Earth City, MO 63045, TEL (314)298-8566



Client: KPRG and Associates, Inc.
 Project/Site: Midwest Generation

TestAmerica Job ID: 180-85446-2

Client Sample ID: ABB
Date Collected: 01/04/19 11:00
Date Received: 01/05/19 09:30

Lab Sample ID: 180-85446-1
Matrix: Water

Prep Type	Batch Type	Batch Method	Run	Dil Factor	Initial Amount	Final Amount	Batch Number	Prepared or Analyzed	Analyst	Lab
Total/NA	Prep	PrecSep-21			750.59 mL	1.0 g	409814	01/09/19 09:10	SJC	TAL SL
Total/NA	Analysis	903.0		1			413802	02/06/19 08:40	KLS	TAL SL
Instrument ID: GFPCPURPLE										
Total/NA	Prep	PrecSep_0			196.71 mL	1.0 g	412615	01/28/19 08:01	JLC	TAL SL
Total/NA	Analysis	904.0		1			413086	01/31/19 09:19	KLS	TAL SL
Instrument ID: GFPCORANGE										

Client Sample ID: ASB
Date Collected: 01/04/19 12:00
Date Received: 01/05/19 09:30

Lab Sample ID: 180-85446-2
Matrix: Water

Prep Type	Batch Type	Batch Method	Run	Dil Factor	Initial Amount	Final Amount	Batch Number	Prepared or Analyzed	Analyst	Lab
Total/NA	Prep	PrecSep-21			750.46 mL	1.0 g	409814	01/09/19 09:10	SJC	TAL SL
Total/NA	Analysis	903.0		1			413802	02/06/19 08:40	KLS	TAL SL
Instrument ID: GFPCPURPLE										
Total/NA	Prep	PrecSep_0			264.91 mL	1.0 g	412615	01/28/19 08:01	JLC	TAL SL
Total/NA	Analysis	904.0		1			413086	01/31/19 09:19	KLS	TAL SL
Instrument ID: GFPCORANGE										

Laboratory References:

TAL SL = TestAmerica St. Louis, 13715 Rider Trail North, Earth City, MO 63045, TEL (314)298-8566

Analyst References:

Lab: TAL SL

Batch Type: Prep

JLC = Jessica Chapman

SJC = Sarah Cooper

Batch Type: Analysis

KLS = Kody Saulters

Client: KPRG and Associates, Inc.
 Project/Site: Midwest Generation

TestAmerica Job ID: 180-85446-2

Client Sample ID: ABB
Date Collected: 01/04/19 11:00
Date Received: 01/05/19 09:30

Lab Sample ID: 180-85446-1
Matrix: Water

Method: 903.0 - Radium-226 (GFPC)

Analyte	Result	Qualifier	Count Uncert. (2σ+/-)	Total Uncert. (2σ+/-)	RL	MDC	Unit	Prepared	Analyzed	Dil Fac
Radium-226	0.0261	U	0.0578	0.0578	1.00	0.107	pCi/L	01/09/19 09:10	02/06/19 08:40	1
Carrier	%Yield	Qualifier	Limits					Prepared	Analyzed	Dil Fac
Ba Carrier	96.2		40 - 110					01/09/19 09:10	02/06/19 08:40	1

Method: 904.0 - Radium-228 (GFPC)

Analyte	Result	Qualifier	Count Uncert. (2σ+/-)	Total Uncert. (2σ+/-)	RL	MDC	Unit	Prepared	Analyzed	Dil Fac
Radium-228	1.85	U G	1.61	1.62	1.00	2.59	pCi/L	01/28/19 08:01	01/31/19 09:19	1
Carrier	%Yield	Qualifier	Limits					Prepared	Analyzed	Dil Fac
Ba Carrier	92.3		40 - 110					01/28/19 08:01	01/31/19 09:19	1
Y Carrier	75.5		40 - 110					01/28/19 08:01	01/31/19 09:19	1

Client Sample ID: ASB
Date Collected: 01/04/19 12:00
Date Received: 01/05/19 09:30

Lab Sample ID: 180-85446-2
Matrix: Water

Method: 903.0 - Radium-226 (GFPC)

Analyte	Result	Qualifier	Count Uncert. (2σ+/-)	Total Uncert. (2σ+/-)	RL	MDC	Unit	Prepared	Analyzed	Dil Fac
Radium-226	0.144		0.0952	0.0961	1.00	0.125	pCi/L	01/09/19 09:10	02/06/19 08:40	1
Carrier	%Yield	Qualifier	Limits					Prepared	Analyzed	Dil Fac
Ba Carrier	79.6		40 - 110					01/09/19 09:10	02/06/19 08:40	1

Method: 904.0 - Radium-228 (GFPC)

Analyte	Result	Qualifier	Count Uncert. (2σ+/-)	Total Uncert. (2σ+/-)	RL	MDC	Unit	Prepared	Analyzed	Dil Fac
Radium-228	1.02	U G	1.08	1.08	1.00	1.76	pCi/L	01/28/19 08:01	01/31/19 09:19	1
Carrier	%Yield	Qualifier	Limits					Prepared	Analyzed	Dil Fac
Ba Carrier	89.7		40 - 110					01/28/19 08:01	01/31/19 09:19	1
Y Carrier	74.4		40 - 110					01/28/19 08:01	01/31/19 09:19	1

QC Sample Results

Client: KPRG and Associates, Inc.
Project/Site: Midwest Generation

TestAmerica Job ID: 180-85446-2

Method: 903.0 - Radium-226 (GFPC)

Lab Sample ID: MB 160-409814/22-A
Matrix: Water
Analysis Batch: 413803

Client Sample ID: Method Blank
Prep Type: Total/NA
Prep Batch: 409814

Analyte	MB Result	MB Qualifier	Count Uncert. (2σ+/-)	Total Uncert. (2σ+/-)	RL	MDC	Unit	Prepared	Analyzed	Dil Fac
Radium-226	-0.01039	U	0.0415	0.0415	1.00	0.0985	pCi/L	01/09/19 09:10	02/06/19 08:42	1
Carrier	MB %Yield	MB Qualifier	Limits					Prepared	Analyzed	Dil Fac
Ba Carrier	103		40 - 110					01/09/19 09:10	02/06/19 08:42	1

Lab Sample ID: LCS 160-409814/1-A
Matrix: Water
Analysis Batch: 413801

Client Sample ID: Lab Control Sample
Prep Type: Total/NA
Prep Batch: 409814

Analyte	Spike Added	LCS Result	LCS Qual	Total Uncert. (2σ+/-)	RL	MDC	Unit	%Rec	%Rec. Limits
Radium-226	15.1	14.10		1.44	1.00	0.116	pCi/L	93	68 - 137
Carrier	LCS %Yield	LCS Qualifier	Limits						
Ba Carrier	97.9		40 - 110						

Method: 904.0 - Radium-228 (GFPC)

Lab Sample ID: MB 160-412615/22-A
Matrix: Water
Analysis Batch: 413086

Client Sample ID: Method Blank
Prep Type: Total/NA
Prep Batch: 412615

Analyte	MB Result	MB Qualifier	Count Uncert. (2σ+/-)	Total Uncert. (2σ+/-)	RL	MDC	Unit	Prepared	Analyzed	Dil Fac
Radium-228	1.743	U G	1.16	1.18	1.00	1.79	pCi/L	01/28/19 08:01	01/31/19 09:20	1
Carrier	MB %Yield	MB Qualifier	Limits					Prepared	Analyzed	Dil Fac
Ba Carrier	108		40 - 110					01/28/19 08:01	01/31/19 09:20	1
Y Carrier	74.8		40 - 110					01/28/19 08:01	01/31/19 09:20	1

Lab Sample ID: LCS 160-412615/1-A
Matrix: Water
Analysis Batch: 413086

Client Sample ID: Lab Control Sample
Prep Type: Total/NA
Prep Batch: 412615

Analyte	Spike Added	LCS Result	LCS Qual	Total Uncert. (2σ+/-)	RL	MDC	Unit	%Rec	%Rec. Limits
Radium-228	47.6	41.82		4.97	1.00	1.83	pCi/L	88	56 - 140
Carrier	LCS %Yield	LCS Qualifier	Limits						
Ba Carrier	99.4		40 - 110						
Y Carrier	79.3		40 - 110						

QC Sample Results

Client: KPRG and Associates, Inc.
 Project/Site: Midwest Generation

TestAmerica Job ID: 180-85446-2

Method: 904.0 - Radium-228 (GFPC) (Continued)

Lab Sample ID: LCSD 160-412615/2-A
 Matrix: Water
 Analysis Batch: 413086

Client Sample ID: Lab Control Sample Dup
 Prep Type: Total/NA
 Prep Batch: 412615

Analyte	Spike Added	LCSD Result	LCSD Qual	Total Uncert. (2σ+/-)	RL	MDC	Unit	%Rec	%Rec. Limits	RER	RER Limit
Radium-228	47.6	41.03		4.84	1.00	1.63	pCi/L	86	56 - 140	0.08	1

Carrier	LCSD %Yield	LCSD Qualifier	Limits
Ba Carrier	104		40 - 110
Y Carrier	79.6		40 - 110

- 1
- 2
- 3
- 4
- 5
- 6
- 7
- 8
- 9
- 10
- 11
- 12
- 13

Client: KPRG and Associates, Inc.
 Project/Site: Midwest Generation

TestAmerica Job ID: 180-85446-2

Rad

Prep Batch: 409814

Lab Sample ID	Client Sample ID	Prep Type	Matrix	Method	Prep Batch
180-85446-1	ABB	Total/NA	Water	PrecSep-21	
180-85446-2	ASB	Total/NA	Water	PrecSep-21	
MB 160-409814/22-A	Method Blank	Total/NA	Water	PrecSep-21	
LCS 160-409814/1-A	Lab Control Sample	Total/NA	Water	PrecSep-21	

Prep Batch: 412615

Lab Sample ID	Client Sample ID	Prep Type	Matrix	Method	Prep Batch
180-85446-1	ABB	Total/NA	Water	PrecSep_0	
180-85446-2	ASB	Total/NA	Water	PrecSep_0	
MB 160-412615/22-A	Method Blank	Total/NA	Water	PrecSep_0	
LCS 160-412615/1-A	Lab Control Sample	Total/NA	Water	PrecSep_0	
LCSD 160-412615/2-A	Lab Control Sample Dup	Total/NA	Water	PrecSep_0	



THE LEADER IN ENVIRONMENTAL TESTING
 TestAmerica Laboratories, Inc.
 TAL-8210 (0713)

Regulatory Program: DW NPDES RCRA Other:

Client Contact Company Name: <u>KPRG and Associates</u> Address: <u>14665 W Lisbon Rd Ste 1A</u> City/State/Zip: <u>Brookfield / WI 53005</u> Phone: <u>262-781-0475</u> Fax: _____ Project Name: <u>NRG</u> Site: <u>Powerton</u> PO #: <u>23517.0</u>		Project Manager: Tel/Fax: _____ Analysis Turnaround Time <input type="checkbox"/> CALENDAR DAYS <input type="checkbox"/> WORKING DAYS TAT if different from Below _____ <input type="checkbox"/> 2 weeks <input type="checkbox"/> 1 week <input type="checkbox"/> 2 days <input type="checkbox"/> 1 day		Site Contact: Lab Contact: _____ Date: _____ Carrier: _____ COC No: _____ of _____ COCs	
Sample Identification ABB ASB		Sample Date 1-4-19 1-4-19		Sample Time 1100 1200	
Sample Type (C=Comp, G=Grab) G G		Matrix W W		# of Cont. 4 4	
Filtered Sample (Y/N) Y Y		Perform MS/MSD (Y/N) Y Y		Sample Specific Notes: Fluoride Metals Rad 226/228	
Preservation Used: 1=Ice, 2=HCl, 3=H2SO4, 4=HNO3, 5=NaOH, 6=Other Possible Hazard Identification: Are any samples from a listed EPA Hazardous Waste? Please List any EPA Waste Codes for the sample in the Comments Section if the lab is to dispose of the sample.		Sample Disposal (A fee may be assessed if samples are retained longer than 1 month) <input type="checkbox"/> Return to Client <input type="checkbox"/> Disposal by Lab <input type="checkbox"/> Archive for _____ Months		Special Instructions/QC Requirements & Comments: CCR Appendix 4 metals → As, Ba, Cd, Co, Pb, Li, Hg, Mo, Se, Ti / Date for all samples is 1-4-19	
Relinquished by: <u>Mitchel Delan</u>		Relinquished by: <u>Michelle Watson</u>		Date/Time: 1-4-19 1400 1-5-19 9:30	
Custody Seal No.: _____ Company: <u>KPRG</u>		Received by: <u>FEDEX</u>		Date/Time: 1-4-19 1400	
Custody Seals Intact: <input type="checkbox"/> Yes <input type="checkbox"/> No		Received in Laboratory by:		Date/Time:	





180-85446 Waybill

Do Not Lift Using

ericq

9 1 12:00 A G
ST 3 0897 01.05

Part # 150470-434 RITZ EXP 08/19
Part # 150297-2509 RITZ EXP 11/19

ORIGIN ID:PIAA (000) 000-0000
KPRG ASSOCIATES
414 PLAZA DR STE 106
WESTMONT, IL 60559
UNITED STATES US


SHIP DATE: 04JAN19
ACTWGT: 50.00 LB
CAD: 006994779/SSFE1922
DIMS: 22x12x12 IN
BILL THIRD PARTY

TO ATTN CARRIE GAMBER
TEST AMERICA
301 ALPHA DR RIDC PARK
PITTSBURGH PA 15238

(412) 963-7058
INU:
PO:

REF:

DEPT:



TRK# 7848 0408 0897
0201

SATURDAY 12:00P
PRIORITY OVERNIGHT

XO AGCA

15238
US PIT

Uncorrected temp
Thermometer ID

CF 0 Initials TS



PT-WI-SR-001 effective 11/6/18



- 1
- 2
- 3
- 4
- 5
- 6
- 7
- 8
- 9
- 10
- 11
- 12
- 13

TestAmerica Pittsburgh
 301 Alpha Drive RIDC Park
 Pittsburgh, PA 15238
 Phone (412) 963-7058 Fax (412) 963-2468

Chain of Custody Record



Client Information (Sub Contract Lab)			Lab PM:		Carrier Tracking No(s):					
Client Contact: Shipping/Receiving			Gamber, Carrie L		180-351860.1					
Company: TestAmerica Laboratories, Inc.			E-Mail: carrie.gamber@testamericainc.com		Page: Page 1 of 1					
Address: 13715 Rider Trail North,			Accreditations Required (See note): NELAP - Illinois		Job #: 180-85446-2					
City: Earth City			Due Date Requested: 1/17/2019		Preservation Codes:					
State, Zip: MO, 63045			TAT Requested (days):		A - HCL M - Hexane N - None O - AsNaO2 P - Na2OAS Q - Na2SO3 R - Na2SO4 S - H2SO4 T - TSP Dodecahydrate U - Acetone V - MCAA W - pH 4-5 Z - other (specify)					
Phone: 314-298-8566(Tel) 314-298-8757(Fax)			PO #:		Other:					
Email:			WO #:							
Project Name: Midwest Generation			Project #: 18018377							
Site:			SSOW#:							
Sample Identification - Client ID (Lab ID)	Sample Date	Sample Time	Sample Type (C=Comp, G=grab)	Matrix (W=water, S=solid, O=waste/oil, BT=TISSUE, A=Air)	Field Filtered Sample (Yes or No)	Perform MS/MSD (Yes or No)	903.0/PreSep_21 Standard Target List	904.0/PreSep_0 Standard Target List	Total Number of Containers	Special Instructions/Note:
ABB (180-85446-1)	1/4/19	11:00 Central	Water	Water	X	X	X	X	2	
ASB (180-85446-2)	1/4/19	12:00 Central	Water	Water	X	X	X	X	2	

Analysis Requested

Sample Disposal (A fee may be assessed if samples are retained longer than 1 month)
 Return To Client Disposal By Lab Archive For _____ Months

Special Instructions/QC Requirements:

Primary Deliverable Rank: 2

Deliverable Requested: I, II, III, IV, Other (specify)

Empty Kit Relinquished by: _____ Date: _____ Time: _____

Relinquished by: _____ Date/Time: 1/14/19 17:00 Company: _____

Relinquished by: _____ Date/Time: _____ Company: _____

Relinquished by: _____ Date/Time: _____ Company: _____

Custody Seals Intact: _____ Custody Seal No.: _____

Δ Yes Δ No

Cooler Temperature(s) °C and Other Remarks:

Ver: 09/20/2016

Login Sample Receipt Checklist

Client: KPRG and Associates, Inc.

Job Number: 180-85446-2

Login Number: 85446

List Number: 1

Creator: Watson, Debbie

List Source: TestAmerica Pittsburgh

Question	Answer	Comment
Radioactivity wasn't checked or is \leq background as measured by a survey meter.	N/A	
The cooler's custody seal, if present, is intact.	True	
Sample custody seals, if present, are intact.	True	
The cooler or samples do not appear to have been compromised or tampered with.	True	
Samples were received on ice.	True	
Cooler Temperature is acceptable.	True	
Cooler Temperature is recorded.	True	
COC is present.	True	
COC is filled out in ink and legible.	True	
COC is filled out with all pertinent information.	True	
Is the Field Sampler's name present on COC?	False	
There are no discrepancies between the containers received and the COC.	True	
Samples are received within Holding Time (excluding tests with immediate HTs)	True	
Sample containers have legible labels.	True	
Containers are not broken or leaking.	True	
Sample collection date/times are provided.	True	
Appropriate sample containers are used.	True	
Sample bottles are completely filled.	True	
Sample Preservation Verified.	True	
There is sufficient vol. for all requested analyses, incl. any requested MS/MSDs	True	
Containers requiring zero headspace have no headspace or bubble is <math><6\text{mm}</math> (1/4").	True	
Multiphasic samples are not present.	True	
Samples do not require splitting or compositing.	True	
Residual Chlorine Checked.	N/A	

Login Sample Receipt Checklist

Client: KPRG and Associates, Inc.

Job Number: 180-85446-2

Login Number: 85446**List Number: 2****Creator: Press, Nicholas B****List Source: TestAmerica St. Louis****List Creation: 01/08/19 02:44 PM**

Question	Answer	Comment
Radioactivity wasn't checked or is </= background as measured by a survey meter.	True	
The cooler's custody seal, if present, is intact.	True	
Sample custody seals, if present, are intact.	True	
The cooler or samples do not appear to have been compromised or tampered with.	True	
Samples were received on ice.	N/A	
Cooler Temperature is acceptable.	True	
Cooler Temperature is recorded.	True	19.0
COC is present.	True	
COC is filled out in ink and legible.	True	
COC is filled out with all pertinent information.	True	
Is the Field Sampler's name present on COC?	True	
There are no discrepancies between the containers received and the COC.	True	
Samples are received within Holding Time (excluding tests with immediate HTs)	True	
Sample containers have legible labels.	True	
Containers are not broken or leaking.	True	
Sample collection date/times are provided.	True	
Appropriate sample containers are used.	True	
Sample bottles are completely filled.	True	
Sample Preservation Verified.	True	
There is sufficient vol. for all requested analyses, incl. any requested MS/MSDs	True	
Containers requiring zero headspace have no headspace or bubble is <6mm (1/4").	N/A	
Multiphasic samples are not present.	True	
Samples do not require splitting or compositing.	True	
Residual Chlorine Checked.	N/A	

TestAmerica

THE LEADER IN ENVIRONMENTAL TESTING

ANALYTICAL REPORT

TestAmerica Laboratories, Inc.

TestAmerica Pittsburgh

301 Alpha Drive

RIDC Park

Pittsburgh, PA 15238

Tel: (412)963-7058

TestAmerica Job ID: 180-85447-1

Client Project/Site: Midwest Generation

For:


KPRG and Associates, Inc.

14665 West Lisbon Road,

Suite 2B

Brookfield, Wisconsin 53005

Attn: Richard Gnat



Authorized for release by:

2/21/2019 3:09:58 PM

Carrie Gamber, Senior Project Manager

(412)963-2428

carrie.gamber@testamericainc.com

LINKS

Review your project
results through

TotalAccess

Have a Question?



Visit us at:

www.testamericainc.com

This report has been electronically signed and authorized by the signatory. Electronic signature is intended to be the legally binding equivalent of a traditionally handwritten signature.

Results relate only to the items tested and the sample(s) as received by the laboratory.

PA Lab ID: 02-00416

1

2

3

4

5

6

7

8

9

10

11

12

13



Table of Contents

Cover Page	1
Table of Contents	2
Case Narrative	3
Definitions/Glossary	4
Certification Summary	5
Sample Summary	6
Method Summary	7
Lab Chronicle	8
Client Sample Results	23
QC Sample Results	38
QC Association Summary	51
Chain of Custody	62
Receipt Checklists	64

Client: KPRG and Associates, Inc.
Project/Site: Midwest Generation

TestAmerica Job ID: 180-85447-1

Job ID: 180-85447-1**Laboratory: TestAmerica Pittsburgh****Narrative****CASE NARRATIVE****Client: KPRG and Associates, Inc.****Project: Midwest Generation****Report Number: 180-85447-1**

With the exceptions noted as flags or footnotes, standard analytical protocols were followed in the analysis of the samples and no problems were encountered or anomalies observed. In addition all laboratory quality control samples were within established control limits, with any exceptions noted below. Each sample was analyzed to achieve the lowest possible reporting limit within the constraints of the method. In some cases, due to interference or analytes present at high concentrations, samples were diluted. For diluted samples, the reporting limits are adjusted relative to the dilution required.

Calculations are performed before rounding to avoid round-off errors in calculated results.

All holding times were met and proper preservation noted for the methods performed on these samples, unless otherwise detailed in the individual sections below.

RECEIPT

The samples were received on 01/05/2019; the samples arrived in good condition, properly preserved and on ice. The temperature of the coolers at receipt was 1.9 C.

The Field Sampler was not listed on the Chain of Custody.

One out of two containers for the following sample did not match the information listed on the Chain-of-Custody (COC): ABB PRETEST (180-85447-1). The container label lists a sample collection time of 11:00, while the COC lists 11:10. The time on the COC was used.

METALS

A couple samples were diluted due to the high concentration of non-target metals or due to the sample matrix. Elevated reporting limits (RLs) are provided.

Lead was detected in method blank MB 180-268107/1-A at a level that was above the method detection limit but below the reporting limit. The value should be considered an estimate, and has been flagged. If the associated sample reported a result above the MDL and/or RL, the result has been flagged.

Chromium and Cobalt were detected in method blank MB 180-268586/1-A at levels that were above the method detection limit but below the reporting limit. The values should be considered estimates, and have been flagged. If the associated sample reported a result above the MDL and/or RL, the result has been flagged.

GENERAL CHEMSITRY

Several samples were diluted due to the nature of the sample matrix or due to the detection of non-target analytes for IC (Nitrate). Nitric Acid is used to adjust the pH of the sample per the leach method. Elevated reporting limits (RLs) are provided.

The continuing calibration verification (CCV) associated with batch 180-269858 recovered outside acceptance criteria, biased low, for Fluoride. A reporting limit (RL) standard was analyzed, and the target analyte was detected. Since the associated samples were non-detect or at an estimated level for this analyte, the data have been reported. The samples contained high concentrations of Nitric Acid which caused the CCV after it to fail low for this analyte.

Client: KPRG and Associates, Inc.
Project/Site: Midwest Generation

TestAmerica Job ID: 180-85447-1

Qualifiers

HPLC/IC

Qualifier	Qualifier Description
J	Result is less than the RL but greater than or equal to the MDL and the concentration is an approximate value.

Metals

Qualifier	Qualifier Description
J	Result is less than the RL but greater than or equal to the MDL and the concentration is an approximate value.
B	Compound was found in the blank and sample.

General Chemistry

Qualifier	Qualifier Description
E	Result exceeded calibration range.

Glossary

Abbreviation	These commonly used abbreviations may or may not be present in this report.
α	Listed under the "D" column to designate that the result is reported on a dry weight basis
%R	Percent Recovery
CFL	Contains Free Liquid
CNF	Contains No Free Liquid
DER	Duplicate Error Ratio (normalized absolute difference)
Dil Fac	Dilution Factor
DL	Detection Limit (DoD/DOE)
DL, RA, RE, IN	Indicates a Dilution, Re-analysis, Re-extraction, or additional Initial metals/anion analysis of the sample
DLC	Decision Level Concentration (Radiochemistry)
EDL	Estimated Detection Limit (Dioxin)
LOD	Limit of Detection (DoD/DOE)
LOQ	Limit of Quantitation (DoD/DOE)
MDA	Minimum Detectable Activity (Radiochemistry)
MDC	Minimum Detectable Concentration (Radiochemistry)
MDL	Method Detection Limit
ML	Minimum Level (Dioxin)
NC	Not Calculated
ND	Not Detected at the reporting limit (or MDL or EDL if shown)
PQL	Practical Quantitation Limit
QC	Quality Control
RER	Relative Error Ratio (Radiochemistry)
RL	Reporting Limit or Requested Limit (Radiochemistry)
RPD	Relative Percent Difference, a measure of the relative difference between two points
TEF	Toxicity Equivalent Factor (Dioxin)
TEQ	Toxicity Equivalent Quotient (Dioxin)

Client: KPRG and Associates, Inc.
 Project/Site: Midwest Generation

TestAmerica Job ID: 180-85447-1

Laboratory: TestAmerica Pittsburgh

Unless otherwise noted, all analytes for this laboratory were covered under each accreditation/certification below.

Authority	Program	EPA Region	Identification Number	Expiration Date
Illinois	NELAP	5	200005	06-30-19

The following analytes are included in this report, but the laboratory is not certified by the governing authority. This list may include analytes for which the agency does not offer certification.

Analysis Method	Prep Method	Matrix	Analyte
2540G		Solid	Percent Moisture
2540G		Solid	Percent Solids
EPA 6020A	3010A	Solid	Lithium
SM 2510B		Solid	Specific Conductance
SM 2580B		Solid	Oxidation Reduction Potential



Client: KPRG and Associates, Inc.
 Project/Site: Midwest Generation

TestAmerica Job ID: 180-85447-1

Lab Sample ID	Client Sample ID	Matrix	Collected	Received
180-85447-1	ABB PRETEST	Solid	01/04/19 11:10	01/05/19 09:30
180-85447-2	ABB pH 13.0	Solid	01/04/19 11:10	01/05/19 09:30
180-85447-3	ABB pH 12.0	Solid	01/04/19 11:10	01/05/19 09:30
180-85447-4	ABB pH 10.5	Solid	01/04/19 11:10	01/05/19 09:30
180-85447-6	ABB pH 8.0	Solid	01/04/19 11:10	01/05/19 09:30
180-85447-7	ABB pH 7.0	Solid	01/04/19 11:10	01/05/19 09:30
180-85447-8	ABB pH 5.5	Solid	01/04/19 11:10	01/05/19 09:30
180-85447-9	ABB pH 4.0	Solid	01/04/19 11:10	01/05/19 09:30
180-85447-10	ABB pH 2.0	Solid	01/04/19 11:10	01/05/19 09:30
180-85447-11	ABB pH NATURAL	Solid	01/04/19 11:10	01/05/19 09:30
180-85447-12	ASB PRETEST	Solid	01/04/19 11:45	01/05/19 09:30
180-85447-13	ASB pH 13.0	Solid	01/04/19 11:45	01/05/19 09:30
180-85447-14	ASB pH 12.0	Solid	01/04/19 11:45	01/05/19 09:30
180-85447-15	ASB pH 10.5	Solid	01/04/19 11:45	01/05/19 09:30
180-85447-17	ASB pH 8.0	Solid	01/04/19 11:45	01/05/19 09:30
180-85447-18	ASB pH 7.0	Solid	01/04/19 11:45	01/05/19 09:30
180-85447-19	ASB pH 5.5	Solid	01/04/19 11:45	01/05/19 09:30
180-85447-20	ASB pH 4.0	Solid	01/04/19 11:45	01/05/19 09:30
180-85447-21	ASB pH 2.0	Solid	01/04/19 11:45	01/05/19 09:30
180-85447-22	ASB pH NATURAL	Solid	01/04/19 11:45	01/05/19 09:30
180-85447-23	MB LOW	Solid	01/04/19 00:00	01/05/19 09:30
180-85447-24	MB NATURAL	Solid	01/04/19 00:00	01/05/19 09:30
180-85447-25	MB HIGH	Solid	01/04/19 00:00	01/05/19 09:30
180-85447-49	MB LOW 1	Solid	01/21/19 00:00	01/05/19 09:30
180-85447-51	MB LOW 2	Solid	01/31/19 00:00	01/05/19 09:30

Client: KPRG and Associates, Inc.
 Project/Site: Midwest Generation

TestAmerica Job ID: 180-85447-1

Method	Method Description	Protocol	Laboratory
EPA 9056A	Anions, Ion Chromatography	SW846	TAL PIT
EPA 6020A	Metals (ICP/MS)	SW846	TAL PIT
EPA 7470A	Mercury (CVAA)	SW846	TAL PIT
2540G	SM 2540G	SM22	TAL PIT
EPA 9040C	pH	SW846	TAL PIT
SM 2510B	Conductivity, Specific Conductance	SM	TAL PIT
SM 2580B	Reduction-Oxidation (REDOX) Potential	SM	TAL PIT
1313	Liquid-Solid Partitioning as a Function of pH via Parallel Batch	SW846	TAL PIT
3010A	Preparation, Total Metals	SW846	TAL PIT
7470A	Preparation, Mercury	SW846	TAL PIT

Protocol References:

- SM = "Standard Methods For The Examination Of Water And Wastewater"
- SM22 = Standard Methods For The Examination Of Water And Wastewater, 22nd Edition
- SW846 = "Test Methods For Evaluating Solid Waste, Physical/Chemical Methods", Third Edition, November 1986 And Its Updates.

Laboratory References:

TAL PIT = TestAmerica Pittsburgh, 301 Alpha Drive, RIDC Park, Pittsburgh, PA 15238, TEL (412)963-7058



Client: KPRG and Associates, Inc.
 Project/Site: Midwest Generation

TestAmerica Job ID: 180-85447-1

Client Sample ID: ABB PRETEST
Date Collected: 01/04/19 11:10
Date Received: 01/05/19 09:30

Lab Sample ID: 180-85447-1
Matrix: Solid

Prep Type	Batch Type	Batch Method	Run	Dil Factor	Initial Amount	Final Amount	Batch Number	Prepared or Analyzed	Analyst	Lab
Total/NA	Analysis	2540G		1			267637	01/11/19 08:56	JMS	TAL PIT
	Instrument ID: NOEQUIP									
Leach	Leach	1313			95 g	935.4 mL	268040	01/14/19 09:05	LWM	TAL PIT
Leach	Analysis	EPA 9040C		1			268135	01/16/19 09:05	MTW	TAL PIT
	Instrument ID: NOEQUIP									
Leach	Leach	1313			95 g	935.4 mL	268040	01/14/19 09:05	LWM	TAL PIT
Leach	Analysis	EPA 9040C		1			268135	01/16/19 09:05	MTW	TAL PIT
	Instrument ID: NOEQUIP									
Leach	Leach	1313			95 g	935.4 mL	268040	01/14/19 09:05	LWM	TAL PIT
Leach	Analysis	EPA 9040C		1			268135	01/16/19 09:05	MTW	TAL PIT
	Instrument ID: NOEQUIP									
Leach	Leach	1313			95 g	935.4 mL	268574	01/21/19 07:40	LWM	TAL PIT
Leach	Analysis	EPA 9040C		1			268604	01/23/19 07:40	MTW	TAL PIT
	Instrument ID: NOEQUIP									

Client Sample ID: ABB pH 13.0
Date Collected: 01/04/19 11:10
Date Received: 01/05/19 09:30

Lab Sample ID: 180-85447-2
Matrix: Solid

Prep Type	Batch Type	Batch Method	Run	Dil Factor	Initial Amount	Final Amount	Batch Number	Prepared or Analyzed	Analyst	Lab
Leach	Leach	1313			95 g	935.4 mL	268040	01/14/19 09:05	LWM	TAL PIT
Leach	Analysis	EPA 9056A		5			268208	01/18/19 11:10	CMR	TAL PIT
	Instrument ID: CHIC2100A									
Leach	Leach	1313			95 g	935.4 mL	268040	01/14/19 09:05	LWM	TAL PIT
Leach	Prep	3010A			50 mL	50 mL	268107	01/17/19 07:12	RJR	TAL PIT
Leach	Analysis	EPA 6020A		1			268295	01/18/19 17:20	RSK	TAL PIT
	Instrument ID: A									
Leach	Leach	1313			95 g	935.4 mL	268040	01/14/19 09:05	LWM	TAL PIT
Leach	Prep	7470A			50 mL	50 mL	268065	01/16/19 15:06	KA	TAL PIT
Leach	Analysis	EPA 7470A		1			268204	01/17/19 17:47	KA	TAL PIT
	Instrument ID: HGY									
Leach	Leach	1313			95 g	935.4 mL	268040	01/14/19 09:05	LWM	TAL PIT
Leach	Analysis	EPA 9040C		1			268135	01/16/19 09:05	MTW	TAL PIT
	Instrument ID: NOEQUIP									
Leach	Leach	1313			95 g	935.4 mL	268040	01/14/19 09:05	LWM	TAL PIT
Leach	Analysis	SM 2510B		1			268142	01/16/19 09:05	MTW	TAL PIT
	Instrument ID: NOEQUIP									
Leach	Leach	1313			95 g	935.4 mL	268040	01/14/19 09:05	LWM	TAL PIT
Leach	Analysis	SM 2580B		1			268140	01/16/19 09:05	MTW	TAL PIT
	Instrument ID: NOEQUIP									

Electronic Filing: Received Clerk's Office 07/08/2021
Lab Chronicle

Client: KPRG and Associates, Inc.
 Project/Site: Midwest Generation

TestAmerica Job ID: 180-85447-1

Client Sample ID: ABB pH 12.0

Lab Sample ID: 180-85447-3

Date Collected: 01/04/19 11:10

Matrix: Solid

Date Received: 01/05/19 09:30

Prep Type	Batch Type	Batch Method	Run	Dil Factor	Initial Amount	Final Amount	Batch Number	Prepared or Analyzed	Analyst	Lab
Leach	Leach	1313			95 g	935.4 mL	268040	01/14/19 09:05	LWM	TAL PIT
Leach	Analysis	EPA 9056A		1			268079	01/17/19 14:37	MJH	TAL PIT
Instrument ID: CHIC2100A										
Leach	Leach	1313			95 g	935.4 mL	268040	01/14/19 09:05	LWM	TAL PIT
Leach	Prep	3010A			50 mL	50 mL	268107	01/17/19 07:12	RJR	TAL PIT
Leach	Analysis	EPA 6020A		1			268295	01/18/19 17:30	RSK	TAL PIT
Instrument ID: A										
Leach	Leach	1313			95 g	935.4 mL	268040	01/14/19 09:05	LWM	TAL PIT
Leach	Prep	7470A			50 mL	50 mL	268065	01/16/19 15:06	KA	TAL PIT
Leach	Analysis	EPA 7470A		1			268204	01/17/19 17:48	KA	TAL PIT
Instrument ID: HGY										
Leach	Leach	1313			95 g	935.4 mL	268040	01/14/19 09:05	LWM	TAL PIT
Leach	Analysis	EPA 9040C		1			268135	01/16/19 09:05	MTW	TAL PIT
Instrument ID: NOEQUIP										
Leach	Leach	1313			95 g	935.4 mL	268040	01/14/19 09:05	LWM	TAL PIT
Leach	Analysis	SM 2510B		1			268142	01/16/19 09:05	MTW	TAL PIT
Instrument ID: NOEQUIP										
Leach	Leach	1313			95 g	935.4 mL	268040	01/14/19 09:05	LWM	TAL PIT
Leach	Analysis	SM 2580B		1			268140	01/16/19 09:05	MTW	TAL PIT
Instrument ID: NOEQUIP										

Client Sample ID: ABB pH 10.5

Lab Sample ID: 180-85447-4

Date Collected: 01/04/19 11:10

Matrix: Solid

Date Received: 01/05/19 09:30

Prep Type	Batch Type	Batch Method	Run	Dil Factor	Initial Amount	Final Amount	Batch Number	Prepared or Analyzed	Analyst	Lab
Leach	Leach	1313			95 g	935.4 mL	268246	01/16/19 10:20	LWM	TAL PIT
Leach	Analysis	EPA 9056A		10			268298	01/19/19 10:55	MJH	TAL PIT
Instrument ID: CHIC2100A										
Leach	Leach	1313			95 g	935.4 mL	268246	01/16/19 10:20	LWM	TAL PIT
Leach	Prep	3010A			50 mL	50 mL	268263	01/18/19 12:59	NAM	TAL PIT
Leach	Analysis	EPA 6020A		1			268357	01/19/19 17:28	WTR	TAL PIT
Instrument ID: A										
Leach	Leach	1313			95 g	935.4 mL	268246	01/16/19 10:20	LWM	TAL PIT
Leach	Prep	7470A			50 mL	50 mL	268340	01/21/19 10:49	KA	TAL PIT
Leach	Analysis	EPA 7470A		1			268542	01/22/19 18:02	KA	TAL PIT
Instrument ID: HGZ										
Leach	Leach	1313			95 g	935.4 mL	268246	01/16/19 10:20	LWM	TAL PIT
Leach	Analysis	EPA 9040C		1			268260	01/18/19 10:20	MTW	TAL PIT
Instrument ID: NOEQUIP										
Leach	Leach	1313			95 g	935.4 mL	268246	01/16/19 10:20	LWM	TAL PIT
Leach	Analysis	SM 2510B		1			268262	01/18/19 10:40	MTW	TAL PIT
Instrument ID: NOEQUIP										
Leach	Leach	1313			95 g	935.4 mL	268246	01/16/19 10:20	LWM	TAL PIT

TestAmerica Pittsburgh

Client: KPRG and Associates, Inc.
 Project/Site: Midwest Generation

TestAmerica Job ID: 180-85447-1

Client Sample ID: ABB pH 10.5

Lab Sample ID: 180-85447-4

Date Collected: 01/04/19 11:10

Matrix: Solid

Date Received: 01/05/19 09:30

Prep Type	Batch Type	Batch Method	Run	Dil Factor	Initial Amount	Final Amount	Batch Number	Prepared or Analyzed	Analyst	Lab
Leach	Analysis	SM 2580B		1			268261	01/18/19 10:20	MTW	TAL PIT
Instrument ID: NOEQUIP										

Client Sample ID: ABB pH 8.0

Lab Sample ID: 180-85447-6

Date Collected: 01/04/19 11:10

Matrix: Solid

Date Received: 01/05/19 09:30

Prep Type	Batch Type	Batch Method	Run	Dil Factor	Initial Amount	Final Amount	Batch Number	Prepared or Analyzed	Analyst	Lab
Leach	Leach	1313			95 g	935.4 mL	268040	01/14/19 09:05	LWM	TAL PIT
Leach	Analysis	EPA 9056A		1			268079	01/17/19 14:53	MJH	TAL PIT
Instrument ID: CHIC2100A										
Leach	Leach	1313			95 g	935.4 mL	268040	01/14/19 09:05	LWM	TAL PIT
Leach	Prep	3010A			50 mL	50 mL	268107	01/17/19 07:12	RJR	TAL PIT
Leach	Analysis	EPA 6020A		1			268295	01/18/19 17:34	RSK	TAL PIT
Instrument ID: A										
Leach	Leach	1313			95 g	935.4 mL	268040	01/14/19 09:05	LWM	TAL PIT
Leach	Prep	7470A			50 mL	50 mL	268065	01/16/19 15:06	KA	TAL PIT
Leach	Analysis	EPA 7470A		1			268204	01/17/19 17:49	KA	TAL PIT
Instrument ID: HGY										
Leach	Leach	1313			95 g	935.4 mL	268040	01/14/19 09:05	LWM	TAL PIT
Leach	Analysis	EPA 9040C		1			268135	01/16/19 09:05	MTW	TAL PIT
Instrument ID: NOEQUIP										
Leach	Leach	1313			95 g	935.4 mL	268040	01/14/19 09:05	LWM	TAL PIT
Leach	Analysis	SM 2510B		1			268142	01/16/19 09:05	MTW	TAL PIT
Instrument ID: NOEQUIP										
Leach	Leach	1313			95 g	935.4 mL	268040	01/14/19 09:05	LWM	TAL PIT
Leach	Analysis	SM 2580B		1			268140	01/16/19 09:05	MTW	TAL PIT
Instrument ID: NOEQUIP										

Client Sample ID: ABB pH 7.0

Lab Sample ID: 180-85447-7

Date Collected: 01/04/19 11:10

Matrix: Solid

Date Received: 01/05/19 09:30

Prep Type	Batch Type	Batch Method	Run	Dil Factor	Initial Amount	Final Amount	Batch Number	Prepared or Analyzed	Analyst	Lab
Leach	Leach	1313			95 g	935.4 mL	268040	01/14/19 09:05	LWM	TAL PIT
Leach	Analysis	EPA 9056A		1			268079	01/17/19 15:08	MJH	TAL PIT
Instrument ID: CHIC2100A										
Leach	Leach	1313			95 g	935.4 mL	268040	01/14/19 09:05	LWM	TAL PIT
Leach	Prep	3010A			50 mL	50 mL	268107	01/17/19 07:12	RJR	TAL PIT
Leach	Analysis	EPA 6020A		1			268295	01/18/19 17:37	RSK	TAL PIT
Instrument ID: A										
Leach	Leach	1313			95 g	935.4 mL	268040	01/14/19 09:05	LWM	TAL PIT
Leach	Prep	7470A			50 mL	50 mL	268065	01/16/19 15:06	KA	TAL PIT

Electronic Filing: Received Clerk's Office 07/08/2021
Lab Chronicle

Client: KPRG and Associates, Inc.
 Project/Site: Midwest Generation

TestAmerica Job ID: 180-85447-1

Client Sample ID: ABB pH 7.0

Lab Sample ID: 180-85447-7

Date Collected: 01/04/19 11:10

Matrix: Solid

Date Received: 01/05/19 09:30

Prep Type	Batch Type	Batch Method	Run	Dil Factor	Initial Amount	Final Amount	Batch Number	Prepared or Analyzed	Analyst	Lab
Leach	Analysis	EPA 7470A		1			268204	01/17/19 17:50	KA	TAL PIT
		Instrument ID: HGY								
Leach	Leach	1313			95 g	935.4 mL	268040	01/14/19 09:05	LWM	TAL PIT
Leach	Analysis	EPA 9040C		1			268135	01/16/19 09:05	MTW	TAL PIT
		Instrument ID: NOEQUIP								
Leach	Leach	1313			95 g	935.4 mL	268040	01/14/19 09:05	LWM	TAL PIT
Leach	Analysis	SM 2510B		1			268142	01/16/19 09:05	MTW	TAL PIT
		Instrument ID: NOEQUIP								
Leach	Leach	1313			95 g	935.4 mL	268040	01/14/19 09:05	LWM	TAL PIT
Leach	Analysis	SM 2580B		1			268140	01/16/19 09:05	MTW	TAL PIT
		Instrument ID: NOEQUIP								

Client Sample ID: ABB pH 5.5

Lab Sample ID: 180-85447-8

Date Collected: 01/04/19 11:10

Matrix: Solid

Date Received: 01/05/19 09:30

Prep Type	Batch Type	Batch Method	Run	Dil Factor	Initial Amount	Final Amount	Batch Number	Prepared or Analyzed	Analyst	Lab
Leach	Leach	1313			95 g	935.4 mL	268246	01/16/19 10:20	LWM	TAL PIT
Leach	Analysis	EPA 9056A		5			268298	01/19/19 11:10	MJH	TAL PIT
		Instrument ID: CHIC2100A								
Leach	Leach	1313			95 g	935.4 mL	268246	01/16/19 10:20	LWM	TAL PIT
Leach	Prep	3010A			50 mL	50 mL	268263	01/18/19 12:59	NAM	TAL PIT
Leach	Analysis	EPA 6020A		1			268357	01/19/19 17:32	WTR	TAL PIT
		Instrument ID: A								
Leach	Leach	1313			95 g	935.4 mL	268246	01/16/19 10:20	LWM	TAL PIT
Leach	Prep	7470A			50 mL	50 mL	268340	01/21/19 10:49	KA	TAL PIT
Leach	Analysis	EPA 7470A		1			268542	01/22/19 18:03	KA	TAL PIT
		Instrument ID: HGZ								
Leach	Leach	1313			95 g	935.4 mL	268246	01/16/19 10:20	LWM	TAL PIT
Leach	Analysis	EPA 9040C		1			268260	01/18/19 10:20	MTW	TAL PIT
		Instrument ID: NOEQUIP								
Leach	Leach	1313			95 g	935.4 mL	268246	01/16/19 10:20	LWM	TAL PIT
Leach	Analysis	SM 2510B		1			268262	01/18/19 10:40	MTW	TAL PIT
		Instrument ID: NOEQUIP								
Leach	Leach	1313			95 g	935.4 mL	268246	01/16/19 10:20	LWM	TAL PIT
Leach	Analysis	SM 2580B		1			268261	01/18/19 10:20	MTW	TAL PIT
		Instrument ID: NOEQUIP								

Client Sample ID: ABB pH 4.0

Lab Sample ID: 180-85447-9

Date Collected: 01/04/19 11:10

Matrix: Solid

Date Received: 01/05/19 09:30

Prep Type	Batch Type	Batch Method	Run	Dil Factor	Initial Amount	Final Amount	Batch Number	Prepared or Analyzed	Analyst	Lab
Leach	Leach	1313			95 g	935.4 mL	268246	01/16/19 10:20	LWM	TAL PIT

TestAmerica Pittsburgh

Client: KPRG and Associates, Inc.
 Project/Site: Midwest Generation

TestAmerica Job ID: 180-85447-1

Client Sample ID: ABB pH 4.0

Lab Sample ID: 180-85447-9

Date Collected: 01/04/19 11:10

Matrix: Solid

Date Received: 01/05/19 09:30

Prep Type	Batch Type	Batch Method	Run	Dil Factor	Initial Amount	Final Amount	Batch Number	Prepared or Analyzed	Analyst	Lab
Leach	Analysis	EPA 9056A		10			268298	01/19/19 11:25	MJH	TAL PIT
Instrument ID: CHIC2100A										
Leach	Leach	1313			95 g	935.4 mL	268246	01/16/19 10:20	LWM	TAL PIT
Leach	Prep	3010A			50 mL	50 mL	268263	01/18/19 12:59	NAM	TAL PIT
Leach	Analysis	EPA 6020A		1			268357	01/19/19 17:35	WTR	TAL PIT
Instrument ID: A										
Leach	Leach	1313			95 g	935.4 mL	268246	01/16/19 10:20	LWM	TAL PIT
Leach	Prep	7470A			50 mL	50 mL	268340	01/21/19 10:49	KA	TAL PIT
Leach	Analysis	EPA 7470A		1			268542	01/22/19 18:04	KA	TAL PIT
Instrument ID: HGZ										
Leach	Leach	1313			95 g	935.4 mL	268246	01/16/19 10:20	LWM	TAL PIT
Leach	Analysis	EPA 9040C		1			268260	01/18/19 10:20	MTW	TAL PIT
Instrument ID: NOEQUIP										
Leach	Leach	1313			95 g	935.4 mL	268246	01/16/19 10:20	LWM	TAL PIT
Leach	Analysis	SM 2510B		1			268262	01/18/19 10:40	MTW	TAL PIT
Instrument ID: NOEQUIP										
Leach	Leach	1313			95 g	935.4 mL	268246	01/16/19 10:20	LWM	TAL PIT
Leach	Analysis	SM 2580B		1			268261	01/18/19 10:20	MTW	TAL PIT
Instrument ID: NOEQUIP										

Client Sample ID: ABB pH 2.0

Lab Sample ID: 180-85447-10

Date Collected: 01/04/19 11:10

Matrix: Solid

Date Received: 01/05/19 09:30

Prep Type	Batch Type	Batch Method	Run	Dil Factor	Initial Amount	Final Amount	Batch Number	Prepared or Analyzed	Analyst	Lab
Leach	Leach	1313			95 g	935.4 mL	269578	02/05/19 08:30	MTW	TAL PIT
Leach	Analysis	EPA 9056A		50			269858	02/07/19 23:30	CMR	TAL PIT
Instrument ID: CHIC2100A										
Leach	Leach	1313			95 g	935.4 mL	269578	02/05/19 08:30	MTW	TAL PIT
Leach	Prep	3010A			50 mL	50 mL	269867	02/07/19 11:53	NAM	TAL PIT
Leach	Analysis	EPA 6020A		10	1.0 mL	1.0 mL	270330	02/12/19 18:46	WTR	TAL PIT
Instrument ID: X										
Leach	Leach	1313			95 g	935.4 mL	269578	02/05/19 08:30	MTW	TAL PIT
Leach	Prep	7470A			50 mL	50 mL	269834	02/07/19 10:44	RJR	TAL PIT
Leach	Analysis	EPA 7470A		1			269950	02/08/19 10:23	RJR	TAL PIT
Instrument ID: HGZ										
Leach	Leach	1313			95 g	935.4 mL	269578	02/05/19 08:30	MTW	TAL PIT
Leach	Analysis	EPA 9040C		1			269862	02/07/19 08:30	MTW	TAL PIT
Instrument ID: NOEQUIP										
Leach	Leach	1313			95 g	935.4 mL	269578	02/05/19 08:30	MTW	TAL PIT
Leach	Analysis	SM 2510B		1			269868	02/07/19 08:30	MTW	TAL PIT
Instrument ID: NOEQUIP										
Leach	Leach	1313			95 g	935.4 mL	269578	02/05/19 08:30	MTW	TAL PIT
Leach	Analysis	SM 2580B		1			269865	02/07/19 08:30	MTW	TAL PIT
Instrument ID: NOEQUIP										

TestAmerica Pittsburgh

Client: KPRG and Associates, Inc.
 Project/Site: Midwest Generation

TestAmerica Job ID: 180-85447-1

Client Sample ID: ABB pH NATURAL

Lab Sample ID: 180-85447-11

Date Collected: 01/04/19 11:10

Matrix: Solid

Date Received: 01/05/19 09:30

Prep Type	Batch Type	Batch Method	Run	Dil Factor	Initial Amount	Final Amount	Batch Number	Prepared or Analyzed	Analyst	Lab
Leach	Leach	1313			95 g	935.4 mL	268040	01/14/19 09:05	LWM	TAL PIT
Leach	Analysis	EPA 9056A Instrument ID: CHIC2100A		1			268079	01/17/19 12:00	MJH	TAL PIT
Leach	Leach	1313			95 g	935.4 mL	268040	01/14/19 09:05	LWM	TAL PIT
Leach	Prep	3010A			50 mL	50 mL	268107	01/17/19 07:12	RJR	TAL PIT
Leach	Analysis	EPA 6020A Instrument ID: A		1			268295	01/18/19 17:40	RSK	TAL PIT
Leach	Leach	1313			95 g	935.4 mL	268040	01/14/19 09:05	LWM	TAL PIT
Leach	Prep	7470A			50 mL	50 mL	268065	01/16/19 15:06	KA	TAL PIT
Leach	Analysis	EPA 7470A Instrument ID: HGY		1			268204	01/17/19 17:45	KA	TAL PIT
Leach	Leach	1313			95 g	935.4 mL	268040	01/14/19 09:05	LWM	TAL PIT
Leach	Analysis	EPA 9040C Instrument ID: NOEQUIP		1			268135	01/16/19 09:05	MTW	TAL PIT
Leach	Leach	1313			95 g	935.4 mL	268040	01/14/19 09:05	LWM	TAL PIT
Leach	Analysis	SM 2510B Instrument ID: NOEQUIP		1			268142	01/16/19 09:05	MTW	TAL PIT
Leach	Leach	1313			95 g	935.4 mL	268040	01/14/19 09:05	LWM	TAL PIT
Leach	Analysis	SM 2580B Instrument ID: NOEQUIP		1			268140	01/16/19 09:05	MTW	TAL PIT

Client Sample ID: ASB PRETEST

Lab Sample ID: 180-85447-12

Date Collected: 01/04/19 11:45

Matrix: Solid

Date Received: 01/05/19 09:30

Prep Type	Batch Type	Batch Method	Run	Dil Factor	Initial Amount	Final Amount	Batch Number	Prepared or Analyzed	Analyst	Lab
Total/NA	Analysis	2540G Instrument ID: NOEQUIP		1			267637	01/11/19 08:56	JMS	TAL PIT
Leach	Leach	1313			95 g	936.4 mL	268040	01/14/19 09:05	LWM	TAL PIT
Leach	Analysis	EPA 9040C Instrument ID: NOEQUIP		1			268135	01/16/19 09:05	MTW	TAL PIT
Leach	Leach	1313			95 g	936.4 mL	268040	01/14/19 09:05	LWM	TAL PIT
Leach	Analysis	EPA 9040C Instrument ID: NOEQUIP		1			268135	01/16/19 09:05	MTW	TAL PIT
Leach	Leach	1313			95 g	935.4 mL	268574	01/21/19 07:40	LWM	TAL PIT
Leach	Analysis	EPA 9040C Instrument ID: NOEQUIP		1			268604	01/23/19 07:40	MTW	TAL PIT

Client Sample ID: ASB pH 13.0

Lab Sample ID: 180-85447-13

Date Collected: 01/04/19 11:45

Matrix: Solid

Date Received: 01/05/19 09:30

Prep Type	Batch Type	Batch Method	Run	Dil Factor	Initial Amount	Final Amount	Batch Number	Prepared or Analyzed	Analyst	Lab
Leach	Leach	1313			95 g	936.4 mL	268040	01/14/19 09:05	LWM	TAL PIT

TestAmerica Pittsburgh

Client: KPRG and Associates, Inc.
 Project/Site: Midwest Generation

TestAmerica Job ID: 180-85447-1

Client Sample ID: ASB pH 13.0

Lab Sample ID: 180-85447-13

Date Collected: 01/04/19 11:45

Matrix: Solid

Date Received: 01/05/19 09:30

Prep Type	Batch Type	Batch Method	Run	Dil Factor	Initial Amount	Final Amount	Batch Number	Prepared or Analyzed	Analyst	Lab
Leach	Analysis	EPA 9056A		5			268208	01/18/19 11:26	CMR	TAL PIT
		Instrument ID: CHIC2100A								
Leach	Leach	1313			95 g	936.4 mL	268040	01/14/19 09:05	LWM	TAL PIT
Leach	Prep	3010A			50 mL	50 mL	268107	01/17/19 07:12	RJR	TAL PIT
Leach	Analysis	EPA 6020A		1			268295	01/18/19 17:43	RSK	TAL PIT
		Instrument ID: A								
Leach	Leach	1313			95 g	936.4 mL	268040	01/14/19 09:05	LWM	TAL PIT
Leach	Prep	7470A			50 mL	50 mL	268065	01/16/19 15:06	KA	TAL PIT
Leach	Analysis	EPA 7470A		1			268204	01/17/19 17:51	KA	TAL PIT
		Instrument ID: HGY								
Leach	Leach	1313			95 g	936.4 mL	268040	01/14/19 09:05	LWM	TAL PIT
Leach	Analysis	EPA 9040C		1			268135	01/16/19 09:05	MTW	TAL PIT
		Instrument ID: NOEQUIP								
Leach	Leach	1313			95 g	936.4 mL	268040	01/14/19 09:05	LWM	TAL PIT
Leach	Analysis	SM 2510B		1			268142	01/16/19 09:05	MTW	TAL PIT
		Instrument ID: NOEQUIP								
Leach	Leach	1313			95 g	936.4 mL	268040	01/14/19 09:05	LWM	TAL PIT
Leach	Analysis	SM 2580B		1			268140	01/16/19 09:05	MTW	TAL PIT
		Instrument ID: NOEQUIP								

Client Sample ID: ASB pH 12.0

Lab Sample ID: 180-85447-14

Date Collected: 01/04/19 11:45

Matrix: Solid

Date Received: 01/05/19 09:30

Prep Type	Batch Type	Batch Method	Run	Dil Factor	Initial Amount	Final Amount	Batch Number	Prepared or Analyzed	Analyst	Lab
Leach	Leach	1313			95 g	936.4 mL	268040	01/14/19 09:05	LWM	TAL PIT
Leach	Analysis	EPA 9056A		5			268079	01/17/19 18:02	MJH	TAL PIT
		Instrument ID: CHIC2100A								
Leach	Leach	1313			95 g	936.4 mL	268040	01/14/19 09:05	LWM	TAL PIT
Leach	Prep	3010A			50 mL	50 mL	268107	01/17/19 07:12	RJR	TAL PIT
Leach	Analysis	EPA 6020A		1			268295	01/18/19 17:47	RSK	TAL PIT
		Instrument ID: A								
Leach	Leach	1313			95 g	936.4 mL	268040	01/14/19 09:05	LWM	TAL PIT
Leach	Prep	7470A			50 mL	50 mL	268065	01/16/19 15:06	KA	TAL PIT
Leach	Analysis	EPA 7470A		1			268204	01/17/19 17:56	KA	TAL PIT
		Instrument ID: HGY								
Leach	Leach	1313			95 g	936.4 mL	268040	01/14/19 09:05	LWM	TAL PIT
Leach	Analysis	EPA 9040C		1			268135	01/16/19 09:05	MTW	TAL PIT
		Instrument ID: NOEQUIP								
Leach	Leach	1313			95 g	936.4 mL	268040	01/14/19 09:05	LWM	TAL PIT
Leach	Analysis	SM 2510B		1			268142	01/16/19 09:05	MTW	TAL PIT
		Instrument ID: NOEQUIP								
Leach	Leach	1313			95 g	936.4 mL	268040	01/14/19 09:05	LWM	TAL PIT
Leach	Analysis	SM 2580B		1			268140	01/16/19 09:05	MTW	TAL PIT
		Instrument ID: NOEQUIP								

TestAmerica Pittsburgh

Client: KPRG and Associates, Inc.
 Project/Site: Midwest Generation

TestAmerica Job ID: 180-85447-1

Client Sample ID: ASB pH 10.5

Lab Sample ID: 180-85447-15

Date Collected: 01/04/19 11:45

Matrix: Solid

Date Received: 01/05/19 09:30

Prep Type	Batch Type	Batch Method	Run	Dil Factor	Initial Amount	Final Amount	Batch Number	Prepared or Analyzed	Analyst	Lab
Leach	Leach	1313			95 g	936.4 mL	268040	01/14/19 09:05	LWM	TAL PIT
Leach	Analysis	EPA 9056A		1			268079	01/17/19 15:24	MJH	TAL PIT
		Instrument ID: CHIC2100A								
Leach	Leach	1313			95 g	936.4 mL	268040	01/14/19 09:05	LWM	TAL PIT
Leach	Prep	3010A			50 mL	50 mL	268107	01/17/19 07:12	RJR	TAL PIT
Leach	Analysis	EPA 6020A		1			268295	01/18/19 17:50	RSK	TAL PIT
		Instrument ID: A								
Leach	Leach	1313			95 g	936.4 mL	268040	01/14/19 09:05	LWM	TAL PIT
Leach	Prep	7470A			50 mL	50 mL	268065	01/16/19 15:06	KA	TAL PIT
Leach	Analysis	EPA 7470A		1			268204	01/17/19 17:57	KA	TAL PIT
		Instrument ID: HGY								
Leach	Leach	1313			95 g	936.4 mL	268040	01/14/19 09:05	LWM	TAL PIT
Leach	Analysis	EPA 9040C		1			268135	01/16/19 09:05	MTW	TAL PIT
		Instrument ID: NOEQUIP								
Leach	Leach	1313			95 g	936.4 mL	268040	01/14/19 09:05	LWM	TAL PIT
Leach	Analysis	SM 2510B		1			268142	01/16/19 09:05	MTW	TAL PIT
		Instrument ID: NOEQUIP								
Leach	Leach	1313			95 g	936.4 mL	268040	01/14/19 09:05	LWM	TAL PIT
Leach	Analysis	SM 2580B		1			268140	01/16/19 09:05	MTW	TAL PIT
		Instrument ID: NOEQUIP								

Client Sample ID: ASB pH 8.0

Lab Sample ID: 180-85447-17

Date Collected: 01/04/19 11:45

Matrix: Solid

Date Received: 01/05/19 09:30

Prep Type	Batch Type	Batch Method	Run	Dil Factor	Initial Amount	Final Amount	Batch Number	Prepared or Analyzed	Analyst	Lab
Leach	Leach	1313			95 g	936.4 mL	268040	01/14/19 09:05	LWM	TAL PIT
Leach	Analysis	EPA 9056A		1			268079	01/17/19 15:40	MJH	TAL PIT
		Instrument ID: CHIC2100A								
Leach	Leach	1313			95 g	936.4 mL	268040	01/14/19 09:05	LWM	TAL PIT
Leach	Prep	3010A			50 mL	50 mL	268107	01/17/19 07:12	RJR	TAL PIT
Leach	Analysis	EPA 6020A		1			268295	01/18/19 17:53	RSK	TAL PIT
		Instrument ID: A								
Leach	Leach	1313			95 g	936.4 mL	268040	01/14/19 09:05	LWM	TAL PIT
Leach	Prep	7470A			50 mL	50 mL	268065	01/16/19 15:06	KA	TAL PIT
Leach	Analysis	EPA 7470A		1			268204	01/17/19 17:58	KA	TAL PIT
		Instrument ID: HGY								
Leach	Leach	1313			95 g	936.4 mL	268040	01/14/19 09:05	LWM	TAL PIT
Leach	Analysis	EPA 9040C		1			268135	01/16/19 09:05	MTW	TAL PIT
		Instrument ID: NOEQUIP								
Leach	Leach	1313			95 g	936.4 mL	268040	01/14/19 09:05	LWM	TAL PIT
Leach	Analysis	SM 2510B		1			268142	01/16/19 09:05	MTW	TAL PIT
		Instrument ID: NOEQUIP								
Leach	Leach	1313			95 g	936.4 mL	268040	01/14/19 09:05	LWM	TAL PIT

TestAmerica Pittsburgh

Client: KPRG and Associates, Inc.
 Project/Site: Midwest Generation

TestAmerica Job ID: 180-85447-1

Client Sample ID: ASB pH 8.0

Lab Sample ID: 180-85447-17

Date Collected: 01/04/19 11:45

Matrix: Solid

Date Received: 01/05/19 09:30

Prep Type	Batch Type	Batch Method	Run	Dil Factor	Initial Amount	Final Amount	Batch Number	Prepared or Analyzed	Analyst	Lab
Leach	Analysis	SM 2580B		1			268140	01/16/19 09:05	MTW	TAL PIT
Instrument ID: NOEQUIP										

Client Sample ID: ASB pH 7.0

Lab Sample ID: 180-85447-18

Date Collected: 01/04/19 11:45

Matrix: Solid

Date Received: 01/05/19 09:30

Prep Type	Batch Type	Batch Method	Run	Dil Factor	Initial Amount	Final Amount	Batch Number	Prepared or Analyzed	Analyst	Lab
Leach	Leach	1313			95 g	936.4 mL	268040	01/14/19 09:05	LWM	TAL PIT
Leach	Analysis	EPA 9056A		2.5			268079	01/17/19 18:18	MJH	TAL PIT
Instrument ID: CHIC2100A										
Leach	Leach	1313			95 g	936.4 mL	268040	01/14/19 09:05	LWM	TAL PIT
Leach	Prep	3010A			50 mL	50 mL	268107	01/17/19 07:12	RJR	TAL PIT
Leach	Analysis	EPA 6020A		1			268295	01/18/19 17:57	RSK	TAL PIT
Instrument ID: A										
Leach	Leach	1313			95 g	936.4 mL	268040	01/14/19 09:05	LWM	TAL PIT
Leach	Prep	7470A			50 mL	50 mL	268065	01/16/19 15:06	KA	TAL PIT
Leach	Analysis	EPA 7470A		1			268204	01/17/19 17:59	KA	TAL PIT
Instrument ID: HGY										
Leach	Leach	1313			95 g	936.4 mL	268040	01/14/19 09:05	LWM	TAL PIT
Leach	Analysis	EPA 9040C		1			268135	01/16/19 09:05	MTW	TAL PIT
Instrument ID: NOEQUIP										
Leach	Leach	1313			95 g	936.4 mL	268040	01/14/19 09:05	LWM	TAL PIT
Leach	Analysis	SM 2510B		1			268142	01/16/19 09:05	MTW	TAL PIT
Instrument ID: NOEQUIP										
Leach	Leach	1313			95 g	936.4 mL	268040	01/14/19 09:05	LWM	TAL PIT
Leach	Analysis	SM 2580B		1			268140	01/16/19 09:05	MTW	TAL PIT
Instrument ID: NOEQUIP										

Client Sample ID: ASB pH 5.5

Lab Sample ID: 180-85447-19

Date Collected: 01/04/19 11:45

Matrix: Solid

Date Received: 01/05/19 09:30

Prep Type	Batch Type	Batch Method	Run	Dil Factor	Initial Amount	Final Amount	Batch Number	Prepared or Analyzed	Analyst	Lab
Leach	Leach	1313			95 g	936.4 mL	268246	01/16/19 10:20	LWM	TAL PIT
Leach	Analysis	EPA 9056A		10			268298	01/19/19 11:41	MJH	TAL PIT
Instrument ID: CHIC2100A										
Leach	Leach	1313			95 g	936.4 mL	268246	01/16/19 10:20	LWM	TAL PIT
Leach	Prep	3010A			50 mL	50 mL	268263	01/18/19 12:59	NAM	TAL PIT
Leach	Analysis	EPA 6020A		1			268357	01/19/19 17:38	WTR	TAL PIT
Instrument ID: A										
Leach	Leach	1313			95 g	936.4 mL	268246	01/16/19 10:20	LWM	TAL PIT
Leach	Prep	7470A			50 mL	50 mL	268340	01/21/19 10:49	KA	TAL PIT

Electronic Filing: Received Clerk's Office 07/08/2021
Lab Chronicle

Client: KPRG and Associates, Inc.
 Project/Site: Midwest Generation

TestAmerica Job ID: 180-85447-1

Client Sample ID: ASB pH 5.5

Lab Sample ID: 180-85447-19

Date Collected: 01/04/19 11:45

Matrix: Solid

Date Received: 01/05/19 09:30

Prep Type	Batch Type	Batch Method	Run	Dil Factor	Initial Amount	Final Amount	Batch Number	Prepared or Analyzed	Analyst	Lab
Leach	Analysis	EPA 7470A		1			268542	01/22/19 18:05	KA	TAL PIT
		Instrument ID: HGZ								
Leach	Leach	1313			95 g	936.4 mL	268246	01/16/19 10:20	LWM	TAL PIT
Leach	Analysis	EPA 9040C		1			268260	01/18/19 10:20	MTW	TAL PIT
		Instrument ID: NOEQUIP								
Leach	Leach	1313			95 g	936.4 mL	268246	01/16/19 10:20	LWM	TAL PIT
Leach	Analysis	SM 2510B		1			268262	01/18/19 10:40	MTW	TAL PIT
		Instrument ID: NOEQUIP								
Leach	Leach	1313			95 g	936.4 mL	268246	01/16/19 10:20	LWM	TAL PIT
Leach	Analysis	SM 2580B		1			268261	01/18/19 10:20	MTW	TAL PIT
		Instrument ID: NOEQUIP								

Client Sample ID: ASB pH 4.0

Lab Sample ID: 180-85447-20

Date Collected: 01/04/19 11:45

Matrix: Solid

Date Received: 01/05/19 09:30

Prep Type	Batch Type	Batch Method	Run	Dil Factor	Initial Amount	Final Amount	Batch Number	Prepared or Analyzed	Analyst	Lab
Leach	Leach	1313			95 g	935.4 mL	268574	01/21/19 07:40	LWM	TAL PIT
Leach	Analysis	EPA 9056A		25			268716	01/24/19 19:53	CMR	TAL PIT
		Instrument ID: CHIC2100A								
Leach	Leach	1313			95 g	935.4 mL	268574	01/21/19 07:40	LWM	TAL PIT
Leach	Prep	3010A			50 mL	50 mL	268586	01/23/19 12:55	NAM	TAL PIT
Leach	Analysis	EPA 6020A		10			268821	01/25/19 14:30	RSK	TAL PIT
		Instrument ID: A								
Leach	Leach	1313			95 g	935.4 mL	268574	01/21/19 07:40	LWM	TAL PIT
Leach	Prep	7470A			50 mL	50 mL	269197	01/31/19 07:10	RJR	TAL PIT
Leach	Analysis	EPA 7470A		1			269298	01/31/19 16:42	RJR	TAL PIT
		Instrument ID: HGZ								
Leach	Leach	1313			95 g	935.4 mL	268574	01/21/19 07:40	LWM	TAL PIT
Leach	Analysis	EPA 9040C		1			268604	01/23/19 07:40	MTW	TAL PIT
		Instrument ID: NOEQUIP								
Leach	Leach	1313			95 g	935.4 mL	268574	01/21/19 07:40	LWM	TAL PIT
Leach	Analysis	SM 2510B		1			268609	01/23/19 07:40	MTW	TAL PIT
		Instrument ID: NOEQUIP								
Leach	Leach	1313			95 g	935.4 mL	268574	01/21/19 07:40	LWM	TAL PIT
Leach	Analysis	SM 2580B		1			268608	01/23/19 07:40	MTW	TAL PIT
		Instrument ID: NOEQUIP								

Client Sample ID: ASB pH 2.0

Lab Sample ID: 180-85447-21

Date Collected: 01/04/19 11:45

Matrix: Solid

Date Received: 01/05/19 09:30

Prep Type	Batch Type	Batch Method	Run	Dil Factor	Initial Amount	Final Amount	Batch Number	Prepared or Analyzed	Analyst	Lab
Leach	Leach	1313			95 g	936.4 mL	269578	02/05/19 08:30	MTW	TAL PIT

TestAmerica Pittsburgh

Electronic Filing: Received Clerk's Office 07/08/2021
Lab Chronicle

Client: KPRG and Associates, Inc.
 Project/Site: Midwest Generation

TestAmerica Job ID: 180-85447-1

Client Sample ID: ASB pH 2.0

Lab Sample ID: 180-85447-21

Date Collected: 01/04/19 11:45

Matrix: Solid

Date Received: 01/05/19 09:30

Prep Type	Batch Type	Batch Method	Run	Dil Factor	Initial Amount	Final Amount	Batch Number	Prepared or Analyzed	Analyst	Lab
Leach	Analysis	EPA 9056A		50			269858	02/07/19 23:46	CMR	TAL PIT
		Instrument ID: CHIC2100A								
Leach	Leach	1313			95 g	936.4 mL	269578	02/05/19 08:30	MTW	TAL PIT
Leach	Prep	3010A			50 mL	50 mL	269867	02/07/19 11:53	NAM	TAL PIT
Leach	Analysis	EPA 6020A		10	1.0 mL	1.0 mL	270330	02/12/19 18:51	WTR	TAL PIT
		Instrument ID: X								
Leach	Leach	1313			95 g	936.4 mL	269578	02/05/19 08:30	MTW	TAL PIT
Leach	Prep	7470A			50 mL	50 mL	269834	02/07/19 10:44	RJR	TAL PIT
Leach	Analysis	EPA 7470A		1			269950	02/08/19 10:22	RJR	TAL PIT
		Instrument ID: HGZ								
Leach	Leach	1313			95 g	936.4 mL	269578	02/05/19 08:30	MTW	TAL PIT
Leach	Analysis	EPA 9040C		1			269862	02/07/19 08:30	MTW	TAL PIT
		Instrument ID: NOEQUIP								
Leach	Leach	1313			95 g	936.4 mL	269578	02/05/19 08:30	MTW	TAL PIT
Leach	Analysis	SM 2510B		1			269868	02/07/19 08:30	MTW	TAL PIT
		Instrument ID: NOEQUIP								
Leach	Leach	1313			95 g	936.4 mL	269578	02/05/19 08:30	MTW	TAL PIT
Leach	Analysis	SM 2580B		1			269865	02/07/19 08:30	MTW	TAL PIT
		Instrument ID: NOEQUIP								

Client Sample ID: ASB pH NATURAL

Lab Sample ID: 180-85447-22

Date Collected: 01/04/19 11:45

Matrix: Solid

Date Received: 01/05/19 09:30

Prep Type	Batch Type	Batch Method	Run	Dil Factor	Initial Amount	Final Amount	Batch Number	Prepared or Analyzed	Analyst	Lab
Leach	Leach	1313			95 g	936.4 mL	268040	01/14/19 09:05	LWM	TAL PIT
Leach	Analysis	EPA 9056A		1			268079	01/17/19 10:28	MJH	TAL PIT
		Instrument ID: CHIC2100A								
Leach	Leach	1313			95 g	936.4 mL	268040	01/14/19 09:05	LWM	TAL PIT
Leach	Prep	3010A			50 mL	50 mL	268107	01/17/19 07:12	RJR	TAL PIT
Leach	Analysis	EPA 6020A		1			268295	01/18/19 18:00	RSK	TAL PIT
		Instrument ID: A								
Leach	Leach	1313			95 g	936.4 mL	268040	01/14/19 09:05	LWM	TAL PIT
Leach	Prep	7470A			50 mL	50 mL	268065	01/16/19 15:06	KA	TAL PIT
Leach	Analysis	EPA 7470A		1			268204	01/17/19 17:46	KA	TAL PIT
		Instrument ID: HGY								
Leach	Leach	1313			95 g	936.4 mL	268040	01/14/19 09:05	LWM	TAL PIT
Leach	Analysis	EPA 9040C		1			268135	01/16/19 09:05	MTW	TAL PIT
		Instrument ID: NOEQUIP								
Leach	Leach	1313			95 g	936.4 mL	268040	01/14/19 09:05	LWM	TAL PIT
Leach	Analysis	SM 2510B		1			268142	01/16/19 09:05	MTW	TAL PIT
		Instrument ID: NOEQUIP								
Leach	Leach	1313			95 g	936.4 mL	268040	01/14/19 09:05	LWM	TAL PIT
Leach	Analysis	SM 2580B		1			268140	01/16/19 09:05	MTW	TAL PIT
		Instrument ID: NOEQUIP								

TestAmerica Pittsburgh

Client: KPRG and Associates, Inc.
 Project/Site: Midwest Generation

TestAmerica Job ID: 180-85447-1

Client Sample ID: MB LOW

Lab Sample ID: 180-85447-23

Date Collected: 01/04/19 00:00

Matrix: Solid

Date Received: 01/05/19 09:30

Prep Type	Batch Type	Batch Method	Run	Dil Factor	Initial Amount	Final Amount	Batch Number	Prepared or Analyzed	Analyst	Lab
Leach	Leach	1313			1.0 g	950 mL	268246	01/16/19 10:20	LWM	TAL PIT
Leach	Analysis	EPA 9056A		100			268298	01/19/19 11:56	MJH	TAL PIT
Instrument ID: CHIC2100A										
Leach	Leach	1313			1.0 g	950 mL	268246	01/16/19 10:20	LWM	TAL PIT
Leach	Prep	3010A			50 mL	50 mL	268263	01/18/19 12:59	NAM	TAL PIT
Leach	Analysis	EPA 6020A		1			268357	01/19/19 17:41	WTR	TAL PIT
Instrument ID: A										
Leach	Leach	1313			1.0 g	950 mL	268246	01/16/19 10:20	LWM	TAL PIT
Leach	Prep	7470A			50 mL	50 mL	268340	01/21/19 10:49	KA	TAL PIT
Leach	Analysis	EPA 7470A		1			268542	01/22/19 18:06	KA	TAL PIT
Instrument ID: HGZ										
Leach	Leach	1313			1.0 g	950 mL	268246	01/16/19 10:20	LWM	TAL PIT
Leach	Analysis	EPA 9040C		1			268260	01/18/19 10:20	MTW	TAL PIT
Instrument ID: NOEQUIP										
Leach	Leach	1313			1.0 g	950 mL	268246	01/16/19 10:20	LWM	TAL PIT
Leach	Analysis	SM 2510B		1			268262	01/18/19 10:40	MTW	TAL PIT
Instrument ID: NOEQUIP										
Leach	Leach	1313			1.0 g	950 mL	268246	01/16/19 10:20	LWM	TAL PIT
Leach	Analysis	SM 2580B		1			268261	01/18/19 10:20	MTW	TAL PIT
Instrument ID: NOEQUIP										

Client Sample ID: MB NATURAL

Lab Sample ID: 180-85447-24

Date Collected: 01/04/19 00:00

Matrix: Solid

Date Received: 01/05/19 09:30

Prep Type	Batch Type	Batch Method	Run	Dil Factor	Initial Amount	Final Amount	Batch Number	Prepared or Analyzed	Analyst	Lab
Leach	Leach	1313			1.0 g	950 mL	268040	01/14/19 09:05	LWM	TAL PIT
Leach	Analysis	EPA 9056A		1			268079	01/17/19 10:43	MJH	TAL PIT
Instrument ID: CHIC2100A										
Leach	Leach	1313			1.0 g	950 mL	268040	01/14/19 09:05	LWM	TAL PIT
Leach	Prep	3010A			50 mL	50 mL	268107	01/17/19 07:12	RJR	TAL PIT
Leach	Analysis	EPA 6020A		1			268295	01/18/19 18:10	RSK	TAL PIT
Instrument ID: A										
Leach	Leach	1313			1.0 g	950 mL	268040	01/14/19 09:05	LWM	TAL PIT
Leach	Prep	7470A			50 mL	50 mL	268065	01/16/19 15:06	KA	TAL PIT
Leach	Analysis	EPA 7470A		1			268204	01/17/19 18:03	KA	TAL PIT
Instrument ID: HGY										
Leach	Leach	1313			1.0 g	950 mL	268040	01/14/19 09:05	LWM	TAL PIT
Leach	Analysis	EPA 9040C		1			268135	01/16/19 09:05	MTW	TAL PIT
Instrument ID: NOEQUIP										
Leach	Leach	1313			1.0 g	950 mL	268040	01/14/19 09:05	LWM	TAL PIT
Leach	Analysis	SM 2510B		1			268142	01/16/19 09:05	MTW	TAL PIT
Instrument ID: NOEQUIP										
Leach	Leach	1313			1.0 g	950 mL	268040	01/14/19 09:05	LWM	TAL PIT

TestAmerica Pittsburgh

Client: KPRG and Associates, Inc.
 Project/Site: Midwest Generation

TestAmerica Job ID: 180-85447-1

Client Sample ID: MB NATURAL

Lab Sample ID: 180-85447-24

Date Collected: 01/04/19 00:00

Matrix: Solid

Date Received: 01/05/19 09:30

Prep Type	Batch Type	Batch Method	Run	Dil Factor	Initial Amount	Final Amount	Batch Number	Prepared or Analyzed	Analyst	Lab
Leach	Analysis	SM 2580B		1			268140	01/16/19 09:05	MTW	TAL PIT
Instrument ID: NOEQUIP										

Client Sample ID: MB HIGH

Lab Sample ID: 180-85447-25

Date Collected: 01/04/19 00:00

Matrix: Solid

Date Received: 01/05/19 09:30

Prep Type	Batch Type	Batch Method	Run	Dil Factor	Initial Amount	Final Amount	Batch Number	Prepared or Analyzed	Analyst	Lab
Leach	Leach	1313			1.0 g	950 mL	268040	01/14/19 09:05	LWM	TAL PIT
Leach	Analysis	EPA 9056A		5			268208	01/18/19 11:41	CMR	TAL PIT
Instrument ID: CHIC2100A										
Leach	Leach	1313			1.0 g	950 mL	268040	01/14/19 09:05	LWM	TAL PIT
Leach	Prep	3010A			50 mL	50 mL	268107	01/17/19 07:12	RJR	TAL PIT
Leach	Analysis	EPA 6020A		1			268295	01/18/19 18:13	RSK	TAL PIT
Instrument ID: A										
Leach	Leach	1313			1.0 g	950 mL	268040	01/14/19 09:05	LWM	TAL PIT
Leach	Prep	7470A			50 mL	50 mL	268065	01/16/19 15:06	KA	TAL PIT
Leach	Analysis	EPA 7470A		1			268204	01/17/19 18:00	KA	TAL PIT
Instrument ID: HGY										
Leach	Leach	1313			1.0 g	950 mL	268040	01/14/19 09:05	LWM	TAL PIT
Leach	Analysis	EPA 9040C		1			268135	01/16/19 09:05	MTW	TAL PIT
Instrument ID: NOEQUIP										
Leach	Leach	1313			1.0 g	950 mL	268040	01/14/19 09:05	LWM	TAL PIT
Leach	Analysis	SM 2510B		1			268142	01/16/19 09:05	MTW	TAL PIT
Instrument ID: NOEQUIP										
Leach	Leach	1313			1.0 g	950 mL	268040	01/14/19 09:05	LWM	TAL PIT
Leach	Analysis	SM 2580B		1			268140	01/16/19 09:05	MTW	TAL PIT
Instrument ID: NOEQUIP										

Client Sample ID: MB LOW 1

Lab Sample ID: 180-85447-49

Date Collected: 01/21/19 00:00

Matrix: Solid

Date Received: 01/05/19 09:30

Prep Type	Batch Type	Batch Method	Run	Dil Factor	Initial Amount	Final Amount	Batch Number	Prepared or Analyzed	Analyst	Lab
Leach	Leach	1313			1.0 g	950 mL	268574	01/21/19 07:40	LWM	TAL PIT
Leach	Analysis	EPA 9056A		100			268716	01/24/19 20:09	CMR	TAL PIT
Instrument ID: CHIC2100A										
Leach	Leach	1313			1.0 g	950 mL	268574	01/21/19 07:40	LWM	TAL PIT
Leach	Prep	3010A			50 mL	50 mL	268586	01/23/19 12:55	NAM	TAL PIT
Leach	Analysis	EPA 6020A		1			268763	01/24/19 18:46	RSK	TAL PIT
Instrument ID: A										
Leach	Leach	1313			1.0 g	950 mL	268574	01/21/19 07:40	LWM	TAL PIT
Leach	Prep	3010A			50 mL	50 mL	268586	01/23/19 12:55	NAM	TAL PIT

Client: KPRG and Associates, Inc.
 Project/Site: Midwest Generation

TestAmerica Job ID: 180-85447-1

Client Sample ID: MB LOW 1

Lab Sample ID: 180-85447-49

Date Collected: 01/21/19 00:00

Matrix: Solid

Date Received: 01/05/19 09:30

Prep Type	Batch Type	Batch Method	Run	Dil Factor	Initial Amount	Final Amount	Batch Number	Prepared or Analyzed	Analyst	Lab
Leach	Analysis	EPA 6020A		1			268821	01/25/19 14:33	RSK	TAL PIT
	Instrument ID: A									
Leach	Leach	1313			1.0 g	950 mL	268574	01/21/19 07:40	LWM	TAL PIT
Leach	Prep	7470A			50 mL	50 mL	269197	01/31/19 07:10	RJR	TAL PIT
Leach	Analysis	EPA 7470A		1			269298	01/31/19 16:43	RJR	TAL PIT
	Instrument ID: HGZ									
Leach	Leach	1313			1.0 g	950 mL	268574	01/21/19 07:40	LWM	TAL PIT
Leach	Analysis	EPA 9040C		1			268604	01/23/19 07:40	MTW	TAL PIT
	Instrument ID: NOEQUIP									
Leach	Leach	1313			1.0 g	950 mL	268574	01/21/19 07:40	LWM	TAL PIT
Leach	Analysis	SM 2510B		1			268609	01/23/19 07:40	MTW	TAL PIT
	Instrument ID: NOEQUIP									
Leach	Leach	1313			1.0 g	950 mL	268574	01/21/19 07:40	LWM	TAL PIT
Leach	Analysis	SM 2580B		1			268608	01/23/19 07:40	MTW	TAL PIT
	Instrument ID: NOEQUIP									

Client Sample ID: MB LOW 2

Lab Sample ID: 180-85447-51

Date Collected: 01/31/19 00:00

Matrix: Solid

Date Received: 01/05/19 09:30

Prep Type	Batch Type	Batch Method	Run	Dil Factor	Initial Amount	Final Amount	Batch Number	Prepared or Analyzed	Analyst	Lab
Leach	Leach	1313			1.0 g	950 mL	269578	02/05/19 08:30	MTW	TAL PIT
Leach	Analysis	EPA 9056A		100			269858	02/08/19 00:02	CMR	TAL PIT
	Instrument ID: CHIC2100A									
Leach	Leach	1313			1.0 g	950 mL	269578	02/05/19 08:30	MTW	TAL PIT
Leach	Prep	3010A			50 mL	50 mL	269867	02/07/19 11:53	NAM	TAL PIT
Leach	Analysis	EPA 6020A		1			269977	02/08/19 00:37	WTR	TAL PIT
	Instrument ID: M									
Leach	Leach	1313			1.0 g	950 mL	269578	02/05/19 08:30	MTW	TAL PIT
Leach	Prep	7470A			50 mL	50 mL	269834	02/07/19 10:44	RJR	TAL PIT
Leach	Analysis	EPA 7470A		1			269950	02/08/19 10:21	RJR	TAL PIT
	Instrument ID: HGZ									
Leach	Leach	1313			1.0 g	950 mL	269578	02/05/19 08:30	MTW	TAL PIT
Leach	Analysis	EPA 9040C		1			269862	02/07/19 08:30	MTW	TAL PIT
	Instrument ID: NOEQUIP									
Leach	Leach	1313			1.0 g	950 mL	269578	02/05/19 08:30	MTW	TAL PIT
Leach	Analysis	SM 2510B		1			269868	02/07/19 08:30	MTW	TAL PIT
	Instrument ID: NOEQUIP									
Leach	Leach	1313			1.0 g	950 mL	269578	02/05/19 08:30	MTW	TAL PIT
Leach	Analysis	SM 2580B		1			269865	02/07/19 08:30	MTW	TAL PIT
	Instrument ID: NOEQUIP									

Laboratory References:

TAL PIT = TestAmerica Pittsburgh, 301 Alpha Drive, RIDC Park, Pittsburgh, PA 15238, TEL (412)963-7058

Client: KPRG and Associates, Inc.
Project/Site: Midwest Generation

TestAmerica Job ID: 180-85447-1

Analyst References:

Lab: TAL PIT

Batch Type: Leach

LWM = Larry Matko

MTW = Michael Wesoloski

Batch Type: Prep

KA = Kayla Kalamasz

NAM = Nicole Marfisi

RJR = Ron Rosenbaum

Batch Type: Analysis

CMR = Carl Reagle

JMS = Jessica Scalise

KA = Kayla Kalamasz

MJH = Matthew Hartman

MTW = Michael Wesoloski

RJR = Ron Rosenbaum

RSK = Robert Kurtz

WTR = Bill Reinheimer



Client Sample Results

Client: KPRG and Associates, Inc.
Project/Site: Midwest Generation

TestAmerica Job ID: 180-85447-1

Client Sample ID: ABB PRETEST

Lab Sample ID: 180-85447-1

Date Collected: 01/04/19 11:10

Matrix: Solid

Date Received: 01/05/19 09:30

General Chemistry

Analyte	Result	Qualifier	RL	MDL	Unit	D	Prepared	Analyzed	Dil Fac
Percent Moisture	1.4		0.1	0.1	%			01/11/19 08:56	1
Percent Solids	98.6		0.1	0.1	%			01/11/19 08:56	1

General Chemistry - Leach

Analyte	Result	Qualifier	RL	MDL	Unit	D	Prepared	Analyzed	Dil Fac
pH	6.7		0.1	0.1	SU			01/16/19 09:05	1
pH	6.1		0.1	0.1	SU			01/16/19 09:05	1
pH	12.5		0.1	0.1	SU			01/16/19 09:05	1
pH	3.6		0.1	0.1	SU			01/23/19 07:40	1

Client Sample ID: ABB pH 13.0

Lab Sample ID: 180-85447-2

Date Collected: 01/04/19 11:10

Matrix: Solid

Date Received: 01/05/19 09:30

Method: EPA 9056A - Anions, Ion Chromatography - Leach

Analyte	Result	Qualifier	RL	MDL	Unit	D	Prepared	Analyzed	Dil Fac
Fluoride	0.62		0.50	0.13	mg/L			01/18/19 11:10	5

Method: EPA 6020A - Metals (ICP/MS) - Leach

Analyte	Result	Qualifier	RL	MDL	Unit	D	Prepared	Analyzed	Dil Fac
Arsenic	5.5		1.0	0.32	ug/L		01/17/19 07:12	01/18/19 17:20	1
Barium	150		10	0.37	ug/L		01/17/19 07:12	01/18/19 17:20	1
Cadmium	0.20	J	1.0	0.13	ug/L		01/17/19 07:12	01/18/19 17:20	1
Beryllium	0.14	J	1.0	0.057	ug/L		01/17/19 07:12	01/18/19 17:20	1
Chromium	4.7		2.0	0.63	ug/L		01/17/19 07:12	01/18/19 17:20	1
Lead	2.1	B	1.0	0.094	ug/L		01/17/19 07:12	01/18/19 17:20	1
Selenium	1.6	J	5.0	0.81	ug/L		01/17/19 07:12	01/18/19 17:20	1
Cobalt	1.6		0.50	0.075	ug/L		01/17/19 07:12	01/18/19 17:20	1
Molybdenum	1.6	J	5.0	0.47	ug/L		01/17/19 07:12	01/18/19 17:20	1
Antimony	ND		2.0	1.1	ug/L		01/17/19 07:12	01/18/19 17:20	1
Thallium	ND		1.0	0.063	ug/L		01/17/19 07:12	01/18/19 17:20	1
Lithium	ND		5.0	2.6	ug/L		01/17/19 07:12	01/18/19 17:20	1

Method: EPA 7470A - Mercury (CVAA) - Leach

Analyte	Result	Qualifier	RL	MDL	Unit	D	Prepared	Analyzed	Dil Fac
Mercury	ND		0.20	0.065	ug/L		01/16/19 15:06	01/17/19 17:47	1

General Chemistry - Leach

Analyte	Result	Qualifier	RL	MDL	Unit	D	Prepared	Analyzed	Dil Fac
pH	12.7		0.1	0.1	SU			01/16/19 09:05	1
Specific Conductance	20000		1.0	1.0	umhos/cm			01/16/19 09:05	1
Oxidation Reduction Potential	-166		10	10	millivolts			01/16/19 09:05	1

Client Sample ID: ABB pH 12.0

Lab Sample ID: 180-85447-3

Date Collected: 01/04/19 11:10

Matrix: Solid

Date Received: 01/05/19 09:30

Method: EPA 9056A - Anions, Ion Chromatography - Leach

Analyte	Result	Qualifier	RL	MDL	Unit	D	Prepared	Analyzed	Dil Fac
Fluoride	0.88		0.10	0.026	mg/L			01/17/19 14:37	1

TestAmerica Pittsburgh

Client: KPRG and Associates, Inc.
 Project/Site: Midwest Generation

TestAmerica Job ID: 180-85447-1

Client Sample ID: ABB pH 12.0

Lab Sample ID: 180-85447-3

Date Collected: 01/04/19 11:10

Matrix: Solid

Date Received: 01/05/19 09:30

Method: EPA 6020A - Metals (ICP/MS) - Leach

Analyte	Result	Qualifier	RL	MDL	Unit	D	Prepared	Analyzed	Dil Fac
Arsenic	15		1.0	0.32	ug/L		01/17/19 07:12	01/18/19 17:30	1
Barium	440		10	0.37	ug/L		01/17/19 07:12	01/18/19 17:30	1
Cadmium	0.37	J	1.0	0.13	ug/L		01/17/19 07:12	01/18/19 17:30	1
Beryllium	0.32	J	1.0	0.057	ug/L		01/17/19 07:12	01/18/19 17:30	1
Chromium	17		2.0	0.63	ug/L		01/17/19 07:12	01/18/19 17:30	1
Lead	5.8	B	1.0	0.094	ug/L		01/17/19 07:12	01/18/19 17:30	1
Selenium	5.4		5.0	0.81	ug/L		01/17/19 07:12	01/18/19 17:30	1
Cobalt	3.6		0.50	0.075	ug/L		01/17/19 07:12	01/18/19 17:30	1
Molybdenum	6.0		5.0	0.47	ug/L		01/17/19 07:12	01/18/19 17:30	1
Antimony	2.1		2.0	1.1	ug/L		01/17/19 07:12	01/18/19 17:30	1
Thallium	ND		1.0	0.063	ug/L		01/17/19 07:12	01/18/19 17:30	1
Lithium	3.8	J	5.0	2.6	ug/L		01/17/19 07:12	01/18/19 17:30	1

Method: EPA 7470A - Mercury (CVAA) - Leach

Analyte	Result	Qualifier	RL	MDL	Unit	D	Prepared	Analyzed	Dil Fac
Mercury	0.082	J	0.20	0.065	ug/L		01/16/19 15:06	01/17/19 17:48	1

General Chemistry - Leach

Analyte	Result	Qualifier	RL	MDL	Unit	D	Prepared	Analyzed	Dil Fac
pH	11.5		0.1	0.1	SU			01/16/19 09:05	1
Specific Conductance	1200		1.0	1.0	umhos/cm			01/16/19 09:05	1
Oxidation Reduction Potential	- 25		10	10	millivolts			01/16/19 09:05	1

Client Sample ID: ABB pH 10.5

Lab Sample ID: 180-85447-4

Date Collected: 01/04/19 11:10

Matrix: Solid

Date Received: 01/05/19 09:30

Method: EPA 9056A - Anions, Ion Chromatography - Leach

Analyte	Result	Qualifier	RL	MDL	Unit	D	Prepared	Analyzed	Dil Fac
Fluoride	0.95	J	1.0	0.26	mg/L			01/19/19 10:55	10

Method: EPA 6020A - Metals (ICP/MS) - Leach

Analyte	Result	Qualifier	RL	MDL	Unit	D	Prepared	Analyzed	Dil Fac
Arsenic	10		1.0	0.32	ug/L		01/18/19 12:59	01/19/19 17:28	1
Barium	390		10	0.37	ug/L		01/18/19 12:59	01/19/19 17:28	1
Cadmium	0.35	J	1.0	0.13	ug/L		01/18/19 12:59	01/19/19 17:28	1
Beryllium	0.18	J	1.0	0.057	ug/L		01/18/19 12:59	01/19/19 17:28	1
Chromium	13		2.0	0.63	ug/L		01/18/19 12:59	01/19/19 17:28	1
Lead	3.9		1.0	0.094	ug/L		01/18/19 12:59	01/19/19 17:28	1
Selenium	3.2	J	5.0	0.81	ug/L		01/18/19 12:59	01/19/19 17:28	1
Cobalt	2.9		0.50	0.075	ug/L		01/18/19 12:59	01/19/19 17:28	1
Molybdenum	6.7		5.0	0.47	ug/L		01/18/19 12:59	01/19/19 17:28	1
Antimony	2.0		2.0	1.1	ug/L		01/18/19 12:59	01/19/19 17:28	1
Thallium	0.091	J	1.0	0.063	ug/L		01/18/19 12:59	01/19/19 17:28	1
Lithium	3.0	J	5.0	2.6	ug/L		01/18/19 12:59	01/19/19 17:28	1

Method: EPA 7470A - Mercury (CVAA) - Leach

Analyte	Result	Qualifier	RL	MDL	Unit	D	Prepared	Analyzed	Dil Fac
Mercury	ND		0.20	0.065	ug/L		01/21/19 10:49	01/22/19 18:02	1

TestAmerica Pittsburgh

Client Sample Results

Client: KPRG and Associates, Inc.
Project/Site: Midwest Generation

TestAmerica Job ID: 180-85447-1

Client Sample ID: ABB pH 10.5

Date Collected: 01/04/19 11:10
Date Received: 01/05/19 09:30

Lab Sample ID: 180-85447-4

Matrix: Solid

General Chemistry - Leach

Analyte	Result	Qualifier	RL	MDL	Unit	D	Prepared	Analyzed	Dil Fac
pH	10.8		0.1	0.1	SU			01/18/19 10:20	1
Specific Conductance	590		1.0	1.0	umhos/cm			01/18/19 10:40	1
Oxidation Reduction Potential	96		10	10	millivolts			01/18/19 10:20	1

Client Sample ID: ABB pH 8.0

Date Collected: 01/04/19 11:10
Date Received: 01/05/19 09:30

Lab Sample ID: 180-85447-6

Matrix: Solid

Method: EPA 9056A - Anions, Ion Chromatography - Leach

Analyte	Result	Qualifier	RL	MDL	Unit	D	Prepared	Analyzed	Dil Fac
Fluoride	0.72		0.10	0.026	mg/L			01/17/19 14:53	1

Method: EPA 6020A - Metals (ICP/MS) - Leach

Analyte	Result	Qualifier	RL	MDL	Unit	D	Prepared	Analyzed	Dil Fac
Arsenic	2.2		1.0	0.32	ug/L		01/17/19 07:12	01/18/19 17:34	1
Barium	340		10	0.37	ug/L		01/17/19 07:12	01/18/19 17:34	1
Cadmium	ND		1.0	0.13	ug/L		01/17/19 07:12	01/18/19 17:34	1
Beryllium	ND		1.0	0.057	ug/L		01/17/19 07:12	01/18/19 17:34	1
Chromium	1.9	J	2.0	0.63	ug/L		01/17/19 07:12	01/18/19 17:34	1
Lead	ND		1.0	0.094	ug/L		01/17/19 07:12	01/18/19 17:34	1
Selenium	ND		5.0	0.81	ug/L		01/17/19 07:12	01/18/19 17:34	1
Cobalt	0.095	J	0.50	0.075	ug/L		01/17/19 07:12	01/18/19 17:34	1
Molybdenum	3.6	J	5.0	0.47	ug/L		01/17/19 07:12	01/18/19 17:34	1
Antimony	ND		2.0	1.1	ug/L		01/17/19 07:12	01/18/19 17:34	1
Thallium	ND		1.0	0.063	ug/L		01/17/19 07:12	01/18/19 17:34	1
Lithium	5.0		5.0	2.6	ug/L		01/17/19 07:12	01/18/19 17:34	1

Method: EPA 7470A - Mercury (CVAA) - Leach

Analyte	Result	Qualifier	RL	MDL	Unit	D	Prepared	Analyzed	Dil Fac
Mercury	ND		0.20	0.065	ug/L		01/16/19 15:06	01/17/19 17:49	1

General Chemistry - Leach

Analyte	Result	Qualifier	RL	MDL	Unit	D	Prepared	Analyzed	Dil Fac
pH	7.9		0.1	0.1	SU			01/16/19 09:05	1
Specific Conductance	650		1.0	1.0	umhos/cm			01/16/19 09:05	1
Oxidation Reduction Potential	170		10	10	millivolts			01/16/19 09:05	1

Client Sample ID: ABB pH 7.0

Date Collected: 01/04/19 11:10
Date Received: 01/05/19 09:30

Lab Sample ID: 180-85447-7

Matrix: Solid

Method: EPA 9056A - Anions, Ion Chromatography - Leach

Analyte	Result	Qualifier	RL	MDL	Unit	D	Prepared	Analyzed	Dil Fac
Fluoride	0.58		0.10	0.026	mg/L			01/17/19 15:08	1

Method: EPA 6020A - Metals (ICP/MS) - Leach

Analyte	Result	Qualifier	RL	MDL	Unit	D	Prepared	Analyzed	Dil Fac
Arsenic	2.3		1.0	0.32	ug/L		01/17/19 07:12	01/18/19 17:37	1
Barium	840		10	0.37	ug/L		01/17/19 07:12	01/18/19 17:37	1
Cadmium	ND		1.0	0.13	ug/L		01/17/19 07:12	01/18/19 17:37	1
Beryllium	ND		1.0	0.057	ug/L		01/17/19 07:12	01/18/19 17:37	1

TestAmerica Pittsburgh

Client: KPRG and Associates, Inc.
 Project/Site: Midwest Generation

TestAmerica Job ID: 180-85447-1

Client Sample ID: ABB pH 7.0
Date Collected: 01/04/19 11:10
Date Received: 01/05/19 09:30

Lab Sample ID: 180-85447-7
Matrix: Solid

Method: EPA 6020A - Metals (ICP/MS) - Leach (Continued)

Analyte	Result	Qualifier	RL	MDL	Unit	D	Prepared	Analyzed	Dil Fac
Chromium	1.7	J	2.0	0.63	ug/L		01/17/19 07:12	01/18/19 17:37	1
Lead	ND		1.0	0.094	ug/L		01/17/19 07:12	01/18/19 17:37	1
Selenium	ND		5.0	0.81	ug/L		01/17/19 07:12	01/18/19 17:37	1
Cobalt	0.23	J	0.50	0.075	ug/L		01/17/19 07:12	01/18/19 17:37	1
Molybdenum	3.4	J	5.0	0.47	ug/L		01/17/19 07:12	01/18/19 17:37	1
Antimony	ND		2.0	1.1	ug/L		01/17/19 07:12	01/18/19 17:37	1
Thallium	ND		1.0	0.063	ug/L		01/17/19 07:12	01/18/19 17:37	1
Lithium	7.4		5.0	2.6	ug/L		01/17/19 07:12	01/18/19 17:37	1

Method: EPA 7470A - Mercury (CVAA) - Leach

Analyte	Result	Qualifier	RL	MDL	Unit	D	Prepared	Analyzed	Dil Fac
Mercury	ND		0.20	0.065	ug/L		01/16/19 15:06	01/17/19 17:50	1

General Chemistry - Leach

Analyte	Result	Qualifier	RL	MDL	Unit	D	Prepared	Analyzed	Dil Fac
pH	7.2		0.1	0.1	SU			01/16/19 09:05	1
Specific Conductance	1300		1.0	1.0	umhos/cm			01/16/19 09:05	1
Oxidation Reduction Potential	210		10	10	millivolts			01/16/19 09:05	1

Client Sample ID: ABB pH 5.5
Date Collected: 01/04/19 11:10
Date Received: 01/05/19 09:30

Lab Sample ID: 180-85447-8
Matrix: Solid

Method: EPA 9056A - Anions, Ion Chromatography - Leach

Analyte	Result	Qualifier	RL	MDL	Unit	D	Prepared	Analyzed	Dil Fac
Fluoride	ND		0.50	0.13	mg/L			01/19/19 11:10	5

Method: EPA 6020A - Metals (ICP/MS) - Leach

Analyte	Result	Qualifier	RL	MDL	Unit	D	Prepared	Analyzed	Dil Fac
Arsenic	1.1		1.0	0.32	ug/L		01/18/19 12:59	01/19/19 17:32	1
Barium	2600		10	0.37	ug/L		01/18/19 12:59	01/19/19 17:32	1
Cadmium	0.55	J	1.0	0.13	ug/L		01/18/19 12:59	01/19/19 17:32	1
Beryllium	ND		1.0	0.057	ug/L		01/18/19 12:59	01/19/19 17:32	1
Chromium	1.7	J	2.0	0.63	ug/L		01/18/19 12:59	01/19/19 17:32	1
Lead	ND		1.0	0.094	ug/L		01/18/19 12:59	01/19/19 17:32	1
Selenium	0.85	J	5.0	0.81	ug/L		01/18/19 12:59	01/19/19 17:32	1
Cobalt	6.7		0.50	0.075	ug/L		01/18/19 12:59	01/19/19 17:32	1
Molybdenum	3.3	J	5.0	0.47	ug/L		01/18/19 12:59	01/19/19 17:32	1
Antimony	ND		2.0	1.1	ug/L		01/18/19 12:59	01/19/19 17:32	1
Thallium	0.15	J	1.0	0.063	ug/L		01/18/19 12:59	01/19/19 17:32	1
Lithium	34		5.0	2.6	ug/L		01/18/19 12:59	01/19/19 17:32	1

Method: EPA 7470A - Mercury (CVAA) - Leach

Analyte	Result	Qualifier	RL	MDL	Unit	D	Prepared	Analyzed	Dil Fac
Mercury	ND		0.20	0.065	ug/L		01/21/19 10:49	01/22/19 18:03	1

General Chemistry - Leach

Analyte	Result	Qualifier	RL	MDL	Unit	D	Prepared	Analyzed	Dil Fac
pH	5.9		0.1	0.1	SU			01/18/19 10:20	1
Specific Conductance	4400		1.0	1.0	umhos/cm			01/18/19 10:40	1
Oxidation Reduction Potential	240		10	10	millivolts			01/18/19 10:20	1

TestAmerica Pittsburgh

Client Sample Results

Client: KPRG and Associates, Inc.
Project/Site: Midwest Generation

TestAmerica Job ID: 180-85447-1

Client Sample ID: ABB pH 4.0

Date Collected: 01/04/19 11:10

Date Received: 01/05/19 09:30

Lab Sample ID: 180-85447-9

Matrix: Solid

Method: EPA 9056A - Anions, Ion Chromatography - Leach

Analyte	Result	Qualifier	RL	MDL	Unit	D	Prepared	Analyzed	Dil Fac
Fluoride	3.4		1.0	0.26	mg/L			01/19/19 11:25	10

Method: EPA 6020A - Metals (ICP/MS) - Leach

Analyte	Result	Qualifier	RL	MDL	Unit	D	Prepared	Analyzed	Dil Fac
Arsenic	3.5		1.0	0.32	ug/L		01/18/19 12:59	01/19/19 17:35	1
Barium	6900		10	0.37	ug/L		01/18/19 12:59	01/19/19 17:35	1
Cadmium	12		1.0	0.13	ug/L		01/18/19 12:59	01/19/19 17:35	1
Beryllium	16		1.0	0.057	ug/L		01/18/19 12:59	01/19/19 17:35	1
Chromium	29		2.0	0.63	ug/L		01/18/19 12:59	01/19/19 17:35	1
Lead	4.5		1.0	0.094	ug/L		01/18/19 12:59	01/19/19 17:35	1
Selenium	9.1		5.0	0.81	ug/L		01/18/19 12:59	01/19/19 17:35	1
Cobalt	160		0.50	0.075	ug/L		01/18/19 12:59	01/19/19 17:35	1
Molybdenum	0.83	J	5.0	0.47	ug/L		01/18/19 12:59	01/19/19 17:35	1
Antimony	ND		2.0	1.1	ug/L		01/18/19 12:59	01/19/19 17:35	1
Thallium	1.1		1.0	0.063	ug/L		01/18/19 12:59	01/19/19 17:35	1
Lithium	310		5.0	2.6	ug/L		01/18/19 12:59	01/19/19 17:35	1

Method: EPA 7470A - Mercury (CVAA) - Leach

Analyte	Result	Qualifier	RL	MDL	Unit	D	Prepared	Analyzed	Dil Fac
Mercury	ND		0.20	0.065	ug/L		01/21/19 10:49	01/22/19 18:04	1

General Chemistry - Leach

Analyte	Result	Qualifier	RL	MDL	Unit	D	Prepared	Analyzed	Dil Fac
pH	3.8		0.1	0.1	SU			01/18/19 10:20	1
Specific Conductance	14000		1.0	1.0	umhos/cm			01/18/19 10:40	1
Oxidation Reduction Potential	350		10	10	millivolts			01/18/19 10:20	1

Client Sample ID: ABB pH 2.0

Date Collected: 01/04/19 11:10

Date Received: 01/05/19 09:30

Lab Sample ID: 180-85447-10

Matrix: Solid

Method: EPA 9056A - Anions, Ion Chromatography - Leach

Analyte	Result	Qualifier	RL	MDL	Unit	D	Prepared	Analyzed	Dil Fac
Fluoride	ND		5.0	1.3	mg/L			02/07/19 23:30	50

Method: EPA 6020A - Metals (ICP/MS) - Leach

Analyte	Result	Qualifier	RL	MDL	Unit	D	Prepared	Analyzed	Dil Fac
Arsenic	40		10	3.2	ug/L		02/07/19 11:53	02/12/19 18:46	10
Barium	300000		100	3.7	ug/L		02/07/19 11:53	02/12/19 18:46	10
Cadmium	17		10	1.3	ug/L		02/07/19 11:53	02/12/19 18:46	10
Beryllium	160		10	0.57	ug/L		02/07/19 11:53	02/12/19 18:46	10
Chromium	2400		20	6.3	ug/L		02/07/19 11:53	02/12/19 18:46	10
Lead	180		10	0.94	ug/L		02/07/19 11:53	02/12/19 18:46	10
Selenium	28	J	50	8.1	ug/L		02/07/19 11:53	02/12/19 18:46	10
Cobalt	1300		5.0	0.75	ug/L		02/07/19 11:53	02/12/19 18:46	10
Molybdenum	ND		50	4.7	ug/L		02/07/19 11:53	02/12/19 18:46	10
Antimony	ND		20	11	ug/L		02/07/19 11:53	02/12/19 18:46	10
Thallium	4.7	J	10	0.63	ug/L		02/07/19 11:53	02/12/19 18:46	10
Lithium	2800		50	26	ug/L		02/07/19 11:53	02/12/19 18:46	10

TestAmerica Pittsburgh

Client Sample Results

Client: KPRG and Associates, Inc.
Project/Site: Midwest Generation

TestAmerica Job ID: 180-85447-1

Client Sample ID: ABB pH 2.0

Date Collected: 01/04/19 11:10
Date Received: 01/05/19 09:30

Lab Sample ID: 180-85447-10

Matrix: Solid

Method: EPA 7470A - Mercury (CVAA) - Leach

Analyte	Result	Qualifier	RL	MDL	Unit	D	Prepared	Analyzed	Dil Fac
Mercury	0.97		0.20	0.065	ug/L		02/07/19 10:44	02/08/19 10:23	1

General Chemistry - Leach

Analyte	Result	Qualifier	RL	MDL	Unit	D	Prepared	Analyzed	Dil Fac
pH	2.2		0.1	0.1	SU			02/07/19 08:30	1
Specific Conductance	78000		1.0	1.0	umhos/cm			02/07/19 08:30	1
Oxidation Reduction Potential	590		10	10	millivolts			02/07/19 08:30	1

Client Sample ID: ABB pH NATURAL

Date Collected: 01/04/19 11:10
Date Received: 01/05/19 09:30

Lab Sample ID: 180-85447-11

Matrix: Solid

Method: EPA 9056A - Anions, Ion Chromatography - Leach

Analyte	Result	Qualifier	RL	MDL	Unit	D	Prepared	Analyzed	Dil Fac
Fluoride	1.4		0.10	0.026	mg/L			01/17/19 12:00	1

Method: EPA 6020A - Metals (ICP/MS) - Leach

Analyte	Result	Qualifier	RL	MDL	Unit	D	Prepared	Analyzed	Dil Fac
Arsenic	4.8		1.0	0.32	ug/L		01/17/19 07:12	01/18/19 17:40	1
Barium	350		10	0.37	ug/L		01/17/19 07:12	01/18/19 17:40	1
Cadmium	0.18	J	1.0	0.13	ug/L		01/17/19 07:12	01/18/19 17:40	1
Beryllium	0.11	J	1.0	0.057	ug/L		01/17/19 07:12	01/18/19 17:40	1
Chromium	8.5		2.0	0.63	ug/L		01/17/19 07:12	01/18/19 17:40	1
Lead	3.3	B	1.0	0.094	ug/L		01/17/19 07:12	01/18/19 17:40	1
Selenium	ND		5.0	0.81	ug/L		01/17/19 07:12	01/18/19 17:40	1
Cobalt	1.4		0.50	0.075	ug/L		01/17/19 07:12	01/18/19 17:40	1
Molybdenum	3.9	J	5.0	0.47	ug/L		01/17/19 07:12	01/18/19 17:40	1
Antimony	ND		2.0	1.1	ug/L		01/17/19 07:12	01/18/19 17:40	1
Thallium	ND		1.0	0.063	ug/L		01/17/19 07:12	01/18/19 17:40	1
Lithium	3.4	J	5.0	2.6	ug/L		01/17/19 07:12	01/18/19 17:40	1

Method: EPA 7470A - Mercury (CVAA) - Leach

Analyte	Result	Qualifier	RL	MDL	Unit	D	Prepared	Analyzed	Dil Fac
Mercury	ND		0.20	0.065	ug/L		01/16/19 15:06	01/17/19 17:45	1

General Chemistry - Leach

Analyte	Result	Qualifier	RL	MDL	Unit	D	Prepared	Analyzed	Dil Fac
pH	9.0		0.1	0.1	SU			01/16/19 09:05	1
Specific Conductance	210		1.0	1.0	umhos/cm			01/16/19 09:05	1
Oxidation Reduction Potential	310		10	10	millivolts			01/16/19 09:05	1

Client Sample ID: ASB PRETEST

Date Collected: 01/04/19 11:45
Date Received: 01/05/19 09:30

Lab Sample ID: 180-85447-12

Matrix: Solid

General Chemistry

Analyte	Result	Qualifier	RL	MDL	Unit	D	Prepared	Analyzed	Dil Fac
Percent Moisture	1.3		0.1	0.1	%			01/11/19 08:56	1
Percent Solids	98.7		0.1	0.1	%			01/11/19 08:56	1

TestAmerica Pittsburgh

Client Sample Results

Client: KPRG and Associates, Inc.
Project/Site: Midwest Generation

TestAmerica Job ID: 180-85447-1

Client Sample ID: ASB PRETEST

Lab Sample ID: 180-85447-12

Date Collected: 01/04/19 11:45

Matrix: Solid

Date Received: 01/05/19 09:30

General Chemistry - Leach

Analyte	Result	Qualifier	RL	MDL	Unit	D	Prepared	Analyzed	Dil Fac
pH	8.0		0.1	0.1	SU			01/16/19 09:05	1
pH	7.8		0.1	0.1	SU			01/16/19 09:05	1
pH	4.9		0.1	0.1	SU			01/23/19 07:40	1

Client Sample ID: ASB pH 13.0

Lab Sample ID: 180-85447-13

Date Collected: 01/04/19 11:45

Matrix: Solid

Date Received: 01/05/19 09:30

Method: EPA 9056A - Anions, Ion Chromatography - Leach

Analyte	Result	Qualifier	RL	MDL	Unit	D	Prepared	Analyzed	Dil Fac
Fluoride	0.62		0.50	0.13	mg/L			01/18/19 11:26	5

Method: EPA 6020A - Metals (ICP/MS) - Leach

Analyte	Result	Qualifier	RL	MDL	Unit	D	Prepared	Analyzed	Dil Fac
Arsenic	30		1.0	0.32	ug/L		01/17/19 07:12	01/18/19 17:43	1
Barium	29		10	0.37	ug/L		01/17/19 07:12	01/18/19 17:43	1
Cadmium	ND		1.0	0.13	ug/L		01/17/19 07:12	01/18/19 17:43	1
Beryllium	ND		1.0	0.057	ug/L		01/17/19 07:12	01/18/19 17:43	1
Chromium	3.2		2.0	0.63	ug/L		01/17/19 07:12	01/18/19 17:43	1
Lead	0.43	J B	1.0	0.094	ug/L		01/17/19 07:12	01/18/19 17:43	1
Selenium	11		5.0	0.81	ug/L		01/17/19 07:12	01/18/19 17:43	1
Cobalt	0.97		0.50	0.075	ug/L		01/17/19 07:12	01/18/19 17:43	1
Molybdenum	6.4		5.0	0.47	ug/L		01/17/19 07:12	01/18/19 17:43	1
Antimony	4.1		2.0	1.1	ug/L		01/17/19 07:12	01/18/19 17:43	1
Thallium	ND		1.0	0.063	ug/L		01/17/19 07:12	01/18/19 17:43	1
Lithium	ND		5.0	2.6	ug/L		01/17/19 07:12	01/18/19 17:43	1

Method: EPA 7470A - Mercury (CVAA) - Leach

Analyte	Result	Qualifier	RL	MDL	Unit	D	Prepared	Analyzed	Dil Fac
Mercury	ND		0.20	0.065	ug/L		01/16/19 15:06	01/17/19 17:51	1

General Chemistry - Leach

Analyte	Result	Qualifier	RL	MDL	Unit	D	Prepared	Analyzed	Dil Fac
pH	12.7		0.1	0.1	SU			01/16/19 09:05	1
Specific Conductance	16000		1.0	1.0	umhos/cm			01/16/19 09:05	1
Oxidation Reduction Potential	- 86		10	10	millivolts			01/16/19 09:05	1

Client Sample ID: ASB pH 12.0

Lab Sample ID: 180-85447-14

Date Collected: 01/04/19 11:45

Matrix: Solid

Date Received: 01/05/19 09:30

Method: EPA 9056A - Anions, Ion Chromatography - Leach

Analyte	Result	Qualifier	RL	MDL	Unit	D	Prepared	Analyzed	Dil Fac
Fluoride	2.0		0.50	0.13	mg/L			01/17/19 18:02	5

Method: EPA 6020A - Metals (ICP/MS) - Leach

Analyte	Result	Qualifier	RL	MDL	Unit	D	Prepared	Analyzed	Dil Fac
Arsenic	23		1.0	0.32	ug/L		01/17/19 07:12	01/18/19 17:47	1
Barium	30		10	0.37	ug/L		01/17/19 07:12	01/18/19 17:47	1
Cadmium	ND		1.0	0.13	ug/L		01/17/19 07:12	01/18/19 17:47	1
Beryllium	ND		1.0	0.057	ug/L		01/17/19 07:12	01/18/19 17:47	1

TestAmerica Pittsburgh

Client: KPRG and Associates, Inc.
 Project/Site: Midwest Generation

TestAmerica Job ID: 180-85447-1

Client Sample ID: ASB pH 12.0
Date Collected: 01/04/19 11:45
Date Received: 01/05/19 09:30

Lab Sample ID: 180-85447-14
Matrix: Solid

Method: EPA 6020A - Metals (ICP/MS) - Leach (Continued)

Analyte	Result	Qualifier	RL	MDL	Unit	D	Prepared	Analyzed	Dil Fac
Chromium	3.9		2.0	0.63	ug/L		01/17/19 07:12	01/18/19 17:47	1
Lead	0.24	J B	1.0	0.094	ug/L		01/17/19 07:12	01/18/19 17:47	1
Selenium	8.8		5.0	0.81	ug/L		01/17/19 07:12	01/18/19 17:47	1
Cobalt	0.39	J	0.50	0.075	ug/L		01/17/19 07:12	01/18/19 17:47	1
Molybdenum	5.6		5.0	0.47	ug/L		01/17/19 07:12	01/18/19 17:47	1
Antimony	3.2		2.0	1.1	ug/L		01/17/19 07:12	01/18/19 17:47	1
Thallium	ND		1.0	0.063	ug/L		01/17/19 07:12	01/18/19 17:47	1
Lithium	ND		5.0	2.6	ug/L		01/17/19 07:12	01/18/19 17:47	1

Method: EPA 7470A - Mercury (CVAA) - Leach

Analyte	Result	Qualifier	RL	MDL	Unit	D	Prepared	Analyzed	Dil Fac
Mercury	ND		0.20	0.065	ug/L		01/16/19 15:06	01/17/19 17:56	1

General Chemistry - Leach

Analyte	Result	Qualifier	RL	MDL	Unit	D	Prepared	Analyzed	Dil Fac
pH	12.4		0.1	0.1	SU			01/16/19 09:05	1
Specific Conductance	6200		1.0	1.0	umhos/cm			01/16/19 09:05	1
Oxidation Reduction Potential	- 24		10	10	millivolts			01/16/19 09:05	1

Client Sample ID: ASB pH 10.5
Date Collected: 01/04/19 11:45
Date Received: 01/05/19 09:30

Lab Sample ID: 180-85447-15
Matrix: Solid

Method: EPA 9056A - Anions, Ion Chromatography - Leach

Analyte	Result	Qualifier	RL	MDL	Unit	D	Prepared	Analyzed	Dil Fac
Fluoride	1.2		0.10	0.026	mg/L			01/17/19 15:24	1

Method: EPA 6020A - Metals (ICP/MS) - Leach

Analyte	Result	Qualifier	RL	MDL	Unit	D	Prepared	Analyzed	Dil Fac
Arsenic	12		1.0	0.32	ug/L		01/17/19 07:12	01/18/19 17:50	1
Barium	44		10	0.37	ug/L		01/17/19 07:12	01/18/19 17:50	1
Cadmium	ND		1.0	0.13	ug/L		01/17/19 07:12	01/18/19 17:50	1
Beryllium	ND		1.0	0.057	ug/L		01/17/19 07:12	01/18/19 17:50	1
Chromium	4.1		2.0	0.63	ug/L		01/17/19 07:12	01/18/19 17:50	1
Lead	0.19	J B	1.0	0.094	ug/L		01/17/19 07:12	01/18/19 17:50	1
Selenium	3.8	J	5.0	0.81	ug/L		01/17/19 07:12	01/18/19 17:50	1
Cobalt	0.21	J	0.50	0.075	ug/L		01/17/19 07:12	01/18/19 17:50	1
Molybdenum	3.8	J	5.0	0.47	ug/L		01/17/19 07:12	01/18/19 17:50	1
Antimony	2.2		2.0	1.1	ug/L		01/17/19 07:12	01/18/19 17:50	1
Thallium	ND		1.0	0.063	ug/L		01/17/19 07:12	01/18/19 17:50	1
Lithium	ND		5.0	2.6	ug/L		01/17/19 07:12	01/18/19 17:50	1

Method: EPA 7470A - Mercury (CVAA) - Leach

Analyte	Result	Qualifier	RL	MDL	Unit	D	Prepared	Analyzed	Dil Fac
Mercury	ND		0.20	0.065	ug/L		01/16/19 15:06	01/17/19 17:57	1

General Chemistry - Leach

Analyte	Result	Qualifier	RL	MDL	Unit	D	Prepared	Analyzed	Dil Fac
pH	10.8		0.1	0.1	SU			01/16/19 09:05	1
Specific Conductance	760		1.0	1.0	umhos/cm			01/16/19 09:05	1
Oxidation Reduction Potential	45		10	10	millivolts			01/16/19 09:05	1

TestAmerica Pittsburgh

Client: KPRG and Associates, Inc.
 Project/Site: Midwest Generation

TestAmerica Job ID: 180-85447-1

Client Sample ID: ASB pH 8.0
Date Collected: 01/04/19 11:45
Date Received: 01/05/19 09:30

Lab Sample ID: 180-85447-17
Matrix: Solid

Method: EPA 9056A - Anions, Ion Chromatography - Leach

Analyte	Result	Qualifier	RL	MDL	Unit	D	Prepared	Analyzed	Dil Fac
Fluoride	0.41		0.10	0.026	mg/L			01/17/19 15:40	1

Method: EPA 6020A - Metals (ICP/MS) - Leach

Analyte	Result	Qualifier	RL	MDL	Unit	D	Prepared	Analyzed	Dil Fac
Arsenic	2.3		1.0	0.32	ug/L		01/17/19 07:12	01/18/19 17:53	1
Barium	270		10	0.37	ug/L		01/17/19 07:12	01/18/19 17:53	1
Cadmium	ND		1.0	0.13	ug/L		01/17/19 07:12	01/18/19 17:53	1
Beryllium	ND		1.0	0.057	ug/L		01/17/19 07:12	01/18/19 17:53	1
Chromium	1.8	J	2.0	0.63	ug/L		01/17/19 07:12	01/18/19 17:53	1
Lead	ND		1.0	0.094	ug/L		01/17/19 07:12	01/18/19 17:53	1
Selenium	ND		5.0	0.81	ug/L		01/17/19 07:12	01/18/19 17:53	1
Cobalt	0.081	J	0.50	0.075	ug/L		01/17/19 07:12	01/18/19 17:53	1
Molybdenum	2.7	J	5.0	0.47	ug/L		01/17/19 07:12	01/18/19 17:53	1
Antimony	1.1	J	2.0	1.1	ug/L		01/17/19 07:12	01/18/19 17:53	1
Thallium	ND		1.0	0.063	ug/L		01/17/19 07:12	01/18/19 17:53	1
Lithium	14		5.0	2.6	ug/L		01/17/19 07:12	01/18/19 17:53	1

Method: EPA 7470A - Mercury (CVAA) - Leach

Analyte	Result	Qualifier	RL	MDL	Unit	D	Prepared	Analyzed	Dil Fac
Mercury	ND		0.20	0.065	ug/L		01/16/19 15:06	01/17/19 17:58	1

General Chemistry - Leach

Analyte	Result	Qualifier	RL	MDL	Unit	D	Prepared	Analyzed	Dil Fac
pH	8.3		0.1	0.1	SU			01/16/19 09:05	1
Specific Conductance	720		1.0	1.0	umhos/cm			01/16/19 09:05	1
Oxidation Reduction Potential	160		10	10	millivolts			01/16/19 09:05	1

Client Sample ID: ASB pH 7.0
Date Collected: 01/04/19 11:45
Date Received: 01/05/19 09:30

Lab Sample ID: 180-85447-18
Matrix: Solid

Method: EPA 9056A - Anions, Ion Chromatography - Leach

Analyte	Result	Qualifier	RL	MDL	Unit	D	Prepared	Analyzed	Dil Fac
Fluoride	0.29		0.25	0.066	mg/L			01/17/19 18:18	2.5

Method: EPA 6020A - Metals (ICP/MS) - Leach

Analyte	Result	Qualifier	RL	MDL	Unit	D	Prepared	Analyzed	Dil Fac
Arsenic	4.2		1.0	0.32	ug/L		01/17/19 07:12	01/18/19 17:57	1
Barium	1300		10	0.37	ug/L		01/17/19 07:12	01/18/19 17:57	1
Cadmium	ND		1.0	0.13	ug/L		01/17/19 07:12	01/18/19 17:57	1
Beryllium	ND		1.0	0.057	ug/L		01/17/19 07:12	01/18/19 17:57	1
Chromium	1.6	J	2.0	0.63	ug/L		01/17/19 07:12	01/18/19 17:57	1
Lead	ND		1.0	0.094	ug/L		01/17/19 07:12	01/18/19 17:57	1
Selenium	0.96	J	5.0	0.81	ug/L		01/17/19 07:12	01/18/19 17:57	1
Cobalt	0.59		0.50	0.075	ug/L		01/17/19 07:12	01/18/19 17:57	1
Molybdenum	3.4	J	5.0	0.47	ug/L		01/17/19 07:12	01/18/19 17:57	1
Antimony	1.1	J	2.0	1.1	ug/L		01/17/19 07:12	01/18/19 17:57	1
Thallium	0.088	J	1.0	0.063	ug/L		01/17/19 07:12	01/18/19 17:57	1
Lithium	35		5.0	2.6	ug/L		01/17/19 07:12	01/18/19 17:57	1

Client Sample Results

Client: KPRG and Associates, Inc.
Project/Site: Midwest Generation

TestAmerica Job ID: 180-85447-1

Client Sample ID: ASB pH 7.0

Date Collected: 01/04/19 11:45
Date Received: 01/05/19 09:30

Lab Sample ID: 180-85447-18

Matrix: Solid

Method: EPA 7470A - Mercury (CVAA) - Leach

Analyte	Result	Qualifier	RL	MDL	Unit	D	Prepared	Analyzed	Dil Fac
Mercury	ND		0.20	0.065	ug/L		01/16/19 15:06	01/17/19 17:59	1

General Chemistry - Leach

Analyte	Result	Qualifier	RL	MDL	Unit	D	Prepared	Analyzed	Dil Fac
pH	7.4		0.1	0.1	SU			01/16/19 09:05	1
Specific Conductance	4200		1.0	1.0	umhos/cm			01/16/19 09:05	1
Oxidation Reduction Potential	210		10	10	millivolts			01/16/19 09:05	1

Client Sample ID: ASB pH 5.5

Date Collected: 01/04/19 11:45
Date Received: 01/05/19 09:30

Lab Sample ID: 180-85447-19

Matrix: Solid

Method: EPA 9056A - Anions, Ion Chromatography - Leach

Analyte	Result	Qualifier	RL	MDL	Unit	D	Prepared	Analyzed	Dil Fac
Fluoride	ND		1.0	0.26	mg/L			01/19/19 11:41	10

Method: EPA 6020A - Metals (ICP/MS) - Leach

Analyte	Result	Qualifier	RL	MDL	Unit	D	Prepared	Analyzed	Dil Fac
Arsenic	2.1		1.0	0.32	ug/L		01/18/19 12:59	01/19/19 17:38	1
Barium	2100		10	0.37	ug/L		01/18/19 12:59	01/19/19 17:38	1
Cadmium	1.6		1.0	0.13	ug/L		01/18/19 12:59	01/19/19 17:38	1
Beryllium	ND		1.0	0.057	ug/L		01/18/19 12:59	01/19/19 17:38	1
Chromium	1.7	J	2.0	0.63	ug/L		01/18/19 12:59	01/19/19 17:38	1
Lead	ND		1.0	0.094	ug/L		01/18/19 12:59	01/19/19 17:38	1
Selenium	1.2	J	5.0	0.81	ug/L		01/18/19 12:59	01/19/19 17:38	1
Cobalt	33		0.50	0.075	ug/L		01/18/19 12:59	01/19/19 17:38	1
Molybdenum	3.9	J	5.0	0.47	ug/L		01/18/19 12:59	01/19/19 17:38	1
Antimony	ND		2.0	1.1	ug/L		01/18/19 12:59	01/19/19 17:38	1
Thallium	0.40	J	1.0	0.063	ug/L		01/18/19 12:59	01/19/19 17:38	1
Lithium	140		5.0	2.6	ug/L		01/18/19 12:59	01/19/19 17:38	1

Method: EPA 7470A - Mercury (CVAA) - Leach

Analyte	Result	Qualifier	RL	MDL	Unit	D	Prepared	Analyzed	Dil Fac
Mercury	ND		0.20	0.065	ug/L		01/21/19 10:49	01/22/19 18:05	1

General Chemistry - Leach

Analyte	Result	Qualifier	RL	MDL	Unit	D	Prepared	Analyzed	Dil Fac
pH	5.7		0.1	0.1	SU			01/18/19 10:20	1
Specific Conductance	15000		1.0	1.0	umhos/cm			01/18/19 10:40	1
Oxidation Reduction Potential	240		10	10	millivolts			01/18/19 10:20	1

Client Sample ID: ASB pH 4.0

Date Collected: 01/04/19 11:45
Date Received: 01/05/19 09:30

Lab Sample ID: 180-85447-20

Matrix: Solid

Method: EPA 9056A - Anions, Ion Chromatography - Leach

Analyte	Result	Qualifier	RL	MDL	Unit	D	Prepared	Analyzed	Dil Fac
Fluoride	7.9		2.5	0.66	mg/L			01/24/19 19:53	25

Client: KPRG and Associates, Inc.
 Project/Site: Midwest Generation

TestAmerica Job ID: 180-85447-1

Client Sample ID: ASB pH 4.0

Lab Sample ID: 180-85447-20

Date Collected: 01/04/19 11:45

Matrix: Solid

Date Received: 01/05/19 09:30

Method: EPA 6020A - Metals (ICP/MS) - Leach

Analyte	Result	Qualifier	RL	MDL	Unit	D	Prepared	Analyzed	Dil Fac
Arsenic	14		10	3.2	ug/L		01/23/19 12:55	01/25/19 14:30	10
Barium	3800		100	3.7	ug/L		01/23/19 12:55	01/25/19 14:30	10
Cadmium	29		10	1.3	ug/L		01/23/19 12:55	01/25/19 14:30	10
Beryllium	22		10	0.57	ug/L		01/23/19 12:55	01/25/19 14:30	10
Chromium	21	B	20	6.3	ug/L		01/23/19 12:55	01/25/19 14:30	10
Lead	5.9	J	10	0.94	ug/L		01/23/19 12:55	01/25/19 14:30	10
Selenium	32	J	50	8.1	ug/L		01/23/19 12:55	01/25/19 14:30	10
Cobalt	360		5.0	0.75	ug/L		01/23/19 12:55	01/25/19 14:30	10
Molybdenum	ND		50	4.7	ug/L		01/23/19 12:55	01/25/19 14:30	10
Antimony	ND		20	11	ug/L		01/23/19 12:55	01/25/19 14:30	10
Thallium	2.3	J	10	0.63	ug/L		01/23/19 12:55	01/25/19 14:30	10
Lithium	520		50	26	ug/L		01/23/19 12:55	01/25/19 14:30	10

Method: EPA 7470A - Mercury (CVAA) - Leach

Analyte	Result	Qualifier	RL	MDL	Unit	D	Prepared	Analyzed	Dil Fac
Mercury	ND		0.20	0.065	ug/L		01/31/19 07:10	01/31/19 16:42	1

General Chemistry - Leach

Analyte	Result	Qualifier	RL	MDL	Unit	D	Prepared	Analyzed	Dil Fac
pH	4.1		0.1	0.1	SU			01/23/19 07:40	1
Specific Conductance	26000		1.0	1.0	umhos/cm			01/23/19 07:40	1
Oxidation Reduction Potential	360		10	10	millivolts			01/23/19 07:40	1

Client Sample ID: ASB pH 2.0

Lab Sample ID: 180-85447-21

Date Collected: 01/04/19 11:45

Matrix: Solid

Date Received: 01/05/19 09:30

Method: EPA 9056A - Anions, Ion Chromatography - Leach

Analyte	Result	Qualifier	RL	MDL	Unit	D	Prepared	Analyzed	Dil Fac
Fluoride	1.9	J	5.0	1.3	mg/L			02/07/19 23:46	50

Method: EPA 6020A - Metals (ICP/MS) - Leach

Analyte	Result	Qualifier	RL	MDL	Unit	D	Prepared	Analyzed	Dil Fac
Arsenic	42		10	3.2	ug/L		02/07/19 11:53	02/12/19 18:51	10
Barium	50000		100	3.7	ug/L		02/07/19 11:53	02/12/19 18:51	10
Cadmium	37		10	1.3	ug/L		02/07/19 11:53	02/12/19 18:51	10
Beryllium	150		10	0.57	ug/L		02/07/19 11:53	02/12/19 18:51	10
Chromium	700		20	6.3	ug/L		02/07/19 11:53	02/12/19 18:51	10
Lead	200		10	0.94	ug/L		02/07/19 11:53	02/12/19 18:51	10
Selenium	41	J	50	8.1	ug/L		02/07/19 11:53	02/12/19 18:51	10
Cobalt	1200		5.0	0.75	ug/L		02/07/19 11:53	02/12/19 18:51	10
Molybdenum	ND		50	4.7	ug/L		02/07/19 11:53	02/12/19 18:51	10
Antimony	ND		20	11	ug/L		02/07/19 11:53	02/12/19 18:51	10
Thallium	8.8	J	10	0.63	ug/L		02/07/19 11:53	02/12/19 18:51	10
Lithium	2400		50	26	ug/L		02/07/19 11:53	02/12/19 18:51	10

Method: EPA 7470A - Mercury (CVAA) - Leach

Analyte	Result	Qualifier	RL	MDL	Unit	D	Prepared	Analyzed	Dil Fac
Mercury	ND		0.20	0.065	ug/L		02/07/19 10:44	02/08/19 10:22	1

TestAmerica Pittsburgh

Client: KPRG and Associates, Inc.
 Project/Site: Midwest Generation

TestAmerica Job ID: 180-85447-1

Client Sample ID: ASB pH 2.0
 Date Collected: 01/04/19 11:45
 Date Received: 01/05/19 09:30

Lab Sample ID: 180-85447-21
 Matrix: Solid

General Chemistry - Leach

Analyte	Result	Qualifier	RL	MDL	Unit	D	Prepared	Analyzed	Dil Fac
pH	2.4		0.1	0.1	SU			02/07/19 08:30	1
Specific Conductance	77000		1.0	1.0	umhos/cm			02/07/19 08:30	1
Oxidation Reduction Potential	550		10	10	millivolts			02/07/19 08:30	1

Client Sample ID: ASB pH NATURAL
 Date Collected: 01/04/19 11:45
 Date Received: 01/05/19 09:30

Lab Sample ID: 180-85447-22
 Matrix: Solid

Method: EPA 9056A - Anions, Ion Chromatography - Leach

Analyte	Result	Qualifier	RL	MDL	Unit	D	Prepared	Analyzed	Dil Fac
Fluoride	0.45		0.10	0.026	mg/L			01/17/19 10:28	1

Method: EPA 6020A - Metals (ICP/MS) - Leach

Analyte	Result	Qualifier	RL	MDL	Unit	D	Prepared	Analyzed	Dil Fac
Arsenic	3.3		1.0	0.32	ug/L		01/17/19 07:12	01/18/19 18:00	1
Barium	150		10	0.37	ug/L		01/17/19 07:12	01/18/19 18:00	1
Cadmium	ND		1.0	0.13	ug/L		01/17/19 07:12	01/18/19 18:00	1
Beryllium	ND		1.0	0.057	ug/L		01/17/19 07:12	01/18/19 18:00	1
Chromium	2.0		2.0	0.63	ug/L		01/17/19 07:12	01/18/19 18:00	1
Lead	ND		1.0	0.094	ug/L		01/17/19 07:12	01/18/19 18:00	1
Selenium	ND		5.0	0.81	ug/L		01/17/19 07:12	01/18/19 18:00	1
Cobalt	ND		0.50	0.075	ug/L		01/17/19 07:12	01/18/19 18:00	1
Molybdenum	2.9 J		5.0	0.47	ug/L		01/17/19 07:12	01/18/19 18:00	1
Antimony	1.3 J		2.0	1.1	ug/L		01/17/19 07:12	01/18/19 18:00	1
Thallium	ND		1.0	0.063	ug/L		01/17/19 07:12	01/18/19 18:00	1
Lithium	9.7		5.0	2.6	ug/L		01/17/19 07:12	01/18/19 18:00	1

Method: EPA 7470A - Mercury (CVAA) - Leach

Analyte	Result	Qualifier	RL	MDL	Unit	D	Prepared	Analyzed	Dil Fac
Mercury	ND		0.20	0.065	ug/L		01/16/19 15:06	01/17/19 17:46	1

General Chemistry - Leach

Analyte	Result	Qualifier	RL	MDL	Unit	D	Prepared	Analyzed	Dil Fac
pH	8.6		0.1	0.1	SU			01/16/19 09:05	1
Specific Conductance	300		1.0	1.0	umhos/cm			01/16/19 09:05	1
Oxidation Reduction Potential	180		10	10	millivolts			01/16/19 09:05	1

Client Sample ID: MB LOW
 Date Collected: 01/04/19 00:00
 Date Received: 01/05/19 09:30

Lab Sample ID: 180-85447-23
 Matrix: Solid

Method: EPA 9056A - Anions, Ion Chromatography - Leach

Analyte	Result	Qualifier	RL	MDL	Unit	D	Prepared	Analyzed	Dil Fac
Fluoride	ND		10	2.6	mg/L			01/19/19 11:56	100

Method: EPA 6020A - Metals (ICP/MS) - Leach

Analyte	Result	Qualifier	RL	MDL	Unit	D	Prepared	Analyzed	Dil Fac
Arsenic	ND		1.0	0.32	ug/L		01/18/19 12:59	01/19/19 17:41	1
Barium	1.9 J		10	0.37	ug/L		01/18/19 12:59	01/19/19 17:41	1
Cadmium	ND		1.0	0.13	ug/L		01/18/19 12:59	01/19/19 17:41	1
Beryllium	ND		1.0	0.057	ug/L		01/18/19 12:59	01/19/19 17:41	1

TestAmerica Pittsburgh

Client: KPRG and Associates, Inc.
 Project/Site: Midwest Generation

TestAmerica Job ID: 180-85447-1

Client Sample ID: MB LOW
Date Collected: 01/04/19 00:00
Date Received: 01/05/19 09:30

Lab Sample ID: 180-85447-23
Matrix: Solid

Method: EPA 6020A - Metals (ICP/MS) - Leach (Continued)

Analyte	Result	Qualifier	RL	MDL	Unit	D	Prepared	Analyzed	Dil Fac
Chromium	1.6	J	2.0	0.63	ug/L		01/18/19 12:59	01/19/19 17:41	1
Lead	ND		1.0	0.094	ug/L		01/18/19 12:59	01/19/19 17:41	1
Selenium	ND		5.0	0.81	ug/L		01/18/19 12:59	01/19/19 17:41	1
Cobalt	ND		0.50	0.075	ug/L		01/18/19 12:59	01/19/19 17:41	1
Molybdenum	ND		5.0	0.47	ug/L		01/18/19 12:59	01/19/19 17:41	1
Antimony	ND		2.0	1.1	ug/L		01/18/19 12:59	01/19/19 17:41	1
Thallium	ND		1.0	0.063	ug/L		01/18/19 12:59	01/19/19 17:41	1
Lithium	ND		5.0	2.6	ug/L		01/18/19 12:59	01/19/19 17:41	1

Method: EPA 7470A - Mercury (CVAA) - Leach

Analyte	Result	Qualifier	RL	MDL	Unit	D	Prepared	Analyzed	Dil Fac
Mercury	ND		0.20	0.065	ug/L		01/21/19 10:49	01/22/19 18:06	1

General Chemistry - Leach

Analyte	Result	Qualifier	RL	MDL	Unit	D	Prepared	Analyzed	Dil Fac
pH	0.8		0.1	0.1	SU			01/18/19 10:20	1
Specific Conductance	120000		1.0	1.0	umhos/cm			01/18/19 10:40	1
Oxidation Reduction Potential	580		10	10	millivolts			01/18/19 10:20	1

Client Sample ID: MB NATURAL

Date Collected: 01/04/19 00:00
Date Received: 01/05/19 09:30

Lab Sample ID: 180-85447-24
Matrix: Solid

Method: EPA 9056A - Anions, Ion Chromatography - Leach

Analyte	Result	Qualifier	RL	MDL	Unit	D	Prepared	Analyzed	Dil Fac
Fluoride	ND		0.10	0.026	mg/L			01/17/19 10:43	1

Method: EPA 6020A - Metals (ICP/MS) - Leach

Analyte	Result	Qualifier	RL	MDL	Unit	D	Prepared	Analyzed	Dil Fac
Arsenic	ND		1.0	0.32	ug/L		01/17/19 07:12	01/18/19 18:10	1
Barium	7.5	J	10	0.37	ug/L		01/17/19 07:12	01/18/19 18:10	1
Cadmium	ND		1.0	0.13	ug/L		01/17/19 07:12	01/18/19 18:10	1
Beryllium	ND		1.0	0.057	ug/L		01/17/19 07:12	01/18/19 18:10	1
Chromium	1.8	J	2.0	0.63	ug/L		01/17/19 07:12	01/18/19 18:10	1
Lead	ND		1.0	0.094	ug/L		01/17/19 07:12	01/18/19 18:10	1
Selenium	ND		5.0	0.81	ug/L		01/17/19 07:12	01/18/19 18:10	1
Cobalt	ND		0.50	0.075	ug/L		01/17/19 07:12	01/18/19 18:10	1
Molybdenum	ND		5.0	0.47	ug/L		01/17/19 07:12	01/18/19 18:10	1
Antimony	ND		2.0	1.1	ug/L		01/17/19 07:12	01/18/19 18:10	1
Thallium	ND		1.0	0.063	ug/L		01/17/19 07:12	01/18/19 18:10	1
Lithium	ND		5.0	2.6	ug/L		01/17/19 07:12	01/18/19 18:10	1

Method: EPA 7470A - Mercury (CVAA) - Leach

Analyte	Result	Qualifier	RL	MDL	Unit	D	Prepared	Analyzed	Dil Fac
Mercury	ND		0.20	0.065	ug/L		01/16/19 15:06	01/17/19 18:03	1

General Chemistry - Leach

Analyte	Result	Qualifier	RL	MDL	Unit	D	Prepared	Analyzed	Dil Fac
pH	7.5		0.1	0.1	SU			01/16/19 09:05	1
Specific Conductance	4.2		1.0	1.0	umhos/cm			01/16/19 09:05	1
Oxidation Reduction Potential	140		10	10	millivolts			01/16/19 09:05	1

TestAmerica Pittsburgh

Client: KPRG and Associates, Inc.
 Project/Site: Midwest Generation

TestAmerica Job ID: 180-85447-1

Client Sample ID: MB HIGH
Date Collected: 01/04/19 00:00
Date Received: 01/05/19 09:30

Lab Sample ID: 180-85447-25
Matrix: Solid

Method: EPA 9056A - Anions, Ion Chromatography - Leach

Analyte	Result	Qualifier	RL	MDL	Unit	D	Prepared	Analyzed	Dil Fac
Fluoride	ND		0.50	0.13	mg/L			01/18/19 11:41	5

Method: EPA 6020A - Metals (ICP/MS) - Leach

Analyte	Result	Qualifier	RL	MDL	Unit	D	Prepared	Analyzed	Dil Fac
Arsenic	ND		1.0	0.32	ug/L		01/17/19 07:12	01/18/19 18:13	1
Barium	1.7	J	10	0.37	ug/L		01/17/19 07:12	01/18/19 18:13	1
Cadmium	ND		1.0	0.13	ug/L		01/17/19 07:12	01/18/19 18:13	1
Beryllium	ND		1.0	0.057	ug/L		01/17/19 07:12	01/18/19 18:13	1
Chromium	2.1		2.0	0.63	ug/L		01/17/19 07:12	01/18/19 18:13	1
Lead	ND		1.0	0.094	ug/L		01/17/19 07:12	01/18/19 18:13	1
Selenium	ND		5.0	0.81	ug/L		01/17/19 07:12	01/18/19 18:13	1
Cobalt	ND		0.50	0.075	ug/L		01/17/19 07:12	01/18/19 18:13	1
Molybdenum	ND		5.0	0.47	ug/L		01/17/19 07:12	01/18/19 18:13	1
Antimony	ND		2.0	1.1	ug/L		01/17/19 07:12	01/18/19 18:13	1
Thallium	ND		1.0	0.063	ug/L		01/17/19 07:12	01/18/19 18:13	1
Lithium	ND		5.0	2.6	ug/L		01/17/19 07:12	01/18/19 18:13	1

Method: EPA 7470A - Mercury (CVAA) - Leach

Analyte	Result	Qualifier	RL	MDL	Unit	D	Prepared	Analyzed	Dil Fac
Mercury	ND		0.20	0.065	ug/L		01/16/19 15:06	01/17/19 18:00	1

General Chemistry - Leach

Analyte	Result	Qualifier	RL	MDL	Unit	D	Prepared	Analyzed	Dil Fac
pH	12.8		0.1	0.1	SU			01/16/19 09:05	1
Specific Conductance	23000		1.0	1.0	umhos/cm			01/16/19 09:05	1
Oxidation Reduction Potential	- 34		10	10	millivolts			01/16/19 09:05	1

Client Sample ID: MB LOW 1

Date Collected: 01/21/19 00:00
Date Received: 01/05/19 09:30

Lab Sample ID: 180-85447-49
Matrix: Solid

Method: EPA 9056A - Anions, Ion Chromatography - Leach

Analyte	Result	Qualifier	RL	MDL	Unit	D	Prepared	Analyzed	Dil Fac
Fluoride	ND		10	2.6	mg/L			01/24/19 20:09	100

Method: EPA 6020A - Metals (ICP/MS) - Leach

Analyte	Result	Qualifier	RL	MDL	Unit	D	Prepared	Analyzed	Dil Fac
Arsenic	ND		1.0	0.32	ug/L		01/23/19 12:55	01/24/19 18:46	1
Barium	2.5	J	10	0.37	ug/L		01/23/19 12:55	01/24/19 18:46	1
Cadmium	ND		1.0	0.13	ug/L		01/23/19 12:55	01/24/19 18:46	1
Beryllium	ND		1.0	0.057	ug/L		01/23/19 12:55	01/24/19 18:46	1
Chromium	1.4	J B	2.0	0.63	ug/L		01/23/19 12:55	01/24/19 18:46	1
Lead	ND		1.0	0.094	ug/L		01/23/19 12:55	01/24/19 18:46	1
Selenium	ND		5.0	0.81	ug/L		01/23/19 12:55	01/24/19 18:46	1
Cobalt	ND		0.50	0.075	ug/L		01/23/19 12:55	01/24/19 18:46	1
Molybdenum	ND		5.0	0.47	ug/L		01/23/19 12:55	01/24/19 18:46	1
Antimony	ND		2.0	1.1	ug/L		01/23/19 12:55	01/24/19 18:46	1
Thallium	ND		1.0	0.063	ug/L		01/23/19 12:55	01/24/19 18:46	1
Lithium	3.2	J	5.0	2.6	ug/L		01/23/19 12:55	01/25/19 14:33	1

TestAmerica Pittsburgh

Client Sample Results

Client: KPRG and Associates, Inc.
Project/Site: Midwest Generation

TestAmerica Job ID: 180-85447-1

Client Sample ID: MB LOW 1

Date Collected: 01/21/19 00:00
Date Received: 01/05/19 09:30

Lab Sample ID: 180-85447-49

Matrix: Solid

Method: EPA 7470A - Mercury (CVAA) - Leach

Analyte	Result	Qualifier	RL	MDL	Unit	D	Prepared	Analyzed	Dil Fac
Mercury	ND		0.20	0.065	ug/L		01/31/19 07:10	01/31/19 16:43	1

General Chemistry - Leach

Analyte	Result	Qualifier	RL	MDL	Unit	D	Prepared	Analyzed	Dil Fac
pH	0.8		0.1	0.1	SU			01/23/19 07:40	1
Specific Conductance	120000		1.0	1.0	umhos/cm			01/23/19 07:40	1
Oxidation Reduction Potential	600		10	10	millivolts			01/23/19 07:40	1

Client Sample ID: MB LOW 2

Date Collected: 01/31/19 00:00
Date Received: 01/05/19 09:30

Lab Sample ID: 180-85447-51

Matrix: Solid

Method: EPA 9056A - Anions, Ion Chromatography - Leach

Analyte	Result	Qualifier	RL	MDL	Unit	D	Prepared	Analyzed	Dil Fac
Fluoride	ND		10	2.6	mg/L			02/08/19 00:02	100

Method: EPA 6020A - Metals (ICP/MS) - Leach

Analyte	Result	Qualifier	RL	MDL	Unit	D	Prepared	Analyzed	Dil Fac
Arsenic	ND		1.0	0.32	ug/L		02/07/19 11:53	02/08/19 00:37	1
Barium	ND		10	0.37	ug/L		02/07/19 11:53	02/08/19 00:37	1
Cadmium	ND		1.0	0.13	ug/L		02/07/19 11:53	02/08/19 00:37	1
Beryllium	ND		1.0	0.057	ug/L		02/07/19 11:53	02/08/19 00:37	1
Chromium	0.74	J	2.0	0.63	ug/L		02/07/19 11:53	02/08/19 00:37	1
Lead	ND		1.0	0.094	ug/L		02/07/19 11:53	02/08/19 00:37	1
Selenium	ND		5.0	0.81	ug/L		02/07/19 11:53	02/08/19 00:37	1
Cobalt	ND		0.50	0.075	ug/L		02/07/19 11:53	02/08/19 00:37	1
Molybdenum	0.85	J	5.0	0.47	ug/L		02/07/19 11:53	02/08/19 00:37	1
Antimony	ND		2.0	1.1	ug/L		02/07/19 11:53	02/08/19 00:37	1
Thallium	ND		1.0	0.063	ug/L		02/07/19 11:53	02/08/19 00:37	1
Lithium	ND		5.0	2.6	ug/L		02/07/19 11:53	02/08/19 00:37	1

Method: EPA 7470A - Mercury (CVAA) - Leach

Analyte	Result	Qualifier	RL	MDL	Unit	D	Prepared	Analyzed	Dil Fac
Mercury	ND		0.20	0.065	ug/L		02/07/19 10:44	02/08/19 10:21	1

General Chemistry - Leach

Analyte	Result	Qualifier	RL	MDL	Unit	D	Prepared	Analyzed	Dil Fac
pH	0.4		0.1	0.1	SU			02/07/19 08:30	1
Specific Conductance	100000	E	1.0	1.0	umhos/cm			02/07/19 08:30	1
Oxidation Reduction Potential	540		10	10	millivolts			02/07/19 08:30	1

QC Sample Results

Client: KPRG and Associates, Inc.
Project/Site: Midwest Generation

TestAmerica Job ID: 180-85447-1

Method: EPA 9056A - Anions, Ion Chromatography

Lab Sample ID: MB 180-268079/6
Matrix: Solid
Analysis Batch: 268079

Client Sample ID: Method Blank
Prep Type: Total/NA

Analyte	MB Result	MB Qualifier	RL	MDL	Unit	D	Prepared	Analyzed	Dil Fac
Fluoride	ND		0.10	0.026	mg/L			01/17/19 08:23	1

Lab Sample ID: LCS 180-268079/5
Matrix: Solid
Analysis Batch: 268079

Client Sample ID: Lab Control Sample
Prep Type: Total/NA

Analyte	Spike Added	LCS Result	LCS Qualifier	Unit	D	%Rec	%Rec. Limits
Fluoride	1.25	1.36		mg/L		109	80 - 120

Lab Sample ID: MB 180-268208/6
Matrix: Solid
Analysis Batch: 268208

Client Sample ID: Method Blank
Prep Type: Total/NA

Analyte	MB Result	MB Qualifier	RL	MDL	Unit	D	Prepared	Analyzed	Dil Fac
Fluoride	ND		0.10	0.026	mg/L			01/18/19 10:55	1

Lab Sample ID: LCS 180-268208/5
Matrix: Solid
Analysis Batch: 268208

Client Sample ID: Lab Control Sample
Prep Type: Total/NA

Analyte	Spike Added	LCS Result	LCS Qualifier	Unit	D	%Rec	%Rec. Limits
Fluoride	1.25	1.15		mg/L		92	80 - 120

Lab Sample ID: MB 180-268298/6
Matrix: Solid
Analysis Batch: 268298

Client Sample ID: Method Blank
Prep Type: Total/NA

Analyte	MB Result	MB Qualifier	RL	MDL	Unit	D	Prepared	Analyzed	Dil Fac
Fluoride	ND		0.10	0.026	mg/L			01/19/19 10:04	1

Lab Sample ID: LCS 180-268298/5
Matrix: Solid
Analysis Batch: 268298

Client Sample ID: Lab Control Sample
Prep Type: Total/NA

Analyte	Spike Added	LCS Result	LCS Qualifier	Unit	D	%Rec	%Rec. Limits
Fluoride	1.25	1.27		mg/L		102	80 - 120

Lab Sample ID: MB 180-268716/6
Matrix: Solid
Analysis Batch: 268716

Client Sample ID: Method Blank
Prep Type: Total/NA

Analyte	MB Result	MB Qualifier	RL	MDL	Unit	D	Prepared	Analyzed	Dil Fac
Fluoride	ND		0.10	0.026	mg/L			01/24/19 10:54	1

Lab Sample ID: LCS 180-268716/5
Matrix: Solid
Analysis Batch: 268716

Client Sample ID: Lab Control Sample
Prep Type: Total/NA

Analyte	Spike Added	LCS Result	LCS Qualifier	Unit	D	%Rec	%Rec. Limits
Fluoride	1.25	1.28		mg/L		102	80 - 120

TestAmerica Pittsburgh

Client: KPRG and Associates, Inc.
 Project/Site: Midwest Generation

TestAmerica Job ID: 180-85447-1

Lab Sample ID: MB 180-269858/61
Matrix: Solid
Analysis Batch: 269858

Client Sample ID: Method Blank
Prep Type: Total/NA

Analyte	MB Result	MB Qualifier	RL	MDL	Unit	D	Prepared	Analyzed	Dil Fac
Fluoride	ND		0.10	0.026	mg/L			02/07/19 20:36	1

Lab Sample ID: LCS 180-269858/60
Matrix: Solid
Analysis Batch: 269858

Client Sample ID: Lab Control Sample
Prep Type: Total/NA

Analyte	Spike Added	LCS Result	LCS Qualifier	Unit	D	%Rec	%Rec. Limits
Fluoride	1.25	1.23		mg/L		98	80 - 120

Lab Sample ID: 180-85447-11 MS
Matrix: Solid
Analysis Batch: 268079

Client Sample ID: ABB pH NATURAL
Prep Type: Leach

Analyte	Sample Result	Sample Qualifier	Spike Added	MS Result	MS Qualifier	Unit	D	%Rec	%Rec. Limits
Fluoride	1.4		1.25	2.46		mg/L		84	80 - 120

Lab Sample ID: 180-85447-11 MSD
Matrix: Solid
Analysis Batch: 268079

Client Sample ID: ABB pH NATURAL
Prep Type: Leach

Analyte	Sample Result	Sample Qualifier	Spike Added	MSD Result	MSD Qualifier	Unit	D	%Rec	%Rec. Limits	RPD	Limit
Fluoride	1.4		1.25	2.43		mg/L		81	80 - 120	2	15

Method: EPA 6020A - Metals (ICP/MS)

Lab Sample ID: MB 180-268107/1-A
Matrix: Solid
Analysis Batch: 268295

Client Sample ID: Method Blank
Prep Type: Total/NA
Prep Batch: 268107

Analyte	MB Result	MB Qualifier	RL	MDL	Unit	D	Prepared	Analyzed	Dil Fac
Arsenic	ND		1.0	0.32	ug/L		01/17/19 07:12	01/18/19 16:37	1
Barium	ND		10	0.37	ug/L		01/17/19 07:12	01/18/19 16:37	1
Cadmium	ND		1.0	0.13	ug/L		01/17/19 07:12	01/18/19 16:37	1
Beryllium	ND		1.0	0.057	ug/L		01/17/19 07:12	01/18/19 16:37	1
Chromium	ND		2.0	0.63	ug/L		01/17/19 07:12	01/18/19 16:37	1
Lead	0.110	J	1.0	0.094	ug/L		01/17/19 07:12	01/18/19 16:37	1
Selenium	ND		5.0	0.81	ug/L		01/17/19 07:12	01/18/19 16:37	1
Cobalt	ND		0.50	0.075	ug/L		01/17/19 07:12	01/18/19 16:37	1
Molybdenum	ND		5.0	0.47	ug/L		01/17/19 07:12	01/18/19 16:37	1
Antimony	ND		2.0	1.1	ug/L		01/17/19 07:12	01/18/19 16:37	1
Thallium	ND		1.0	0.063	ug/L		01/17/19 07:12	01/18/19 16:37	1
Lithium	ND		5.0	2.6	ug/L		01/17/19 07:12	01/18/19 16:37	1

Lab Sample ID: LCS 180-268107/2-A
Matrix: Solid
Analysis Batch: 268295

Client Sample ID: Lab Control Sample
Prep Type: Total/NA
Prep Batch: 268107

Analyte	Spike Added	LCS Result	LCS Qualifier	Unit	D	%Rec	%Rec. Limits
Arsenic	40.0	35.4		ug/L		89	80 - 120
Barium	2000	1880		ug/L		94	80 - 120
Cadmium	50.0	50.7		ug/L		101	80 - 120

TestAmerica Pittsburgh

Client: KPRG and Associates, Inc.
 Project/Site: Midwest Generation

TestAmerica Job ID: 180-85447-1

Method: EPA 6020A - Metals (ICP/MS) (Continued)

Lab Sample ID: LCS 180-268107/2-A
Matrix: Solid
Analysis Batch: 268295

Client Sample ID: Lab Control Sample
Prep Type: Total/NA
Prep Batch: 268107

Analyte	Spike Added	LCS Result	LCS Qualifier	Unit	D	%Rec	%Rec. Limits
Beryllium	50.0	49.7		ug/L		99	80 - 120
Chromium	200	209		ug/L		104	80 - 120
Lead	20.0	21.3		ug/L		107	80 - 120
Selenium	10.0	10.2		ug/L		102	80 - 120
Cobalt	500	445		ug/L		89	80 - 120
Molybdenum	1000	1000		ug/L		100	80 - 120
Antimony	500	492		ug/L		98	80 - 120
Thallium	50.0	51.5		ug/L		103	80 - 120
Lithium	50.0	47.3		ug/L		95	80 - 120

Lab Sample ID: MB 180-268263/1-A
Matrix: Solid
Analysis Batch: 268357

Client Sample ID: Method Blank
Prep Type: Total/NA
Prep Batch: 268263

Analyte	MB Result	MB Qualifier	RL	MDL	Unit	D	Prepared	Analyzed	Dil Fac
Arsenic	ND		1.0	0.32	ug/L		01/18/19 12:59	01/19/19 17:12	1
Barium	ND		10	0.37	ug/L		01/18/19 12:59	01/19/19 17:12	1
Cadmium	ND		1.0	0.13	ug/L		01/18/19 12:59	01/19/19 17:12	1
Beryllium	ND		1.0	0.057	ug/L		01/18/19 12:59	01/19/19 17:12	1
Chromium	ND		2.0	0.63	ug/L		01/18/19 12:59	01/19/19 17:12	1
Lead	ND		1.0	0.094	ug/L		01/18/19 12:59	01/19/19 17:12	1
Selenium	ND		5.0	0.81	ug/L		01/18/19 12:59	01/19/19 17:12	1
Cobalt	ND		0.50	0.075	ug/L		01/18/19 12:59	01/19/19 17:12	1
Molybdenum	ND		5.0	0.47	ug/L		01/18/19 12:59	01/19/19 17:12	1
Antimony	ND		2.0	1.1	ug/L		01/18/19 12:59	01/19/19 17:12	1
Thallium	ND		1.0	0.063	ug/L		01/18/19 12:59	01/19/19 17:12	1
Lithium	ND		5.0	2.6	ug/L		01/18/19 12:59	01/19/19 17:12	1

Lab Sample ID: LCS 180-268263/2-A
Matrix: Solid
Analysis Batch: 268357

Client Sample ID: Lab Control Sample
Prep Type: Total/NA
Prep Batch: 268263

Analyte	Spike Added	LCS Result	LCS Qualifier	Unit	D	%Rec	%Rec. Limits
Arsenic	40.0	38.2		ug/L		95	80 - 120
Barium	2000	2090		ug/L		105	80 - 120
Cadmium	50.0	56.4		ug/L		113	80 - 120
Beryllium	50.0	52.6		ug/L		105	80 - 120
Chromium	200	223		ug/L		112	80 - 120
Lead	20.0	21.5		ug/L		108	80 - 120
Selenium	10.0	8.28		ug/L		83	80 - 120
Cobalt	500	490		ug/L		98	80 - 120
Molybdenum	1000	1070		ug/L		107	80 - 120
Antimony	500	538		ug/L		108	80 - 120
Thallium	50.0	49.2		ug/L		98	80 - 120
Lithium	50.0	49.1		ug/L		98	80 - 120

Client: KPRG and Associates, Inc.
 Project/Site: Midwest Generation

TestAmerica Job ID: 180-85447-1

Method: EPA 6020A - Metals (ICP/MS) (Continued)

Lab Sample ID: MB 180-268586/1-A
Matrix: Solid
Analysis Batch: 268763

Client Sample ID: Method Blank
Prep Type: Total/NA
Prep Batch: 268586

Analyte	MB Result	MB Qualifier	RL	MDL	Unit	D	Prepared	Analyzed	Dil Fac
Arsenic	ND		1.0	0.32	ug/L		01/23/19 12:55	01/24/19 18:36	1
Barium	ND		10	0.37	ug/L		01/23/19 12:55	01/24/19 18:36	1
Cadmium	ND		1.0	0.13	ug/L		01/23/19 12:55	01/24/19 18:36	1
Beryllium	ND		1.0	0.057	ug/L		01/23/19 12:55	01/24/19 18:36	1
Chromium	1.33	J	2.0	0.63	ug/L		01/23/19 12:55	01/24/19 18:36	1
Lead	ND		1.0	0.094	ug/L		01/23/19 12:55	01/24/19 18:36	1
Selenium	ND		5.0	0.81	ug/L		01/23/19 12:55	01/24/19 18:36	1
Cobalt	0.0870	J	0.50	0.075	ug/L		01/23/19 12:55	01/24/19 18:36	1
Molybdenum	ND		5.0	0.47	ug/L		01/23/19 12:55	01/24/19 18:36	1
Antimony	ND		2.0	1.1	ug/L		01/23/19 12:55	01/24/19 18:36	1
Thallium	ND		1.0	0.063	ug/L		01/23/19 12:55	01/24/19 18:36	1

Lab Sample ID: MB 180-268586/1-A
Matrix: Solid
Analysis Batch: 268821

Client Sample ID: Method Blank
Prep Type: Total/NA
Prep Batch: 268586

Analyte	MB Result	MB Qualifier	RL	MDL	Unit	D	Prepared	Analyzed	Dil Fac
Lithium	ND		5.0	2.6	ug/L		01/23/19 12:55	01/25/19 14:23	1

Lab Sample ID: LCS 180-268586/2-A
Matrix: Solid
Analysis Batch: 268763

Client Sample ID: Lab Control Sample
Prep Type: Total/NA
Prep Batch: 268586

Analyte	Spike Added	LCS Result	LCS Qualifier	Unit	D	%Rec	Limits
Arsenic	40.0	40.2		ug/L		100	80 - 120
Barium	2000	2090		ug/L		105	80 - 120
Cadmium	50.0	55.2		ug/L		110	80 - 120
Beryllium	50.0	46.3		ug/L		93	80 - 120
Chromium	200	227		ug/L		113	80 - 120
Lead	20.0	21.7		ug/L		109	80 - 120
Selenium	10.0	9.45		ug/L		94	80 - 120
Cobalt	500	507		ug/L		101	80 - 120
Molybdenum	1000	1100		ug/L		110	80 - 120
Antimony	500	534		ug/L		107	80 - 120
Thallium	50.0	52.7		ug/L		105	80 - 120

Lab Sample ID: LCS 180-268586/2-A
Matrix: Solid
Analysis Batch: 268821

Client Sample ID: Lab Control Sample
Prep Type: Total/NA
Prep Batch: 268586

Analyte	Spike Added	LCS Result	LCS Qualifier	Unit	D	%Rec	Limits
Lithium	50.0	59.5		ug/L		119	80 - 120

Lab Sample ID: MB 180-269867/1-A
Matrix: Solid
Analysis Batch: 269977

Client Sample ID: Method Blank
Prep Type: Total/NA
Prep Batch: 269867

Analyte	MB Result	MB Qualifier	RL	MDL	Unit	D	Prepared	Analyzed	Dil Fac
Arsenic	ND		1.0	0.32	ug/L		02/07/19 11:53	02/08/19 00:28	1

TestAmerica Pittsburgh

QC Sample Results

Client: KPRG and Associates, Inc.
Project/Site: Midwest Generation

TestAmerica Job ID: 180-85447-1

Method: EPA 6020A - Metals (ICP/MS) (Continued)

Lab Sample ID: MB 180-269867/1-A
Matrix: Solid
Analysis Batch: 269977

Client Sample ID: Method Blank
Prep Type: Total/NA
Prep Batch: 269867

Analyte	MB Result	MB Qualifier	RL	MDL	Unit	D	Prepared	Analyzed	Dil Fac
Barium	ND		10	0.37	ug/L		02/07/19 11:53	02/08/19 00:28	1
Cadmium	ND		1.0	0.13	ug/L		02/07/19 11:53	02/08/19 00:28	1
Beryllium	ND		1.0	0.057	ug/L		02/07/19 11:53	02/08/19 00:28	1
Chromium	ND		2.0	0.63	ug/L		02/07/19 11:53	02/08/19 00:28	1
Lead	ND		1.0	0.094	ug/L		02/07/19 11:53	02/08/19 00:28	1
Selenium	ND		5.0	0.81	ug/L		02/07/19 11:53	02/08/19 00:28	1
Cobalt	ND		0.50	0.075	ug/L		02/07/19 11:53	02/08/19 00:28	1
Molybdenum	ND		5.0	0.47	ug/L		02/07/19 11:53	02/08/19 00:28	1
Antimony	ND		2.0	1.1	ug/L		02/07/19 11:53	02/08/19 00:28	1
Thallium	ND		1.0	0.063	ug/L		02/07/19 11:53	02/08/19 00:28	1
Lithium	ND		5.0	2.6	ug/L		02/07/19 11:53	02/08/19 00:28	1

Lab Sample ID: LCS 180-269867/2-A
Matrix: Solid
Analysis Batch: 269977

Client Sample ID: Lab Control Sample
Prep Type: Total/NA
Prep Batch: 269867

Analyte	Spike Added	LCS Result	LCS Qualifier	Unit	D	%Rec	%Rec. Limits
Arsenic	40.0	40.7		ug/L		102	80 - 120
Barium	2000	1940		ug/L		97	80 - 120
Cadmium	50.0	50.6		ug/L		101	80 - 120
Beryllium	50.0	52.2		ug/L		104	80 - 120
Chromium	200	188		ug/L		94	80 - 120
Lead	20.0	20.3		ug/L		101	80 - 120
Selenium	10.0	8.48		ug/L		85	80 - 120
Cobalt	500	485		ug/L		97	80 - 120
Molybdenum	1000	995		ug/L		99	80 - 120
Antimony	500	478		ug/L		96	80 - 120
Thallium	50.0	48.7		ug/L		97	80 - 120
Lithium	50.0	51.7		ug/L		103	80 - 120

Lab Sample ID: 180-85447-23 MS
Matrix: Solid
Analysis Batch: 268357

Client Sample ID: MB LOW
Prep Type: Leach
Prep Batch: 268263

Analyte	Sample Result	Sample Qualifier	Spike Added	MS Result	MS Qualifier	Unit	D	%Rec	%Rec. Limits
Arsenic	ND		40.0	38.9		ug/L		97	75 - 125
Barium	1.9	J	2000	2120		ug/L		106	75 - 125
Cadmium	ND		50.0	55.6		ug/L		111	75 - 125
Beryllium	ND		50.0	51.8		ug/L		104	75 - 125
Chromium	1.6	J	200	224		ug/L		111	75 - 125
Lead	ND		20.0	21.3		ug/L		107	75 - 125
Selenium	ND		10.0	9.68		ug/L		97	75 - 125
Cobalt	ND		500	497		ug/L		99	75 - 125
Molybdenum	ND		1000	1100		ug/L		110	75 - 125
Antimony	ND		500	543		ug/L		109	75 - 125
Thallium	ND		50.0	50.0		ug/L		100	75 - 125
Lithium	ND		50.0	49.8		ug/L		100	75 - 125

TestAmerica Pittsburgh

Client: KPRG and Associates, Inc.
 Project/Site: Midwest Generation

TestAmerica Job ID: 180-85447-1

Method: EPA 6020A - Metals (ICP/MS) (Continued)

Lab Sample ID: 180-85447-23 MSD
Matrix: Solid
Analysis Batch: 268357

Client Sample ID: MB LOW
Prep Type: Leach
Prep Batch: 268263

Analyte	Sample Result	Sample Qualifier	Spike Added	MSD		Unit	D	%Rec	%Rec.		RPD	Limit
				Result	Qualifier				Limits	RPD		
Arsenic	ND		40.0	38.3		ug/L		96	75 - 125	1	20	
Barium	1.9	J	2000	2100		ug/L		105	75 - 125	1	20	
Cadmium	ND		50.0	55.4		ug/L		111	75 - 125	0	20	
Beryllium	ND		50.0	52.7		ug/L		105	75 - 125	2	20	
Chromium	1.6	J	200	226		ug/L		112	75 - 125	1	20	
Lead	ND		20.0	21.5		ug/L		107	75 - 125	0	20	
Selenium	ND		10.0	8.60		ug/L		86	75 - 125	12	20	
Cobalt	ND		500	494		ug/L		99	75 - 125	1	20	
Molybdenum	ND		1000	1100		ug/L		110	75 - 125	0	20	
Antimony	ND		500	533		ug/L		107	75 - 125	2	20	
Thallium	ND		50.0	50.1		ug/L		100	75 - 125	0	20	
Lithium	ND		50.0	49.2		ug/L		98	75 - 125	1	20	

Lab Sample ID: 180-85447-49 MS
Matrix: Solid
Analysis Batch: 268763

Client Sample ID: MB LOW 1
Prep Type: Leach
Prep Batch: 268586

Analyte	Sample Result	Sample Qualifier	Spike Added	MS		Unit	D	%Rec	%Rec.		RPD	Limit
				Result	Qualifier				Limits	RPD		
Arsenic	ND		40.0	38.6		ug/L		97	75 - 125			
Barium	2.5	J	2000	2090		ug/L		104	75 - 125			
Cadmium	ND		50.0	54.6		ug/L		109	75 - 125			
Beryllium	ND		50.0	49.7		ug/L		99	75 - 125			
Chromium	1.4	J B	200	224		ug/L		111	75 - 125			
Lead	ND		20.0	21.8		ug/L		109	75 - 125			
Selenium	ND		10.0	8.68		ug/L		87	75 - 125			
Cobalt	ND		500	495		ug/L		99	75 - 125			
Molybdenum	ND		1000	1060		ug/L		106	75 - 125			
Antimony	ND		500	539		ug/L		108	75 - 125			
Thallium	ND		50.0	52.4		ug/L		105	75 - 125			

Lab Sample ID: 180-85447-49 MS
Matrix: Solid
Analysis Batch: 268821

Client Sample ID: MB LOW 1
Prep Type: Leach
Prep Batch: 268586

Analyte	Sample Result	Sample Qualifier	Spike Added	MS		Unit	D	%Rec	%Rec.		RPD	Limit
				Result	Qualifier				Limits	RPD		
Lithium	3.2	J	50.0	61.8		ug/L		117	75 - 125			

Lab Sample ID: 180-85447-49 MSD
Matrix: Solid
Analysis Batch: 268763

Client Sample ID: MB LOW 1
Prep Type: Leach
Prep Batch: 268586

Analyte	Sample Result	Sample Qualifier	Spike Added	MSD		Unit	D	%Rec	%Rec.		RPD	Limit
				Result	Qualifier				Limits	RPD		
Arsenic	ND		40.0	39.3		ug/L		98	75 - 125	2	20	
Barium	2.5	J	2000	2080		ug/L		104	75 - 125	0	20	
Cadmium	ND		50.0	54.5		ug/L		109	75 - 125	0	20	
Beryllium	ND		50.0	49.8		ug/L		100	75 - 125	0	20	
Chromium	1.4	J B	200	226		ug/L		112	75 - 125	1	20	
Lead	ND		20.0	21.7		ug/L		109	75 - 125	0	20	
Selenium	ND		10.0	9.44		ug/L		94	75 - 125	8	20	

TestAmerica Pittsburgh

Client: KPRG and Associates, Inc.
 Project/Site: Midwest Generation

TestAmerica Job ID: 180-85447-1

Method: EPA 6020A - Metals (ICP/MS) (Continued)

Lab Sample ID: 180-85447-49 MSD
Matrix: Solid
Analysis Batch: 268763

Client Sample ID: MB LOW 1
Prep Type: Leach
Prep Batch: 268586

Analyte	Sample	Sample	Spike	MSD	MSD	Unit	D	%Rec	%Rec.	RPD	Limit
	Result	Qualifier		Result	Qualifier				Limits		
Cobalt	ND		500	489		ug/L		98	75 - 125	1	20
Molybdenum	ND		1000	1070		ug/L		107	75 - 125	2	20
Antimony	ND		500	530		ug/L		106	75 - 125	2	20
Thallium	ND		50.0	52.0		ug/L		104	75 - 125	1	20

Lab Sample ID: 180-85447-49 MSD
Matrix: Solid
Analysis Batch: 268821

Client Sample ID: MB LOW 1
Prep Type: Leach
Prep Batch: 268586

Analyte	Sample	Sample	Spike	MSD	MSD	Unit	D	%Rec	%Rec.	RPD	Limit
	Result	Qualifier		Result	Qualifier				Limits		
Lithium	3.2	J	50.0	59.8		ug/L		113	75 - 125	3	20

Lab Sample ID: 180-85447-51 MS
Matrix: Solid
Analysis Batch: 269977

Client Sample ID: MB LOW 2
Prep Type: Leach
Prep Batch: 269867

Analyte	Sample	Sample	Spike	MS	MS	Unit	D	%Rec	%Rec.	RPD	Limit
	Result	Qualifier		Result	Qualifier				Limits		
Arsenic	ND		40.0	40.3		ug/L		101	75 - 125		
Barium	ND		2000	1920		ug/L		96	75 - 125		
Cadmium	ND		50.0	49.7		ug/L		99	75 - 125		
Beryllium	ND		50.0	52.6		ug/L		105	75 - 125		
Chromium	0.74	J	200	204		ug/L		102	75 - 125		
Lead	ND		20.0	20.5		ug/L		103	75 - 125		
Selenium	ND		10.0	8.67		ug/L		87	75 - 125		
Cobalt	ND		500	515		ug/L		103	75 - 125		
Molybdenum	0.85	J	1000	981		ug/L		98	75 - 125		
Antimony	ND		500	467		ug/L		93	75 - 125		
Thallium	ND		50.0	48.8		ug/L		98	75 - 125		
Lithium	ND		50.0	52.6		ug/L		105	75 - 125		

Lab Sample ID: 180-85447-51 MSD
Matrix: Solid
Analysis Batch: 269977

Client Sample ID: MB LOW 2
Prep Type: Leach
Prep Batch: 269867

Analyte	Sample	Sample	Spike	MSD	MSD	Unit	D	%Rec	%Rec.	RPD	Limit
	Result	Qualifier		Result	Qualifier				Limits		
Arsenic	ND		40.0	39.8		ug/L		100	75 - 125	1	20
Barium	ND		2000	1910		ug/L		95	75 - 125	1	20
Cadmium	ND		50.0	50.0		ug/L		100	75 - 125	1	20
Beryllium	ND		50.0	51.3		ug/L		103	75 - 125	2	20
Chromium	0.74	J	200	207		ug/L		103	75 - 125	1	20
Lead	ND		20.0	20.6		ug/L		103	75 - 125	1	20
Selenium	ND		10.0	8.44		ug/L		84	75 - 125	3	20
Cobalt	ND		500	524		ug/L		105	75 - 125	2	20
Molybdenum	0.85	J	1000	1000		ug/L		100	75 - 125	2	20
Antimony	ND		500	454		ug/L		91	75 - 125	3	20
Thallium	ND		50.0	49.1		ug/L		98	75 - 125	1	20
Lithium	ND		50.0	53.4		ug/L		107	75 - 125	1	20

Client: KPRG and Associates, Inc.
 Project/Site: Midwest Generation

TestAmerica Job ID: 180-85447-1

Method: EPA 7470A - Mercury (CVAA)

Lab Sample ID: MB 180-268065/1-A
Matrix: Solid
Analysis Batch: 268204

Client Sample ID: Method Blank
Prep Type: Total/NA
Prep Batch: 268065

Analyte	MB Result	MB Qualifier	RL	MDL	Unit	D	Prepared	Analyzed	Dil Fac
Mercury	ND		0.20	0.065	ug/L		01/16/19 15:06	01/17/19 17:43	1

Lab Sample ID: LCS 180-268065/2-A
Matrix: Solid
Analysis Batch: 268204

Client Sample ID: Lab Control Sample
Prep Type: Total/NA
Prep Batch: 268065

Analyte	Spike Added	LCS Result	LCS Qualifier	Unit	D	%Rec	Limits
Mercury	2.50	2.50		ug/L		100	80 - 120

Lab Sample ID: MB 180-268340/1-A
Matrix: Solid
Analysis Batch: 268542

Client Sample ID: Method Blank
Prep Type: Total/NA
Prep Batch: 268340

Analyte	MB Result	MB Qualifier	RL	MDL	Unit	D	Prepared	Analyzed	Dil Fac
Mercury	ND		0.20	0.065	ug/L		01/21/19 10:49	01/22/19 18:00	1

Lab Sample ID: LCS 180-268340/2-A
Matrix: Solid
Analysis Batch: 268542

Client Sample ID: Lab Control Sample
Prep Type: Total/NA
Prep Batch: 268340

Analyte	Spike Added	LCS Result	LCS Qualifier	Unit	D	%Rec	Limits
Mercury	2.50	2.32		ug/L		93	80 - 120

Lab Sample ID: LCSD 180-268340/3-A
Matrix: Solid
Analysis Batch: 268542

Client Sample ID: Lab Control Sample Dup
Prep Type: Total/NA
Prep Batch: 268340

Analyte	Spike Added	LCSD Result	LCSD Qualifier	Unit	D	%Rec	Limits	RPD	Limit
Mercury	2.50	2.34		ug/L		93	80 - 120	1	20

Lab Sample ID: MB 180-269197/1-A
Matrix: Solid
Analysis Batch: 269298

Client Sample ID: Method Blank
Prep Type: Total/NA
Prep Batch: 269197

Analyte	MB Result	MB Qualifier	RL	MDL	Unit	D	Prepared	Analyzed	Dil Fac
Mercury	ND		0.20	0.065	ug/L		01/31/19 07:10	01/31/19 16:40	1

Lab Sample ID: LCS 180-269197/2-A
Matrix: Solid
Analysis Batch: 269298

Client Sample ID: Lab Control Sample
Prep Type: Total/NA
Prep Batch: 269197

Analyte	Spike Added	LCS Result	LCS Qualifier	Unit	D	%Rec	Limits
Mercury	2.50	2.41		ug/L		96	80 - 120

Lab Sample ID: MB 180-269834/1-A
Matrix: Solid
Analysis Batch: 269950

Client Sample ID: Method Blank
Prep Type: Total/NA
Prep Batch: 269834

Analyte	MB Result	MB Qualifier	RL	MDL	Unit	D	Prepared	Analyzed	Dil Fac
Mercury	ND		0.20	0.065	ug/L		02/07/19 10:44	02/08/19 10:06	1

TestAmerica Pittsburgh

Client: KPRG and Associates, Inc.
 Project/Site: Midwest Generation

TestAmerica Job ID: 180-85447-1

Lab Sample ID: LCS 180-269834/2-A
Matrix: Solid
Analysis Batch: 269950

Client Sample ID: Lab Control Sample
Prep Type: Total/NA
Prep Batch: 269834
%Rec. Limits

Analyte	Spike Added	LCS Result	LCS Qualifier	Unit	D	%Rec	Limits
Mercury	2.50	2.50		ug/L		100	80 - 120

Lab Sample ID: 180-85447-25 MS
Matrix: Solid
Analysis Batch: 268204

Client Sample ID: MB HIGH
Prep Type: Leach
Prep Batch: 268065
%Rec. Limits

Analyte	Sample Result	Sample Qualifier	Spike Added	MS Result	MS Qualifier	Unit	D	%Rec	Limits
Mercury	ND		1.00	1.00		ug/L		100	75 - 125

Lab Sample ID: 180-85447-25 MSD
Matrix: Solid
Analysis Batch: 268204

Client Sample ID: MB HIGH
Prep Type: Leach
Prep Batch: 268065
%Rec. RPD Limit

Analyte	Sample Result	Sample Qualifier	Spike Added	MSD Result	MSD Qualifier	Unit	D	%Rec	Limits	RPD	Limit
Mercury	ND		1.00	1.01		ug/L		101	75 - 125	0	20

Method: EPA 9040C - pH

Lab Sample ID: LCS 180-268135/1
Matrix: Solid
Analysis Batch: 268135

Client Sample ID: Lab Control Sample
Prep Type: Total/NA
%Rec. Limits

Analyte	Spike Added	LCS Result	LCS Qualifier	Unit	D	%Rec	Limits
pH	7.00	7.0		SU		100	99 - 101

Lab Sample ID: LCS 180-268260/1
Matrix: Solid
Analysis Batch: 268260

Client Sample ID: Lab Control Sample
Prep Type: Total/NA
%Rec. Limits

Analyte	Spike Added	LCS Result	LCS Qualifier	Unit	D	%Rec	Limits
pH	7.00	7.0		SU		100	99 - 101

Lab Sample ID: LCS 180-268604/1
Matrix: Solid
Analysis Batch: 268604

Client Sample ID: Lab Control Sample
Prep Type: Total/NA
%Rec. Limits

Analyte	Spike Added	LCS Result	LCS Qualifier	Unit	D	%Rec	Limits
pH	7.00	7.0		SU		100	99 - 101

Lab Sample ID: LCS 180-269862/1
Matrix: Solid
Analysis Batch: 269862

Client Sample ID: Lab Control Sample
Prep Type: Total/NA
%Rec. Limits

Analyte	Spike Added	LCS Result	LCS Qualifier	Unit	D	%Rec	Limits
pH	7.00	7.0		SU		100	99 - 101

QC Sample Results

Client: KPRG and Associates, Inc.
Project/Site: Midwest Generation

TestAmerica Job ID: 180-85447-1

Method: EPA 9040C - pH (Continued)

Lab Sample ID: 180-85447-11 DU
Matrix: Solid
Analysis Batch: 268135

Client Sample ID: ABB pH NATURAL
Prep Type: Leach

Analyte	Sample Result	Sample Qualifier	DU Result	DU Qualifier	Unit	D	RPD	RPD Limit
pH	9.0		9.0		SU		0.1	2

Lab Sample ID: 180-85447-14 DU
Matrix: Solid
Analysis Batch: 268135

Client Sample ID: ASB pH 12.0
Prep Type: Leach

Analyte	Sample Result	Sample Qualifier	DU Result	DU Qualifier	Unit	D	RPD	RPD Limit
pH	12.4		12.4		SU		0	2

Lab Sample ID: 180-85447-8 DU
Matrix: Solid
Analysis Batch: 268260

Client Sample ID: ABB pH 5.5
Prep Type: Leach

Analyte	Sample Result	Sample Qualifier	DU Result	DU Qualifier	Unit	D	RPD	RPD Limit
pH	5.9		5.8		SU		0.2	2

Lab Sample ID: 180-85447-20 DU
Matrix: Solid
Analysis Batch: 268604

Client Sample ID: ASB pH 4.0
Prep Type: Leach

Analyte	Sample Result	Sample Qualifier	DU Result	DU Qualifier	Unit	D	RPD	RPD Limit
pH	4.1		4.1		SU		0.2	2

Lab Sample ID: 180-85447-10 DU
Matrix: Solid
Analysis Batch: 269862

Client Sample ID: ABB pH 2.0
Prep Type: Leach

Analyte	Sample Result	Sample Qualifier	DU Result	DU Qualifier	Unit	D	RPD	RPD Limit
pH	2.2		2.2		SU		0.5	2

Method: SM 2510B - Conductivity, Specific Conductance

Lab Sample ID: MB 180-268142/2
Matrix: Solid
Analysis Batch: 268142

Client Sample ID: Method Blank
Prep Type: Total/NA

Analyte	MB Result	MB Qualifier	RL	MDL	Unit	D	Prepared	Analyzed	Dil Fac
Specific Conductance	ND		1.0	1.0	umhos/cm			01/16/19 09:05	1

Lab Sample ID: LCS 180-268142/1
Matrix: Solid
Analysis Batch: 268142

Client Sample ID: Lab Control Sample
Prep Type: Total/NA

Analyte	Spike Added	LCS Result	LCS Qualifier	Unit	D	%Rec	%Rec. Limits
Specific Conductance	84.0	85.8		umhos/cm		102	90 - 110

QC Sample Results

Client: KPRG and Associates, Inc.
Project/Site: Midwest Generation

TestAmerica Job ID: 180-85447-1

Method: SM 2510B - Conductivity, Specific Conductance (Continued)

Lab Sample ID: MB 180-268262/2
Matrix: Solid
Analysis Batch: 268262

Client Sample ID: Method Blank
Prep Type: Total/NA

Analyte	MB Result	MB Qualifier	RL	MDL	Unit	D	Prepared	Analyzed	Dil Fac
Specific Conductance	ND		1.0	1.0	umhos/cm			01/18/19 10:40	1

Lab Sample ID: LCS 180-268262/1
Matrix: Solid
Analysis Batch: 268262

Client Sample ID: Lab Control Sample
Prep Type: Total/NA

Analyte	Spike Added	LCS Result	LCS Qualifier	Unit	D	%Rec	%Rec. Limits
Specific Conductance	84.0	87.2		umhos/cm		104	90 - 110

Lab Sample ID: MB 180-268609/2
Matrix: Solid
Analysis Batch: 268609

Client Sample ID: Method Blank
Prep Type: Total/NA

Analyte	MB Result	MB Qualifier	RL	MDL	Unit	D	Prepared	Analyzed	Dil Fac
Specific Conductance	ND		1.0	1.0	umhos/cm			01/23/19 07:40	1

Lab Sample ID: LCS 180-268609/1
Matrix: Solid
Analysis Batch: 268609

Client Sample ID: Lab Control Sample
Prep Type: Total/NA

Analyte	Spike Added	LCS Result	LCS Qualifier	Unit	D	%Rec	%Rec. Limits
Specific Conductance	84.0	86.2		umhos/cm		103	90 - 110

Lab Sample ID: MB 180-269868/2
Matrix: Solid
Analysis Batch: 269868

Client Sample ID: Method Blank
Prep Type: Total/NA

Analyte	MB Result	MB Qualifier	RL	MDL	Unit	D	Prepared	Analyzed	Dil Fac
Specific Conductance	ND		1.0	1.0	umhos/cm			02/07/19 08:30	1

Lab Sample ID: LCS 180-269868/1
Matrix: Solid
Analysis Batch: 269868

Client Sample ID: Lab Control Sample
Prep Type: Total/NA

Analyte	Spike Added	LCS Result	LCS Qualifier	Unit	D	%Rec	%Rec. Limits
Specific Conductance	84.0	86.8		umhos/cm		103	90 - 110

Lab Sample ID: 180-85447-11 DU
Matrix: Solid
Analysis Batch: 268142

Client Sample ID: ABB pH NATURAL
Prep Type: Leach

Analyte	Sample Result	Sample Qualifier	DU Result	DU Qualifier	Unit	D	RPD	RPD Limit
Specific Conductance	210		214		umhos/cm		0.3	20

Lab Sample ID: 180-85447-14 DU
Matrix: Solid
Analysis Batch: 268142

Client Sample ID: ASB pH 12.0
Prep Type: Leach

Analyte	Sample Result	Sample Qualifier	DU Result	DU Qualifier	Unit	D	RPD	RPD Limit
Specific Conductance	6200		6240		umhos/cm		0.05	20

TestAmerica Pittsburgh

Client: KPRG and Associates, Inc.
 Project/Site: Midwest Generation

TestAmerica Job ID: 180-85447-1

Lab Sample ID: 180-85447-8 DU
Matrix: Solid
Analysis Batch: 268262

Client Sample ID: ABB pH 5.5
Prep Type: Leach

Analyte	Sample Result	Sample Qualifier	DU Result	DU Qualifier	Unit	D	RPD	RPD Limit
Specific Conductance	4400		4440		umhos/cm		0.07	20

Lab Sample ID: 180-85447-20 DU
Matrix: Solid
Analysis Batch: 268609

Client Sample ID: ASB pH 4.0
Prep Type: Leach

Analyte	Sample Result	Sample Qualifier	DU Result	DU Qualifier	Unit	D	RPD	RPD Limit
Specific Conductance	26000		26000		umhos/cm		0.08	20

Lab Sample ID: 180-85447-10 DU
Matrix: Solid
Analysis Batch: 269868

Client Sample ID: ABB pH 2.0
Prep Type: Leach

Analyte	Sample Result	Sample Qualifier	DU Result	DU Qualifier	Unit	D	RPD	RPD Limit
Specific Conductance	78000		78200		umhos/cm		0	20

Method: SM 2580B - Reduction-Oxidation (REDOX) Potential

Lab Sample ID: LCS 180-268140/1
Matrix: Solid
Analysis Batch: 268140

Client Sample ID: Lab Control Sample
Prep Type: Total/NA

Analyte	Spike Added	LCS Result	LCS Qualifier	Unit	D	%Rec	%Rec. Limits
Oxidation Reduction Potential	475	470		millivolts		99	90 - 110

Lab Sample ID: LCS 180-268261/1
Matrix: Solid
Analysis Batch: 268261

Client Sample ID: Lab Control Sample
Prep Type: Total/NA

Analyte	Spike Added	LCS Result	LCS Qualifier	Unit	D	%Rec	%Rec. Limits
Oxidation Reduction Potential	475	475		millivolts		100	90 - 110

Lab Sample ID: LCS 180-268608/1
Matrix: Solid
Analysis Batch: 268608

Client Sample ID: Lab Control Sample
Prep Type: Total/NA

Analyte	Spike Added	LCS Result	LCS Qualifier	Unit	D	%Rec	%Rec. Limits
Oxidation Reduction Potential	475	476		millivolts		100	90 - 110

Lab Sample ID: LCS 180-269865/1
Matrix: Solid
Analysis Batch: 269865

Client Sample ID: Lab Control Sample
Prep Type: Total/NA

Analyte	Spike Added	LCS Result	LCS Qualifier	Unit	D	%Rec	%Rec. Limits
Oxidation Reduction Potential	475	475		millivolts		100	90 - 110

Client: KPRG and Associates, Inc.
 Project/Site: Midwest Generation

TestAmerica Job ID: 180-85447-1

Method: SM 2580B - Reduction-Oxidation (REDOX) Potential (Continued)

Lab Sample ID: 180-85447-11 DU
Matrix: Solid
Analysis Batch: 268140

Client Sample ID: ABB pH NATURAL
Prep Type: Leach

Analyte	Sample Result	Sample Qualifier	DU Result	DU Qualifier	Unit	D	RPD	RPD Limit
Oxidation Reduction Potential	310		311		millivolts		1	20

Lab Sample ID: 180-85447-14 DU
Matrix: Solid
Analysis Batch: 268140

Client Sample ID: ASB pH 12.0
Prep Type: Leach

Analyte	Sample Result	Sample Qualifier	DU Result	DU Qualifier	Unit	D	RPD	RPD Limit
Oxidation Reduction Potential	- 24		- 25		millivolts		NC	20

Lab Sample ID: 180-85447-8 DU
Matrix: Solid
Analysis Batch: 268261

Client Sample ID: ABB pH 5.5
Prep Type: Leach

Analyte	Sample Result	Sample Qualifier	DU Result	DU Qualifier	Unit	D	RPD	RPD Limit
Oxidation Reduction Potential	240		237		millivolts		0.8	20

Lab Sample ID: 180-85447-20 DU
Matrix: Solid
Analysis Batch: 268608

Client Sample ID: ASB pH 4.0
Prep Type: Leach

Analyte	Sample Result	Sample Qualifier	DU Result	DU Qualifier	Unit	D	RPD	RPD Limit
Oxidation Reduction Potential	360		353		millivolts		0.8	20

Lab Sample ID: 180-85447-10 DU
Matrix: Solid
Analysis Batch: 269865

Client Sample ID: ABB pH 2.0
Prep Type: Leach

Analyte	Sample Result	Sample Qualifier	DU Result	DU Qualifier	Unit	D	RPD	RPD Limit
Oxidation Reduction Potential	590		584		millivolts		0.3	20

Client: KPRG and Associates, Inc.
 Project/Site: Midwest Generation

TestAmerica Job ID: 180-85447-1

HPLC/IC

Leach Batch: 268040

Lab Sample ID	Client Sample ID	Prep Type	Matrix	Method	Prep Batch
180-85447-2	ABB pH 13.0	Leach	Solid	1313	
180-85447-3	ABB pH 12.0	Leach	Solid	1313	
180-85447-6	ABB pH 8.0	Leach	Solid	1313	
180-85447-7	ABB pH 7.0	Leach	Solid	1313	
180-85447-11	ABB pH NATURAL	Leach	Solid	1313	
180-85447-13	ASB pH 13.0	Leach	Solid	1313	
180-85447-14	ASB pH 12.0	Leach	Solid	1313	
180-85447-15	ASB pH 10.5	Leach	Solid	1313	
180-85447-17	ASB pH 8.0	Leach	Solid	1313	
180-85447-18	ASB pH 7.0	Leach	Solid	1313	
180-85447-22	ASB pH NATURAL	Leach	Solid	1313	
180-85447-24	MB NATURAL	Leach	Solid	1313	
180-85447-25	MB HIGH	Leach	Solid	1313	
180-85447-11 MS	ABB pH NATURAL	Leach	Solid	1313	
180-85447-11 MSD	ABB pH NATURAL	Leach	Solid	1313	

Analysis Batch: 268079

Lab Sample ID	Client Sample ID	Prep Type	Matrix	Method	Prep Batch
180-85447-3	ABB pH 12.0	Leach	Solid	EPA 9056A	268040
180-85447-6	ABB pH 8.0	Leach	Solid	EPA 9056A	268040
180-85447-7	ABB pH 7.0	Leach	Solid	EPA 9056A	268040
180-85447-11	ABB pH NATURAL	Leach	Solid	EPA 9056A	268040
180-85447-14	ASB pH 12.0	Leach	Solid	EPA 9056A	268040
180-85447-15	ASB pH 10.5	Leach	Solid	EPA 9056A	268040
180-85447-17	ASB pH 8.0	Leach	Solid	EPA 9056A	268040
180-85447-18	ASB pH 7.0	Leach	Solid	EPA 9056A	268040
180-85447-22	ASB pH NATURAL	Leach	Solid	EPA 9056A	268040
180-85447-24	MB NATURAL	Leach	Solid	EPA 9056A	268040
MB 180-268079/6	Method Blank	Total/NA	Solid	EPA 9056A	
LCS 180-268079/5	Lab Control Sample	Total/NA	Solid	EPA 9056A	
180-85447-11 MS	ABB pH NATURAL	Leach	Solid	EPA 9056A	268040
180-85447-11 MSD	ABB pH NATURAL	Leach	Solid	EPA 9056A	268040

Analysis Batch: 268208

Lab Sample ID	Client Sample ID	Prep Type	Matrix	Method	Prep Batch
180-85447-2	ABB pH 13.0	Leach	Solid	EPA 9056A	268040
180-85447-13	ASB pH 13.0	Leach	Solid	EPA 9056A	268040
180-85447-25	MB HIGH	Leach	Solid	EPA 9056A	268040
MB 180-268208/6	Method Blank	Total/NA	Solid	EPA 9056A	
LCS 180-268208/5	Lab Control Sample	Total/NA	Solid	EPA 9056A	

Leach Batch: 268246

Lab Sample ID	Client Sample ID	Prep Type	Matrix	Method	Prep Batch
180-85447-4	ABB pH 10.5	Leach	Solid	1313	
180-85447-8	ABB pH 5.5	Leach	Solid	1313	
180-85447-9	ABB pH 4.0	Leach	Solid	1313	
180-85447-19	ASB pH 5.5	Leach	Solid	1313	
180-85447-23	MB LOW	Leach	Solid	1313	



Client: KPRG and Associates, Inc.
 Project/Site: Midwest Generation

TestAmerica Job ID: 180-85447-1

HPLC/IC (Continued)

Analysis Batch: 268298

Lab Sample ID	Client Sample ID	Prep Type	Matrix	Method	Prep Batch
180-85447-4	ABB pH 10.5	Leach	Solid	EPA 9056A	268246
180-85447-8	ABB pH 5.5	Leach	Solid	EPA 9056A	268246
180-85447-9	ABB pH 4.0	Leach	Solid	EPA 9056A	268246
180-85447-19	ASB pH 5.5	Leach	Solid	EPA 9056A	268246
180-85447-23	MB LOW	Leach	Solid	EPA 9056A	268246
MB 180-268298/6	Method Blank	Total/NA	Solid	EPA 9056A	
LCS 180-268298/5	Lab Control Sample	Total/NA	Solid	EPA 9056A	

Leach Batch: 268574

Lab Sample ID	Client Sample ID	Prep Type	Matrix	Method	Prep Batch
180-85447-20	ASB pH 4.0	Leach	Solid	1313	
180-85447-49	MB LOW 1	Leach	Solid	1313	

Analysis Batch: 268716

Lab Sample ID	Client Sample ID	Prep Type	Matrix	Method	Prep Batch
180-85447-20	ASB pH 4.0	Leach	Solid	EPA 9056A	268574
180-85447-49	MB LOW 1	Leach	Solid	EPA 9056A	268574
MB 180-268716/6	Method Blank	Total/NA	Solid	EPA 9056A	
LCS 180-268716/5	Lab Control Sample	Total/NA	Solid	EPA 9056A	

Leach Batch: 269578

Lab Sample ID	Client Sample ID	Prep Type	Matrix	Method	Prep Batch
180-85447-10	ABB pH 2.0	Leach	Solid	1313	
180-85447-21	ASB pH 2.0	Leach	Solid	1313	
180-85447-51	MB LOW 2	Leach	Solid	1313	

Analysis Batch: 269858

Lab Sample ID	Client Sample ID	Prep Type	Matrix	Method	Prep Batch
180-85447-10	ABB pH 2.0	Leach	Solid	EPA 9056A	269578
180-85447-21	ASB pH 2.0	Leach	Solid	EPA 9056A	269578
180-85447-51	MB LOW 2	Leach	Solid	EPA 9056A	269578
MB 180-269858/61	Method Blank	Total/NA	Solid	EPA 9056A	
LCS 180-269858/60	Lab Control Sample	Total/NA	Solid	EPA 9056A	

Metals

Leach Batch: 268040

Lab Sample ID	Client Sample ID	Prep Type	Matrix	Method	Prep Batch
180-85447-2	ABB pH 13.0	Leach	Solid	1313	
180-85447-3	ABB pH 12.0	Leach	Solid	1313	
180-85447-6	ABB pH 8.0	Leach	Solid	1313	
180-85447-7	ABB pH 7.0	Leach	Solid	1313	
180-85447-11	ABB pH NATURAL	Leach	Solid	1313	
180-85447-13	ASB pH 13.0	Leach	Solid	1313	
180-85447-14	ASB pH 12.0	Leach	Solid	1313	
180-85447-15	ASB pH 10.5	Leach	Solid	1313	
180-85447-17	ASB pH 8.0	Leach	Solid	1313	
180-85447-18	ASB pH 7.0	Leach	Solid	1313	
180-85447-22	ASB pH NATURAL	Leach	Solid	1313	
180-85447-24	MB NATURAL	Leach	Solid	1313	

TestAmerica Pittsburgh

Client: KPRG and Associates, Inc.
 Project/Site: Midwest Generation

TestAmerica Job ID: 180-85447-1

Metals (Continued)

Leach Batch: 268040 (Continued)

Lab Sample ID	Client Sample ID	Prep Type	Matrix	Method	Prep Batch
180-85447-25	MB HIGH	Leach	Solid	1313	
180-85447-25 MS	MB HIGH	Leach	Solid	1313	
180-85447-25 MSD	MB HIGH	Leach	Solid	1313	

Prep Batch: 268065

Lab Sample ID	Client Sample ID	Prep Type	Matrix	Method	Prep Batch
180-85447-2	ABB pH 13.0	Leach	Solid	7470A	268040
180-85447-3	ABB pH 12.0	Leach	Solid	7470A	268040
180-85447-6	ABB pH 8.0	Leach	Solid	7470A	268040
180-85447-7	ABB pH 7.0	Leach	Solid	7470A	268040
180-85447-11	ABB pH NATURAL	Leach	Solid	7470A	268040
180-85447-13	ASB pH 13.0	Leach	Solid	7470A	268040
180-85447-14	ASB pH 12.0	Leach	Solid	7470A	268040
180-85447-15	ASB pH 10.5	Leach	Solid	7470A	268040
180-85447-17	ASB pH 8.0	Leach	Solid	7470A	268040
180-85447-18	ASB pH 7.0	Leach	Solid	7470A	268040
180-85447-22	ASB pH NATURAL	Leach	Solid	7470A	268040
180-85447-24	MB NATURAL	Leach	Solid	7470A	268040
180-85447-25	MB HIGH	Leach	Solid	7470A	268040
MB 180-268065/1-A	Method Blank	Total/NA	Solid	7470A	
LCS 180-268065/2-A	Lab Control Sample	Total/NA	Solid	7470A	
180-85447-25 MS	MB HIGH	Leach	Solid	7470A	268040
180-85447-25 MSD	MB HIGH	Leach	Solid	7470A	268040

Prep Batch: 268107

Lab Sample ID	Client Sample ID	Prep Type	Matrix	Method	Prep Batch
180-85447-2	ABB pH 13.0	Leach	Solid	3010A	268040
180-85447-3	ABB pH 12.0	Leach	Solid	3010A	268040
180-85447-6	ABB pH 8.0	Leach	Solid	3010A	268040
180-85447-7	ABB pH 7.0	Leach	Solid	3010A	268040
180-85447-11	ABB pH NATURAL	Leach	Solid	3010A	268040
180-85447-13	ASB pH 13.0	Leach	Solid	3010A	268040
180-85447-14	ASB pH 12.0	Leach	Solid	3010A	268040
180-85447-15	ASB pH 10.5	Leach	Solid	3010A	268040
180-85447-17	ASB pH 8.0	Leach	Solid	3010A	268040
180-85447-18	ASB pH 7.0	Leach	Solid	3010A	268040
180-85447-22	ASB pH NATURAL	Leach	Solid	3010A	268040
180-85447-24	MB NATURAL	Leach	Solid	3010A	268040
180-85447-25	MB HIGH	Leach	Solid	3010A	268040
MB 180-268107/1-A	Method Blank	Total/NA	Solid	3010A	
LCS 180-268107/2-A	Lab Control Sample	Total/NA	Solid	3010A	

Analysis Batch: 268204

Lab Sample ID	Client Sample ID	Prep Type	Matrix	Method	Prep Batch
180-85447-2	ABB pH 13.0	Leach	Solid	EPA 7470A	268065
180-85447-3	ABB pH 12.0	Leach	Solid	EPA 7470A	268065
180-85447-6	ABB pH 8.0	Leach	Solid	EPA 7470A	268065
180-85447-7	ABB pH 7.0	Leach	Solid	EPA 7470A	268065
180-85447-11	ABB pH NATURAL	Leach	Solid	EPA 7470A	268065
180-85447-13	ASB pH 13.0	Leach	Solid	EPA 7470A	268065
180-85447-14	ASB pH 12.0	Leach	Solid	EPA 7470A	268065

TestAmerica Pittsburgh



Client: KPRG and Associates, Inc.
 Project/Site: Midwest Generation

TestAmerica Job ID: 180-85447-1

Metals (Continued)

Analysis Batch: 268204 (Continued)

Lab Sample ID	Client Sample ID	Prep Type	Matrix	Method	Prep Batch
180-85447-15	ASB pH 10.5	Leach	Solid	EPA 7470A	268065
180-85447-17	ASB pH 8.0	Leach	Solid	EPA 7470A	268065
180-85447-18	ASB pH 7.0	Leach	Solid	EPA 7470A	268065
180-85447-22	ASB pH NATURAL	Leach	Solid	EPA 7470A	268065
180-85447-24	MB NATURAL	Leach	Solid	EPA 7470A	268065
180-85447-25	MB HIGH	Leach	Solid	EPA 7470A	268065
MB 180-268065/1-A	Method Blank	Total/NA	Solid	EPA 7470A	268065
LCS 180-268065/2-A	Lab Control Sample	Total/NA	Solid	EPA 7470A	268065
180-85447-25 MS	MB HIGH	Leach	Solid	EPA 7470A	268065
180-85447-25 MSD	MB HIGH	Leach	Solid	EPA 7470A	268065

Leach Batch: 268246

Lab Sample ID	Client Sample ID	Prep Type	Matrix	Method	Prep Batch
180-85447-4	ABB pH 10.5	Leach	Solid	1313	
180-85447-8	ABB pH 5.5	Leach	Solid	1313	
180-85447-9	ABB pH 4.0	Leach	Solid	1313	
180-85447-19	ASB pH 5.5	Leach	Solid	1313	
180-85447-23	MB LOW	Leach	Solid	1313	
180-85447-23 MS	MB LOW	Leach	Solid	1313	
180-85447-23 MSD	MB LOW	Leach	Solid	1313	

Prep Batch: 268263

Lab Sample ID	Client Sample ID	Prep Type	Matrix	Method	Prep Batch
180-85447-4	ABB pH 10.5	Leach	Solid	3010A	268246
180-85447-8	ABB pH 5.5	Leach	Solid	3010A	268246
180-85447-9	ABB pH 4.0	Leach	Solid	3010A	268246
180-85447-19	ASB pH 5.5	Leach	Solid	3010A	268246
180-85447-23	MB LOW	Leach	Solid	3010A	268246
MB 180-268263/1-A	Method Blank	Total/NA	Solid	3010A	
LCS 180-268263/2-A	Lab Control Sample	Total/NA	Solid	3010A	
180-85447-23 MS	MB LOW	Leach	Solid	3010A	268246
180-85447-23 MSD	MB LOW	Leach	Solid	3010A	268246

Analysis Batch: 268295

Lab Sample ID	Client Sample ID	Prep Type	Matrix	Method	Prep Batch
180-85447-2	ABB pH 13.0	Leach	Solid	EPA 6020A	268107
180-85447-3	ABB pH 12.0	Leach	Solid	EPA 6020A	268107
180-85447-6	ABB pH 8.0	Leach	Solid	EPA 6020A	268107
180-85447-7	ABB pH 7.0	Leach	Solid	EPA 6020A	268107
180-85447-11	ABB pH NATURAL	Leach	Solid	EPA 6020A	268107
180-85447-13	ASB pH 13.0	Leach	Solid	EPA 6020A	268107
180-85447-14	ASB pH 12.0	Leach	Solid	EPA 6020A	268107
180-85447-15	ASB pH 10.5	Leach	Solid	EPA 6020A	268107
180-85447-17	ASB pH 8.0	Leach	Solid	EPA 6020A	268107
180-85447-18	ASB pH 7.0	Leach	Solid	EPA 6020A	268107
180-85447-22	ASB pH NATURAL	Leach	Solid	EPA 6020A	268107
180-85447-24	MB NATURAL	Leach	Solid	EPA 6020A	268107
180-85447-25	MB HIGH	Leach	Solid	EPA 6020A	268107
MB 180-268107/1-A	Method Blank	Total/NA	Solid	EPA 6020A	268107
LCS 180-268107/2-A	Lab Control Sample	Total/NA	Solid	EPA 6020A	268107

TestAmerica Pittsburgh

Client: KPRG and Associates, Inc.
 Project/Site: Midwest Generation

TestAmerica Job ID: 180-85447-1

Metals (Continued)

Prep Batch: 268340

Lab Sample ID	Client Sample ID	Prep Type	Matrix	Method	Prep Batch
180-85447-4	ABB pH 10.5	Leach	Solid	7470A	268246
180-85447-8	ABB pH 5.5	Leach	Solid	7470A	268246
180-85447-9	ABB pH 4.0	Leach	Solid	7470A	268246
180-85447-19	ASB pH 5.5	Leach	Solid	7470A	268246
180-85447-23	MB LOW	Leach	Solid	7470A	268246
MB 180-268340/1-A	Method Blank	Total/NA	Solid	7470A	
LCS 180-268340/2-A	Lab Control Sample	Total/NA	Solid	7470A	
LCS 180-268340/3-A	Lab Control Sample Dup	Total/NA	Solid	7470A	

Analysis Batch: 268357

Lab Sample ID	Client Sample ID	Prep Type	Matrix	Method	Prep Batch
180-85447-4	ABB pH 10.5	Leach	Solid	EPA 6020A	268263
180-85447-8	ABB pH 5.5	Leach	Solid	EPA 6020A	268263
180-85447-9	ABB pH 4.0	Leach	Solid	EPA 6020A	268263
180-85447-19	ASB pH 5.5	Leach	Solid	EPA 6020A	268263
180-85447-23	MB LOW	Leach	Solid	EPA 6020A	268263
MB 180-268263/1-A	Method Blank	Total/NA	Solid	EPA 6020A	268263
LCS 180-268263/2-A	Lab Control Sample	Total/NA	Solid	EPA 6020A	268263
180-85447-23 MS	MB LOW	Leach	Solid	EPA 6020A	268263
180-85447-23 MSD	MB LOW	Leach	Solid	EPA 6020A	268263

Analysis Batch: 268542

Lab Sample ID	Client Sample ID	Prep Type	Matrix	Method	Prep Batch
180-85447-4	ABB pH 10.5	Leach	Solid	EPA 7470A	268340
180-85447-8	ABB pH 5.5	Leach	Solid	EPA 7470A	268340
180-85447-9	ABB pH 4.0	Leach	Solid	EPA 7470A	268340
180-85447-19	ASB pH 5.5	Leach	Solid	EPA 7470A	268340
180-85447-23	MB LOW	Leach	Solid	EPA 7470A	268340
MB 180-268340/1-A	Method Blank	Total/NA	Solid	EPA 7470A	268340
LCS 180-268340/2-A	Lab Control Sample	Total/NA	Solid	EPA 7470A	268340
LCS 180-268340/3-A	Lab Control Sample Dup	Total/NA	Solid	EPA 7470A	268340

Leach Batch: 268574

Lab Sample ID	Client Sample ID	Prep Type	Matrix	Method	Prep Batch
180-85447-20	ASB pH 4.0	Leach	Solid	1313	
180-85447-49	MB LOW 1	Leach	Solid	1313	
180-85447-49 MS	MB LOW 1	Leach	Solid	1313	
180-85447-49 MSD	MB LOW 1	Leach	Solid	1313	

Prep Batch: 268586

Lab Sample ID	Client Sample ID	Prep Type	Matrix	Method	Prep Batch
180-85447-20	ASB pH 4.0	Leach	Solid	3010A	268574
180-85447-49	MB LOW 1	Leach	Solid	3010A	268574
MB 180-268586/1-A	Method Blank	Total/NA	Solid	3010A	
LCS 180-268586/2-A	Lab Control Sample	Total/NA	Solid	3010A	
180-85447-49 MS	MB LOW 1	Leach	Solid	3010A	268574
180-85447-49 MSD	MB LOW 1	Leach	Solid	3010A	268574

Analysis Batch: 268763

Lab Sample ID	Client Sample ID	Prep Type	Matrix	Method	Prep Batch
180-85447-49	MB LOW 1	Leach	Solid	EPA 6020A	268586

TestAmerica Pittsburgh

Client: KPRG and Associates, Inc.
 Project/Site: Midwest Generation

TestAmerica Job ID: 180-85447-1

Metals (Continued)

Analysis Batch: 268763 (Continued)

Lab Sample ID	Client Sample ID	Prep Type	Matrix	Method	Prep Batch
MB 180-268586/1-A	Method Blank	Total/NA	Solid	EPA 6020A	268586
LCS 180-268586/2-A	Lab Control Sample	Total/NA	Solid	EPA 6020A	268586
180-85447-49 MS	MB LOW 1	Leach	Solid	EPA 6020A	268586
180-85447-49 MSD	MB LOW 1	Leach	Solid	EPA 6020A	268586

Analysis Batch: 268821

Lab Sample ID	Client Sample ID	Prep Type	Matrix	Method	Prep Batch
180-85447-20	ASB pH 4.0	Leach	Solid	EPA 6020A	268586
180-85447-49	MB LOW 1	Leach	Solid	EPA 6020A	268586
MB 180-268586/1-A	Method Blank	Total/NA	Solid	EPA 6020A	268586
LCS 180-268586/2-A	Lab Control Sample	Total/NA	Solid	EPA 6020A	268586
180-85447-49 MS	MB LOW 1	Leach	Solid	EPA 6020A	268586
180-85447-49 MSD	MB LOW 1	Leach	Solid	EPA 6020A	268586

Prep Batch: 269197

Lab Sample ID	Client Sample ID	Prep Type	Matrix	Method	Prep Batch
180-85447-20	ASB pH 4.0	Leach	Solid	7470A	268574
180-85447-49	MB LOW 1	Leach	Solid	7470A	268574
MB 180-269197/1-A	Method Blank	Total/NA	Solid	7470A	
LCS 180-269197/2-A	Lab Control Sample	Total/NA	Solid	7470A	

Analysis Batch: 269298

Lab Sample ID	Client Sample ID	Prep Type	Matrix	Method	Prep Batch
180-85447-20	ASB pH 4.0	Leach	Solid	EPA 7470A	269197
180-85447-49	MB LOW 1	Leach	Solid	EPA 7470A	269197
MB 180-269197/1-A	Method Blank	Total/NA	Solid	EPA 7470A	269197
LCS 180-269197/2-A	Lab Control Sample	Total/NA	Solid	EPA 7470A	269197

Leach Batch: 269578

Lab Sample ID	Client Sample ID	Prep Type	Matrix	Method	Prep Batch
180-85447-10	ABB pH 2.0	Leach	Solid	1313	
180-85447-21	ASB pH 2.0	Leach	Solid	1313	
180-85447-51	MB LOW 2	Leach	Solid	1313	
180-85447-51 MS	MB LOW 2	Leach	Solid	1313	
180-85447-51 MSD	MB LOW 2	Leach	Solid	1313	

Prep Batch: 269834

Lab Sample ID	Client Sample ID	Prep Type	Matrix	Method	Prep Batch
180-85447-10	ABB pH 2.0	Leach	Solid	7470A	269578
180-85447-21	ASB pH 2.0	Leach	Solid	7470A	269578
180-85447-51	MB LOW 2	Leach	Solid	7470A	269578
MB 180-269834/1-A	Method Blank	Total/NA	Solid	7470A	
LCS 180-269834/2-A	Lab Control Sample	Total/NA	Solid	7470A	

Prep Batch: 269867

Lab Sample ID	Client Sample ID	Prep Type	Matrix	Method	Prep Batch
180-85447-10	ABB pH 2.0	Leach	Solid	3010A	269578
180-85447-21	ASB pH 2.0	Leach	Solid	3010A	269578
180-85447-51	MB LOW 2	Leach	Solid	3010A	269578
MB 180-269867/1-A	Method Blank	Total/NA	Solid	3010A	
LCS 180-269867/2-A	Lab Control Sample	Total/NA	Solid	3010A	

TestAmerica Pittsburgh

Client: KPRG and Associates, Inc.
 Project/Site: Midwest Generation

TestAmerica Job ID: 180-85447-1

Metals (Continued)

Prep Batch: 269867 (Continued)

Lab Sample ID	Client Sample ID	Prep Type	Matrix	Method	Prep Batch
180-85447-51 MS	MB LOW 2	Leach	Solid	3010A	269578
180-85447-51 MSD	MB LOW 2	Leach	Solid	3010A	269578

Analysis Batch: 269950

Lab Sample ID	Client Sample ID	Prep Type	Matrix	Method	Prep Batch
180-85447-10	ABB pH 2.0	Leach	Solid	EPA 7470A	269834
180-85447-21	ASB pH 2.0	Leach	Solid	EPA 7470A	269834
180-85447-51	MB LOW 2	Leach	Solid	EPA 7470A	269834
MB 180-269834/1-A	Method Blank	Total/NA	Solid	EPA 7470A	269834
LCS 180-269834/2-A	Lab Control Sample	Total/NA	Solid	EPA 7470A	269834

Analysis Batch: 269977

Lab Sample ID	Client Sample ID	Prep Type	Matrix	Method	Prep Batch
180-85447-51	MB LOW 2	Leach	Solid	EPA 6020A	269867
MB 180-269867/1-A	Method Blank	Total/NA	Solid	EPA 6020A	269867
LCS 180-269867/2-A	Lab Control Sample	Total/NA	Solid	EPA 6020A	269867
180-85447-51 MS	MB LOW 2	Leach	Solid	EPA 6020A	269867
180-85447-51 MSD	MB LOW 2	Leach	Solid	EPA 6020A	269867

Analysis Batch: 270330

Lab Sample ID	Client Sample ID	Prep Type	Matrix	Method	Prep Batch
180-85447-10	ABB pH 2.0	Leach	Solid	EPA 6020A	269867
180-85447-21	ASB pH 2.0	Leach	Solid	EPA 6020A	269867

General Chemistry

Analysis Batch: 267637

Lab Sample ID	Client Sample ID	Prep Type	Matrix	Method	Prep Batch
180-85447-1	ABB PRETEST	Total/NA	Solid	2540G	
180-85447-12	ASB PRETEST	Total/NA	Solid	2540G	

Leach Batch: 268040

Lab Sample ID	Client Sample ID	Prep Type	Matrix	Method	Prep Batch
180-85447-1	ABB PRETEST	Leach	Solid	1313	
180-85447-1	ABB PRETEST	Leach	Solid	1313	
180-85447-1	ABB PRETEST	Leach	Solid	1313	
180-85447-2	ABB pH 13.0	Leach	Solid	1313	
180-85447-3	ABB pH 12.0	Leach	Solid	1313	
180-85447-6	ABB pH 8.0	Leach	Solid	1313	
180-85447-7	ABB pH 7.0	Leach	Solid	1313	
180-85447-11	ABB pH NATURAL	Leach	Solid	1313	
180-85447-12	ASB PRETEST	Leach	Solid	1313	
180-85447-12	ASB PRETEST	Leach	Solid	1313	
180-85447-13	ASB pH 13.0	Leach	Solid	1313	
180-85447-14	ASB pH 12.0	Leach	Solid	1313	
180-85447-15	ASB pH 10.5	Leach	Solid	1313	
180-85447-17	ASB pH 8.0	Leach	Solid	1313	
180-85447-18	ASB pH 7.0	Leach	Solid	1313	
180-85447-22	ASB pH NATURAL	Leach	Solid	1313	
180-85447-24	MB NATURAL	Leach	Solid	1313	

TestAmerica Pittsburgh

Client: KPRG and Associates, Inc.
 Project/Site: Midwest Generation

TestAmerica Job ID: 180-85447-1

General Chemistry (Continued)

Leach Batch: 268040 (Continued)

Lab Sample ID	Client Sample ID	Prep Type	Matrix	Method	Prep Batch
180-85447-25	MB HIGH	Leach	Solid	1313	
180-85447-11 DU	ABB pH NATURAL	Leach	Solid	1313	
180-85447-14 DU	ASB pH 12.0	Leach	Solid	1313	

Analysis Batch: 268135

Lab Sample ID	Client Sample ID	Prep Type	Matrix	Method	Prep Batch
180-85447-1	ABB PRETEST	Leach	Solid	EPA 9040C	268040
180-85447-1	ABB PRETEST	Leach	Solid	EPA 9040C	268040
180-85447-1	ABB PRETEST	Leach	Solid	EPA 9040C	268040
180-85447-2	ABB pH 13.0	Leach	Solid	EPA 9040C	268040
180-85447-3	ABB pH 12.0	Leach	Solid	EPA 9040C	268040
180-85447-6	ABB pH 8.0	Leach	Solid	EPA 9040C	268040
180-85447-7	ABB pH 7.0	Leach	Solid	EPA 9040C	268040
180-85447-11	ABB pH NATURAL	Leach	Solid	EPA 9040C	268040
180-85447-12	ASB PRETEST	Leach	Solid	EPA 9040C	268040
180-85447-12	ASB PRETEST	Leach	Solid	EPA 9040C	268040
180-85447-13	ASB pH 13.0	Leach	Solid	EPA 9040C	268040
180-85447-14	ASB pH 12.0	Leach	Solid	EPA 9040C	268040
180-85447-15	ASB pH 10.5	Leach	Solid	EPA 9040C	268040
180-85447-17	ASB pH 8.0	Leach	Solid	EPA 9040C	268040
180-85447-18	ASB pH 7.0	Leach	Solid	EPA 9040C	268040
180-85447-22	ASB pH NATURAL	Leach	Solid	EPA 9040C	268040
180-85447-24	MB NATURAL	Leach	Solid	EPA 9040C	268040
180-85447-25	MB HIGH	Leach	Solid	EPA 9040C	268040
LCS 180-268135/1	Lab Control Sample	Total/NA	Solid	EPA 9040C	
180-85447-11 DU	ABB pH NATURAL	Leach	Solid	EPA 9040C	268040
180-85447-14 DU	ASB pH 12.0	Leach	Solid	EPA 9040C	268040

Analysis Batch: 268140

Lab Sample ID	Client Sample ID	Prep Type	Matrix	Method	Prep Batch
180-85447-2	ABB pH 13.0	Leach	Solid	SM 2580B	268040
180-85447-3	ABB pH 12.0	Leach	Solid	SM 2580B	268040
180-85447-6	ABB pH 8.0	Leach	Solid	SM 2580B	268040
180-85447-7	ABB pH 7.0	Leach	Solid	SM 2580B	268040
180-85447-11	ABB pH NATURAL	Leach	Solid	SM 2580B	268040
180-85447-13	ASB pH 13.0	Leach	Solid	SM 2580B	268040
180-85447-14	ASB pH 12.0	Leach	Solid	SM 2580B	268040
180-85447-15	ASB pH 10.5	Leach	Solid	SM 2580B	268040
180-85447-17	ASB pH 8.0	Leach	Solid	SM 2580B	268040
180-85447-18	ASB pH 7.0	Leach	Solid	SM 2580B	268040
180-85447-22	ASB pH NATURAL	Leach	Solid	SM 2580B	268040
180-85447-24	MB NATURAL	Leach	Solid	SM 2580B	268040
180-85447-25	MB HIGH	Leach	Solid	SM 2580B	268040
LCS 180-268140/1	Lab Control Sample	Total/NA	Solid	SM 2580B	
180-85447-11 DU	ABB pH NATURAL	Leach	Solid	SM 2580B	268040
180-85447-14 DU	ASB pH 12.0	Leach	Solid	SM 2580B	268040

Analysis Batch: 268142

Lab Sample ID	Client Sample ID	Prep Type	Matrix	Method	Prep Batch
180-85447-2	ABB pH 13.0	Leach	Solid	SM 2510B	268040
180-85447-3	ABB pH 12.0	Leach	Solid	SM 2510B	268040

TestAmerica Pittsburgh



Client: KPRG and Associates, Inc.
 Project/Site: Midwest Generation

TestAmerica Job ID: 180-85447-1

General Chemistry (Continued)

Analysis Batch: 268142 (Continued)

Lab Sample ID	Client Sample ID	Prep Type	Matrix	Method	Prep Batch
180-85447-6	ABB pH 8.0	Leach	Solid	SM 2510B	268040
180-85447-7	ABB pH 7.0	Leach	Solid	SM 2510B	268040
180-85447-11	ABB pH NATURAL	Leach	Solid	SM 2510B	268040
180-85447-13	ASB pH 13.0	Leach	Solid	SM 2510B	268040
180-85447-14	ASB pH 12.0	Leach	Solid	SM 2510B	268040
180-85447-15	ASB pH 10.5	Leach	Solid	SM 2510B	268040
180-85447-17	ASB pH 8.0	Leach	Solid	SM 2510B	268040
180-85447-18	ASB pH 7.0	Leach	Solid	SM 2510B	268040
180-85447-22	ASB pH NATURAL	Leach	Solid	SM 2510B	268040
180-85447-24	MB NATURAL	Leach	Solid	SM 2510B	268040
180-85447-25	MB HIGH	Leach	Solid	SM 2510B	268040
MB 180-268142/2	Method Blank	Total/NA	Solid	SM 2510B	
LCS 180-268142/1	Lab Control Sample	Total/NA	Solid	SM 2510B	
180-85447-11 DU	ABB pH NATURAL	Leach	Solid	SM 2510B	268040
180-85447-14 DU	ASB pH 12.0	Leach	Solid	SM 2510B	268040

Leach Batch: 268246

Lab Sample ID	Client Sample ID	Prep Type	Matrix	Method	Prep Batch
180-85447-4	ABB pH 10.5	Leach	Solid	1313	
180-85447-8	ABB pH 5.5	Leach	Solid	1313	
180-85447-9	ABB pH 4.0	Leach	Solid	1313	
180-85447-19	ASB pH 5.5	Leach	Solid	1313	
180-85447-23	MB LOW	Leach	Solid	1313	
180-85447-8 DU	ABB pH 5.5	Leach	Solid	1313	

Analysis Batch: 268260

Lab Sample ID	Client Sample ID	Prep Type	Matrix	Method	Prep Batch
180-85447-4	ABB pH 10.5	Leach	Solid	EPA 9040C	268246
180-85447-8	ABB pH 5.5	Leach	Solid	EPA 9040C	268246
180-85447-9	ABB pH 4.0	Leach	Solid	EPA 9040C	268246
180-85447-19	ASB pH 5.5	Leach	Solid	EPA 9040C	268246
180-85447-23	MB LOW	Leach	Solid	EPA 9040C	268246
LCS 180-268260/1	Lab Control Sample	Total/NA	Solid	EPA 9040C	
180-85447-8 DU	ABB pH 5.5	Leach	Solid	EPA 9040C	268246

Analysis Batch: 268261

Lab Sample ID	Client Sample ID	Prep Type	Matrix	Method	Prep Batch
180-85447-4	ABB pH 10.5	Leach	Solid	SM 2580B	268246
180-85447-8	ABB pH 5.5	Leach	Solid	SM 2580B	268246
180-85447-9	ABB pH 4.0	Leach	Solid	SM 2580B	268246
180-85447-19	ASB pH 5.5	Leach	Solid	SM 2580B	268246
180-85447-23	MB LOW	Leach	Solid	SM 2580B	268246
LCS 180-268261/1	Lab Control Sample	Total/NA	Solid	SM 2580B	
180-85447-8 DU	ABB pH 5.5	Leach	Solid	SM 2580B	268246

Analysis Batch: 268262

Lab Sample ID	Client Sample ID	Prep Type	Matrix	Method	Prep Batch
180-85447-4	ABB pH 10.5	Leach	Solid	SM 2510B	268246
180-85447-8	ABB pH 5.5	Leach	Solid	SM 2510B	268246
180-85447-9	ABB pH 4.0	Leach	Solid	SM 2510B	268246
180-85447-19	ASB pH 5.5	Leach	Solid	SM 2510B	268246

TestAmerica Pittsburgh

Client: KPRG and Associates, Inc.
 Project/Site: Midwest Generation

TestAmerica Job ID: 180-85447-1

General Chemistry (Continued)

Analysis Batch: 268262 (Continued)

Lab Sample ID	Client Sample ID	Prep Type	Matrix	Method	Prep Batch
180-85447-23	MB LOW	Leach	Solid	SM 2510B	268246
MB 180-268262/2	Method Blank	Total/NA	Solid	SM 2510B	
LCS 180-268262/1	Lab Control Sample	Total/NA	Solid	SM 2510B	
180-85447-8 DU	ABB pH 5.5	Leach	Solid	SM 2510B	268246

Leach Batch: 268574

Lab Sample ID	Client Sample ID	Prep Type	Matrix	Method	Prep Batch
180-85447-1	ABB PRETEST	Leach	Solid	1313	
180-85447-12	ASB PRETEST	Leach	Solid	1313	
180-85447-20	ASB pH 4.0	Leach	Solid	1313	
180-85447-49	MB LOW 1	Leach	Solid	1313	
180-85447-20 DU	ASB pH 4.0	Leach	Solid	1313	

Analysis Batch: 268604

Lab Sample ID	Client Sample ID	Prep Type	Matrix	Method	Prep Batch
180-85447-1	ABB PRETEST	Leach	Solid	EPA 9040C	268574
180-85447-12	ASB PRETEST	Leach	Solid	EPA 9040C	268574
180-85447-20	ASB pH 4.0	Leach	Solid	EPA 9040C	268574
180-85447-49	MB LOW 1	Leach	Solid	EPA 9040C	268574
LCS 180-268604/1	Lab Control Sample	Total/NA	Solid	EPA 9040C	
180-85447-20 DU	ASB pH 4.0	Leach	Solid	EPA 9040C	268574

Analysis Batch: 268608

Lab Sample ID	Client Sample ID	Prep Type	Matrix	Method	Prep Batch
180-85447-20	ASB pH 4.0	Leach	Solid	SM 2580B	268574
180-85447-49	MB LOW 1	Leach	Solid	SM 2580B	268574
LCS 180-268608/1	Lab Control Sample	Total/NA	Solid	SM 2580B	
180-85447-20 DU	ASB pH 4.0	Leach	Solid	SM 2580B	268574

Analysis Batch: 268609

Lab Sample ID	Client Sample ID	Prep Type	Matrix	Method	Prep Batch
180-85447-20	ASB pH 4.0	Leach	Solid	SM 2510B	268574
180-85447-49	MB LOW 1	Leach	Solid	SM 2510B	268574
MB 180-268609/2	Method Blank	Total/NA	Solid	SM 2510B	
LCS 180-268609/1	Lab Control Sample	Total/NA	Solid	SM 2510B	
180-85447-20 DU	ASB pH 4.0	Leach	Solid	SM 2510B	268574

Leach Batch: 269578

Lab Sample ID	Client Sample ID	Prep Type	Matrix	Method	Prep Batch
180-85447-10	ABB pH 2.0	Leach	Solid	1313	
180-85447-21	ASB pH 2.0	Leach	Solid	1313	
180-85447-51	MB LOW 2	Leach	Solid	1313	
180-85447-10 DU	ABB pH 2.0	Leach	Solid	1313	

Analysis Batch: 269862

Lab Sample ID	Client Sample ID	Prep Type	Matrix	Method	Prep Batch
180-85447-10	ABB pH 2.0	Leach	Solid	EPA 9040C	269578
180-85447-21	ASB pH 2.0	Leach	Solid	EPA 9040C	269578
180-85447-51	MB LOW 2	Leach	Solid	EPA 9040C	269578
LCS 180-269862/1	Lab Control Sample	Total/NA	Solid	EPA 9040C	
180-85447-10 DU	ABB pH 2.0	Leach	Solid	EPA 9040C	269578

TestAmerica Pittsburgh

Client: KPRG and Associates, Inc.
 Project/Site: Midwest Generation

TestAmerica Job ID: 180-85447-1

Analysis Batch: 269865

Lab Sample ID	Client Sample ID	Prep Type	Matrix	Method	Prep Batch
180-85447-10	ABB pH 2.0	Leach	Solid	SM 2580B	269578
180-85447-21	ASB pH 2.0	Leach	Solid	SM 2580B	269578
180-85447-51	MB LOW 2	Leach	Solid	SM 2580B	269578
LCS 180-269865/1	Lab Control Sample	Total/NA	Solid	SM 2580B	
180-85447-10 DU	ABB pH 2.0	Leach	Solid	SM 2580B	269578

Analysis Batch: 269868

Lab Sample ID	Client Sample ID	Prep Type	Matrix	Method	Prep Batch
180-85447-10	ABB pH 2.0	Leach	Solid	SM 2510B	269578
180-85447-21	ASB pH 2.0	Leach	Solid	SM 2510B	269578
180-85447-51	MB LOW 2	Leach	Solid	SM 2510B	269578
MB 180-269868/2	Method Blank	Total/NA	Solid	SM 2510B	
LCS 180-269868/1	Lab Control Sample	Total/NA	Solid	SM 2510B	
180-85447-10 DU	ABB pH 2.0	Leach	Solid	SM 2510B	269578

- 1
- 2
- 3
- 4
- 5
- 6
- 7
- 8
- 9
- 10
- 11
- 12
- 13

THE LEADER IN ENVIRONMENTAL TESTING
 TestAmerica Laboratories, Inc.
 TAL-8210 (0713)

Regulatory Program: DW NPDES RCRA Other:

Client Contact		Project Manager:		Site Contact:		Date:	
Company Name: KPRG and Associates		Tel/Fax:		Lab Contact:		Carrier:	
Address: 1466 S. W. Lisbon Rd. Ste 1A		Analysis Turnaround Time		Perform MS / MSD (Y / N)		COC No: _____ of _____ COCs	
City/State/Zip: Brookfield / WI / 53005		<input type="checkbox"/> CALENDAR DAYS <input type="checkbox"/> WORKING DAYS		Filtered Sample (Y / N)		Sampler:	
Phone: 262-781-0475		TAT if different from Below _____		LEAF Method 1313		For Lab Use Only:	
Fax:		<input type="checkbox"/> 2 weeks		X		Walk-in Client:	
Project Name: NRG		<input type="checkbox"/> 1 week		X		Lab Sampling:	
Site: Powerton		<input type="checkbox"/> 2 days				Job / SDG No.:	
PO # 23517.0		<input type="checkbox"/> 1 day				Sample Specific Notes:	
Sample Identification		Sample Date	Sample Time	Sample Type (C=Comp, G=Grab)	Matrix	# of Cont.	
AB13		1-4-19	1110	C	S	2	
AS13		1-4-19	1145	C	S	2	



Sample Disposal (A fee may be assessed if samples are retained longer than 1 month)

Return to Client Disposal by Lab Archive for _____ Months

Special Instructions/QC Requirements & Comments:
 CCR Appendix 4 compounds → As, Ba, Cd, Co, F, Pb, Li, Hg, Mo, Rad 226/228, Se, Tl / Sample Date is 1-4-19

Reservation Used: 1= Ice, 2= HCl; 3= H2SO4; 4=HNO3; 5=NaOH; 6= Other

Possible Hazard Identification: Please List any EPA Hazardous Waste? Please List any EPA Waste Codes for the sample in the Comments Section if the lab is to dispose of the sample.

Non-Hazard Flammable Skin Irritant Poison B Unknown

Cooler Temp. (°C): Obs'd: _____	Company:	Received by:	Date/Time:
	KPRG	FEDEX	1-4-19 / 1400
Therm ID No.: _____	Company:	Received by:	Date/Time:
		Michele Watson	1-5-19 9:30
Custody Seal No.: _____	Company:	Received in Laboratory by:	Date/Time:





Do Not Lift Using

erica

9 1 12:00 A G
ST 3 0897 01.05

HIP 2.97 PULC d
CT 2.28 30 LB
D: /1XCAFFR211

ORIGIN ID:PIAA (000) 000-0000
KPRG ASSOCIATES
414 PLAZA DR STE 106
WESTMONT, IL 60559
UNITED STATES US

SHIP DATE: 04JAN19
ACTWGT: 50.00 LB
CAD: 006994779/SSFE1922
DIMS: 22x12x12 IN
BILL THIRD PARTY


TO ATTN CARRIE GAMBER
TEST AMERICA
301 ALPHA DR RIDC PARK

PITTSBURGH PA 15238

(412) 963-7058
INV:
PO:

REF:

DEPT:



FedEx Express



TRK# 7848 0408 0897
0201

SATURDAY 12:00P
PRIORITY OVERNIGHT

XO AGCA

15238
PIT

Uncorrected temp
Thermometer ID

CF 0 Initials TS

FedEx Express

PT-WI-SR-001 effective 11/8/18



Login Sample Receipt Checklist

Client: KPRG and Associates, Inc.

Job Number: 180-85447-1

Login Number: 85447**List Source: TestAmerica Pittsburgh****List Number: 1****Creator: Watson, Debbie**

Question	Answer	Comment
Radioactivity wasn't checked or is \leq background as measured by a survey meter.	N/A	
The cooler's custody seal, if present, is intact.	True	
Sample custody seals, if present, are intact.	True	
The cooler or samples do not appear to have been compromised or tampered with.	True	
Samples were received on ice.	True	
Cooler Temperature is acceptable.	True	
Cooler Temperature is recorded.	True	
COC is present.	True	
COC is filled out in ink and legible.	True	
COC is filled out with all pertinent information.	True	
Is the Field Sampler's name present on COC?	False	
There are no discrepancies between the containers received and the COC.	True	
Samples are received within Holding Time (excluding tests with immediate HTs)	True	
Sample containers have legible labels.	True	
Containers are not broken or leaking.	True	
Sample collection date/times are provided.	True	
Appropriate sample containers are used.	True	
Sample bottles are completely filled.	True	
Sample Preservation Verified.	True	
There is sufficient vol. for all requested analyses, incl. any requested MS/MSDs	True	
Containers requiring zero headspace have no headspace or bubble is $<6\text{mm}$ (1/4").	True	
Multiphasic samples are not present.	True	
Samples do not require splitting or compositing.	True	
Residual Chlorine Checked.	N/A	

TestAmerica

THE LEADER IN ENVIRONMENTAL TESTING

ANALYTICAL REPORT

TestAmerica Laboratories, Inc.

TestAmerica Pittsburgh

301 Alpha Drive

RIDC Park

Pittsburgh, PA 15238

Tel: (412)963-7058

TestAmerica Job ID: 180-85447-2

Client Project/Site: Midwest Generation

For:


KPRG and Associates, Inc.

14665 West Lisbon Road,

Suite 2B

Brookfield, Wisconsin 53005

Attn: Richard Gnat



Authorized for release by:

3/22/2019 8:10:17 AM

Carrie Gamber, Senior Project Manager

(412)963-2428

carrie.gamber@testamericainc.com

LINKS

Review your project
results through

TotalAccess

Have a Question?



Visit us at:

www.testamericainc.com

This report has been electronically signed and authorized by the signatory. Electronic signature is intended to be the legally binding equivalent of a traditionally handwritten signature.

Results relate only to the items tested and the sample(s) as received by the laboratory.

PA Lab ID: 02-00416

1

2

3

4

5

6

7

8

9

10

11

12

13



Table of Contents

Cover Page	1
Table of Contents	2
Case Narrative	3
Definitions/Glossary	5
Certification Summary	6
Sample Summary	7
Method Summary	8
Lab Chronicle	9
Client Sample Results	16
QC Sample Results	25
QC Association Summary	31
Chain of Custody	34
Receipt Checklists	42

Client: KPRG and Associates, Inc.
Project/Site: Midwest Generation

TestAmerica Job ID: 180-85447-2

Job ID: 180-85447-2**Laboratory: TestAmerica Pittsburgh****Narrative****CASE NARRATIVE****Client: KPRG and Associates, Inc.****Project: Midwest Generation****Report Number: 180-85447-2**

With the exceptions noted as flags or footnotes, standard analytical protocols were followed in the analysis of the samples and no problems were encountered or anomalies observed. In addition all laboratory quality control samples were within established control limits, with any exceptions noted below. Each sample was analyzed to achieve the lowest possible reporting limit within the constraints of the method. In some cases, due to interference or analytes present at high concentrations, samples were diluted. For diluted samples, the reporting limits are adjusted relative to the dilution required.

Calculations are performed before rounding to avoid round-off errors in calculated results.

All holding times were met and proper preservation noted for the methods performed on these samples, unless otherwise detailed in the individual sections below.

RECEIPT

The samples were received on 01/05/2019; the samples arrived in good condition, properly preserved and on ice. The temperature of the coolers at receipt was 1.9 C.

The Field Sampler was not listed on the Chain of Custody.

One out of two containers for the following sample did not match the information listed on the Chain-of-Custody (COC): ABB PRETEST (180-85447-1). The container label lists a sample collection time of 11:00, while the COC lists 11:10. The time on the COC was used.

METALS

No analytical or quality issues were noted, other than those described above or in the Definitions/Glossary page.

GENERAL CHEMISTRY

No analytical or quality issues were noted, other than those described above or in the Definitions/Glossary page.

901.1

Many isotopes requested for analysis do not have any gamma emissions, or the gamma emissions they do have are very poor. Often, such analytes are reported by gamma spectrometry assuming secular equilibrium with a longer-lived parent. The client should ensure that such inference is acceptable for their sample based upon process knowledge. The following assumptions were made for this report:

Inferred from Reported to Analyte

Th-234	Pa-234
Th-234	U-238
Pb-210	Po-210
Pb-210	Bi-210
Cs-137	Ba-137m
Pb-212	Po-216
Xe-131m	Xe-131
Sb-125	Te-125m
Ag-108m	Ag-108
Rh-106	Ru-106
Pb-212	Th-228
Pb-212	Ra-224
U-235	Th-231
Ac-228	Th-232

Client: KPRG and Associates, Inc.
Project/Site: Midwest Generation

TestAmerica Job ID: 180-85447-2

Job ID: 180-85447-2 (Continued)

Laboratory: TestAmerica Pittsburgh (Continued)

Ac-228	Ra-228
Th-227	Ra-223
Th-227	Ac-227
Th-227	Bi-211
Th-227	Pb-211
Bi-214	Ra-226

ABB pH 2.0 (180-85447-34), (LCS 160-417071/2-A), (MB 160-417071/1-A), (490-168989-I-1-A) and (490-168989-I-1-B DU)

903.0

Several samples were prepared at a reduced aliquot due to limited volume or due to brown discoloration and heavy sediment. . All available containers were consumed.

The following sample boiled over while heating and a minimal amount was lost: ASB pH 4.0 (180-85447-43) and ASB pH 2.0 (180-85447-44). This will affect the barium carrier recoveries, possibly causing a slightly lower recovery. The sample created a crystallized precipitate that does not work with the chemistry of this method. Barium was not able to be carried through the process, so the sample was removed from this batch and canceled.

Radiochemistry sample results are reported with the count date/time applied as the Activity Reference Date: MB LOW 2 (180-85447-52), (LCS 160-414637/1-A), (MB 160-414637/18-A).

904.0

Several samples were prepared at a reduced aliquot due to limited volume due to brown discoloration and heavy sediment. All available containers were consumed.

The following samples boiled over while heating and a minimal amount was lost: ASB pH 4.0 (180-85447-43) and ASB pH 2.0 (180-85447-44). This will affect the barium carrier recoveries, possibly causing a slightly lower recovery. The sample created a crystallized precipitate that does not work with the chemistry of this method. Barium was not able to be carried through the process, so the sample was removed from this batch and canceled.

The following sample exhibited a negative result greater in magnitude than the 3 sigma TPU. This occurrence was evaluated and determined to be random in nature. Sporadic occurrences such as this are statistically expected. No further action is required. MB LOW 2 (180-85447-52)

The following samples did not meet the requested limit (RL) due to the reduced sample volume attributed to the presence of matrix interferences. The data have been reported with this narrative. ABB pH 10.5 (180-85447-28) and ASB pH 5.5 (180-85447-42)

The following samples did not meet the requested limit (RL) due to the reduced sample volume attributed to the presence of matrix interferences. The data have been reported with this narrative. ABB pH 13.0 (180-85447-26) and ABB pH 12.0 (180-85447-27)

Client: KPRG and Associates, Inc.
 Project/Site: Midwest Generation

TestAmerica Job ID: 180-85447-2

Qualifiers

Rad

Qualifier	Qualifier Description
G	The Sample MDC is greater than the requested RL.
U	Result is less than the sample detection limit.

Glossary

Abbreviation	These commonly used abbreviations may or may not be present in this report.
α	Listed under the "D" column to designate that the result is reported on a dry weight basis
%R	Percent Recovery
CFL	Contains Free Liquid
CNF	Contains No Free Liquid
DER	Duplicate Error Ratio (normalized absolute difference)
Dil Fac	Dilution Factor
DL	Detection Limit (DoD/DOE)
DL, RA, RE, IN	Indicates a Dilution, Re-analysis, Re-extraction, or additional Initial metals/anion analysis of the sample
DLC	Decision Level Concentration (Radiochemistry)
EDL	Estimated Detection Limit (Dioxin)
LOD	Limit of Detection (DoD/DOE)
LOQ	Limit of Quantitation (DoD/DOE)
MDA	Minimum Detectable Activity (Radiochemistry)
MDC	Minimum Detectable Concentration (Radiochemistry)
MDL	Method Detection Limit
ML	Minimum Level (Dioxin)
NC	Not Calculated
ND	Not Detected at the reporting limit (or MDL or EDL if shown)
PQL	Practical Quantitation Limit
QC	Quality Control
RER	Relative Error Ratio (Radiochemistry)
RL	Reporting Limit or Requested Limit (Radiochemistry)
RPD	Relative Percent Difference, a measure of the relative difference between two points
TEF	Toxicity Equivalent Factor (Dioxin)
TEQ	Toxicity Equivalent Quotient (Dioxin)



Client: KPRG and Associates, Inc.
 Project/Site: Midwest Generation

TestAmerica Job ID: 180-85447-2

Laboratory: TestAmerica Pittsburgh

Unless otherwise noted, all analytes for this laboratory were covered under each accreditation/certification below.

Authority	Program	EPA Region	Identification Number	Expiration Date
Illinois	NELAP	5	200005	06-30-19
The following analytes are included in this report, but the laboratory is not certified by the governing authority. This list may include analytes for which the agency does not offer certification.				
Analysis Method	Prep Method	Matrix	Analyte	
SM 2510B		Solid	Specific Conductance	
SM 2580B		Solid	Oxidation Reduction Potential	

Laboratory: TestAmerica St. Louis

All accreditations/certifications held by this laboratory are listed. Not all accreditations/certifications are applicable to this report.

Authority	Program	EPA Region	Identification Number	Expiration Date
Alaska	State Program	10	MO00054	06-30-19
ANAB	DoD / DOE		L2305	04-06-22
Arizona	State Program	9	AZ0813	12-08-19
California	State Program	9	2886	06-30-19
Connecticut	State Program	1	PH-0241	03-31-19 *
Florida	NELAP	4	E87689	06-30-19
Hawaii	State Program	9	NA	06-30-19
Illinois	NELAP	5	200023	11-30-19
Iowa	State Program	7	373	12-01-20
Kansas	NELAP	7	E-10236	10-31-19
Kentucky (DW)	State Program	4	KY90125	12-31-19
Louisiana	NELAP	6	04080	06-30-19
Louisiana (DW)	NELAP	6	LA011	12-31-19
Maryland	State Program	3	310	09-30-19
Michigan	State Program	5	9005	06-30-19
Missouri	State Program	7	780	06-30-19
Nevada	State Program	9	MO000542018-1	07-31-19
New Jersey	NELAP	2	MO002	06-30-19
New York	NELAP	2	11616	03-31-19 *
North Dakota	State Program	8	R207	06-30-19
NRC	NRC		24-24817-01	12-31-22
Oklahoma	State Program	6	9997	08-31-19
Pennsylvania	NELAP	3	68-00540	02-28-19 *
South Carolina	State Program	4	85002001	06-30-19
Texas	NELAP	6	T104704193-18-13	07-31-19
US Fish & Wildlife	Federal		058448	07-31-19
USDA	Federal		P330-17-0028	02-02-20
Utah	NELAP	8	MO000542018-10	07-31-19
Virginia	NELAP	3	460230	06-14-19
Washington	State Program	10	C592	08-30-19
West Virginia DEP	State Program	3	381	08-31-19

* Accreditation/Certification renewal pending - accreditation/certification considered valid.

Client: KPRG and Associates, Inc.
 Project/Site: Midwest Generation

TestAmerica Job ID: 180-85447-2

Lab Sample ID	Client Sample ID	Matrix	Collected	Received
180-85447-10	ABB pH 2.0	Solid	01/04/19 11:10	01/05/19 09:30
180-85447-26	ABB pH 13.0	Water	01/16/19 09:05	01/05/19 09:30
180-85447-27	ABB pH 12.0	Water	01/16/19 09:05	01/05/19 09:30
180-85447-28	ABB pH 10.5	Water	01/18/19 09:20	01/05/19 09:30
180-85447-30	ABB pH 8.0	Water	01/16/19 09:05	01/05/19 09:30
180-85447-31	ABB pH 7.0	Water	01/16/19 09:05	01/05/19 09:30
180-85447-32	ABB pH 5.5	Water	01/18/19 09:20	01/05/19 09:30
180-85447-33	ABB pH 4.0	Water	01/18/19 09:20	01/05/19 09:30
180-85447-34	ABB pH 2.0	Water	02/07/19 07:30	01/05/19 09:30
180-85447-35	ABB pH NATURAL	Water	01/16/19 09:05	01/05/19 09:30
180-85447-36	ASB pH 13.0	Water	01/16/19 09:05	01/05/19 09:30
180-85447-37	ASB pH 12.0	Water	01/16/19 09:05	01/05/19 09:30
180-85447-38	ASB pH 10.5	Water	01/16/19 09:05	01/05/19 09:30
180-85447-40	ASB pH 8.0	Water	01/16/19 09:05	01/05/19 09:30
180-85447-41	ASB pH 7.0	Water	01/16/19 09:05	01/05/19 09:30
180-85447-42	ASB pH 5.5	Water	01/18/19 09:20	01/05/19 09:30
180-85447-45	ASB pH NATURAL	Water	01/16/19 09:05	01/05/19 09:30
180-85447-46	MB LOW	Water	01/18/19 09:20	01/05/19 09:30
180-85447-47	MB NATURAL	Water	01/16/19 09:05	01/05/19 09:30
180-85447-48	MB HIGH	Water	01/16/19 09:05	01/05/19 09:30
180-85447-50	MB LOW 1	Water	01/23/19 07:40	01/05/19 09:30
180-85447-51	MB LOW 2	Solid	01/31/19 00:00	01/05/19 09:30
180-85447-52	MB LOW 2	Water	02/07/19 07:30	01/05/19 09:30



Client: KPRG and Associates, Inc.
 Project/Site: Midwest Generation

TestAmerica Job ID: 180-85447-2

Method	Method Description	Protocol	Laboratory
EPA 9040C	pH	SW846	TAL PIT
SM 2510B	Conductivity, Specific Conductance	SM	TAL PIT
SM 2580B	Reduction-Oxidation (REDOX) Potential	SM	TAL PIT
901.1	Radium-226 & Other Gamma Emitters (GS)	EPA	TAL SL
903.0	Radium-226 (GFPC)	EPA	TAL SL
904.0	Radium-228 (GFPC)	EPA	TAL SL
1313	Liquid-Solid Partitioning as a Function of pH via Parallel Batch	SW846	TAL PIT
Fill_Geo-21	Fill Geometry, 21-Day In-Growth	None	TAL SL
PrecSep_0	Preparation, Precipitate Separation	None	TAL SL
PrecSep-21	Preparation, Precipitate Separation (21-Day In-Growth)	None	TAL SL

Protocol References:

- EPA = US Environmental Protection Agency
- None = None
- SM = "Standard Methods For The Examination Of Water And Wastewater"
- SW846 = "Test Methods For Evaluating Solid Waste, Physical/Chemical Methods", Third Edition, November 1986 And Its Updates.

Laboratory References:

- TAL PIT = TestAmerica Pittsburgh, 301 Alpha Drive, RIDC Park, Pittsburgh, PA 15238, TEL (412)963-7058
- TAL SL = TestAmerica St. Louis, 13715 Rider Trail North, Earth City, MO 63045, TEL (314)298-8566



Client: KPRG and Associates, Inc.
 Project/Site: Midwest Generation

TestAmerica Job ID: 180-85447-2

Client Sample ID: ABB pH 2.0
Date Collected: 01/04/19 11:10
Date Received: 01/05/19 09:30

Lab Sample ID: 180-85447-10
Matrix: Solid

Prep Type	Batch Type	Batch Method	Run	Dil Factor	Initial Amount	Final Amount	Batch Number	Prepared or Analyzed	Analyst	Lab
Leach	Leach	1313			95 g	935.4 mL	270898	02/18/19 09:15	MTW	TAL PIT
Leach	Analysis	EPA 9040C		1			270930	02/20/19 09:15	MTW	TAL PIT
Instrument ID: NOEQUIP										
Leach	Leach	1313			95 g	935.4 mL	270898	02/18/19 09:15	MTW	TAL PIT
Leach	Analysis	SM 2510B		1			270933	02/20/19 09:15	MTW	TAL PIT
Instrument ID: NOEQUIP										
Leach	Leach	1313			95 g	935.4 mL	270898	02/18/19 09:15	MTW	TAL PIT
Leach	Analysis	SM 2580B		1			270932	02/20/19 09:15	MTW	TAL PIT
Instrument ID: NOEQUIP										

Client Sample ID: ABB pH 13.0
Date Collected: 01/16/19 09:05
Date Received: 01/05/19 09:30

Lab Sample ID: 180-85447-26
Matrix: Water

Prep Type	Batch Type	Batch Method	Run	Dil Factor	Initial Amount	Final Amount	Batch Number	Prepared or Analyzed	Analyst	Lab
Total/NA	Prep	PrecSep-21			249.96 mL	1.0 g	411366	01/21/19 08:18	JLC	TAL SL
Total/NA	Analysis	903.0		1			414506	02/12/19 05:41	KLS	TAL SL
Instrument ID: GFPCORANGE										
Total/NA	Prep	PrecSep_0			249.96 mL	1.0 g	411374	01/21/19 09:34	JLC	TAL SL
Total/NA	Analysis	904.0		1			413455	02/04/19 16:14	KLS	TAL SL
Instrument ID: GFPCPURPLE										

Client Sample ID: ABB pH 12.0
Date Collected: 01/16/19 09:05
Date Received: 01/05/19 09:30

Lab Sample ID: 180-85447-27
Matrix: Water

Prep Type	Batch Type	Batch Method	Run	Dil Factor	Initial Amount	Final Amount	Batch Number	Prepared or Analyzed	Analyst	Lab
Total/NA	Prep	PrecSep-21			249.91 mL	1.0 g	411366	01/21/19 08:18	JLC	TAL SL
Total/NA	Analysis	903.0		1			414506	02/12/19 05:42	KLS	TAL SL
Instrument ID: GFPCORANGE										
Total/NA	Prep	PrecSep_0			249.91 mL	1.0 g	411374	01/21/19 09:34	JLC	TAL SL
Total/NA	Analysis	904.0		1			413455	02/04/19 16:14	KLS	TAL SL
Instrument ID: GFPCPURPLE										

Client Sample ID: ABB pH 10.5
Date Collected: 01/18/19 09:20
Date Received: 01/05/19 09:30

Lab Sample ID: 180-85447-28
Matrix: Water

Prep Type	Batch Type	Batch Method	Run	Dil Factor	Initial Amount	Final Amount	Batch Number	Prepared or Analyzed	Analyst	Lab
Total/NA	Prep	PrecSep-21			292.54 mL	1.0 g	411711	01/22/19 13:04	CLP	TAL SL
Total/NA	Analysis	903.0		1			414693	02/13/19 05:51	KLS	TAL SL
Instrument ID: GFPCORANGE										
Total/NA	Prep	PrecSep_0			292.54 mL	1.0 g	411716	01/22/19 14:01	CLP	TAL SL

Client: KPRG and Associates, Inc.
 Project/Site: Midwest Generation

TestAmerica Job ID: 180-85447-2

Client Sample ID: ABB pH 10.5

Lab Sample ID: 180-85447-28

Date Collected: 01/18/19 09:20

Matrix: Water

Date Received: 01/05/19 09:30

Prep Type	Batch Type	Batch Method	Run	Dil Factor	Initial Amount	Final Amount	Batch Number	Prepared or Analyzed	Analyst	Lab
Total/NA	Analysis	904.0		1			413722	02/05/19 15:57	CDR	TAL SL
Instrument ID: GFPCORANGE										

Client Sample ID: ABB pH 8.0

Lab Sample ID: 180-85447-30

Date Collected: 01/16/19 09:05

Matrix: Water

Date Received: 01/05/19 09:30

Prep Type	Batch Type	Batch Method	Run	Dil Factor	Initial Amount	Final Amount	Batch Number	Prepared or Analyzed	Analyst	Lab
Total/NA	Prep	PrecSep-21			556.67 mL	1.0 g	411366	01/21/19 08:18	JLC	TAL SL
Total/NA	Analysis	903.0		1			414506	02/12/19 05:42	KLS	TAL SL
Instrument ID: GFPCORANGE										
Total/NA	Prep	PrecSep_0			556.67 mL	1.0 g	411374	01/21/19 09:34	JLC	TAL SL
Total/NA	Analysis	904.0		1			413455	02/04/19 16:14	KLS	TAL SL
Instrument ID: GFPCPURPLE										

Client Sample ID: ABB pH 7.0

Lab Sample ID: 180-85447-31

Date Collected: 01/16/19 09:05

Matrix: Water

Date Received: 01/05/19 09:30

Prep Type	Batch Type	Batch Method	Run	Dil Factor	Initial Amount	Final Amount	Batch Number	Prepared or Analyzed	Analyst	Lab
Total/NA	Prep	PrecSep-21			550.54 mL	1.0 g	411366	01/21/19 08:18	JLC	TAL SL
Total/NA	Analysis	903.0		1			414506	02/12/19 05:42	KLS	TAL SL
Instrument ID: GFPCORANGE										
Total/NA	Prep	PrecSep_0			550.54 mL	1.0 g	411374	01/21/19 09:34	JLC	TAL SL
Total/NA	Analysis	904.0		1			413455	02/04/19 16:15	KLS	TAL SL
Instrument ID: GFPCPURPLE										

Client Sample ID: ABB pH 5.5

Lab Sample ID: 180-85447-32

Date Collected: 01/18/19 09:20

Matrix: Water

Date Received: 01/05/19 09:30

Prep Type	Batch Type	Batch Method	Run	Dil Factor	Initial Amount	Final Amount	Batch Number	Prepared or Analyzed	Analyst	Lab
Total/NA	Prep	PrecSep-21			582.99 mL	1.0 g	411711	01/22/19 13:04	CLP	TAL SL
Total/NA	Analysis	903.0		1			414693	02/13/19 05:51	KLS	TAL SL
Instrument ID: GFPCORANGE										
Total/NA	Prep	PrecSep_0			582.99 mL	1.0 g	411716	01/22/19 14:01	CLP	TAL SL
Total/NA	Analysis	904.0		1			413722	02/05/19 15:57	CDR	TAL SL
Instrument ID: GFPCORANGE										

Client: KPRG and Associates, Inc.
 Project/Site: Midwest Generation

TestAmerica Job ID: 180-85447-2

Client Sample ID: ABB pH 4.0

Lab Sample ID: 180-85447-33

Date Collected: 01/18/19 09:20

Matrix: Water

Date Received: 01/05/19 09:30

Prep Type	Batch Type	Batch Method	Run	Dil Factor	Initial Amount	Final Amount	Batch Number	Prepared or Analyzed	Analyst	Lab
Total/NA	Prep	PrecSep-21			587.67 mL	1.0 g	411711	01/22/19 13:04	CLP	TAL SL
Total/NA	Analysis	903.0		1			414693	02/13/19 05:51	KLS	TAL SL
Instrument ID: GFPCORANGE										
Total/NA	Prep	PrecSep_0			587.67 mL	1.0 g	411716	01/22/19 14:01	CLP	TAL SL
Total/NA	Analysis	904.0		1			413722	02/05/19 15:57	CDR	TAL SL
Instrument ID: GFPCORANGE										

Client Sample ID: ABB pH 2.0

Lab Sample ID: 180-85447-34

Date Collected: 02/07/19 07:30

Matrix: Water

Date Received: 01/05/19 09:30

Prep Type	Batch Type	Batch Method	Run	Dil Factor	Initial Amount	Final Amount	Batch Number	Prepared or Analyzed	Analyst	Lab
Total/NA	Prep	Fill_Geo-21			500 mL	1.0 g	417071	02/27/19 15:04	KRS	TAL SL
Total/NA	Analysis	901.1		1			420133	03/20/19 10:34	KLS	TAL SL
Instrument ID: GAMMAVISION										

Client Sample ID: ABB pH NATURAL

Lab Sample ID: 180-85447-35

Date Collected: 01/16/19 09:05

Matrix: Water

Date Received: 01/05/19 09:30

Prep Type	Batch Type	Batch Method	Run	Dil Factor	Initial Amount	Final Amount	Batch Number	Prepared or Analyzed	Analyst	Lab
Total/NA	Prep	PrecSep-21			549.43 mL	1.0 g	411366	01/21/19 08:18	JLC	TAL SL
Total/NA	Analysis	903.0		1			414506	02/12/19 05:42	KLS	TAL SL
Instrument ID: GFPCORANGE										
Total/NA	Prep	PrecSep_0			549.43 mL	1.0 g	411374	01/21/19 09:34	JLC	TAL SL
Total/NA	Analysis	904.0		1			413455	02/04/19 16:15	KLS	TAL SL
Instrument ID: GFPCPURPLE										

Client Sample ID: ASB pH 13.0

Lab Sample ID: 180-85447-36

Date Collected: 01/16/19 09:05

Matrix: Water

Date Received: 01/05/19 09:30

Prep Type	Batch Type	Batch Method	Run	Dil Factor	Initial Amount	Final Amount	Batch Number	Prepared or Analyzed	Analyst	Lab
Total/NA	Prep	PrecSep-21			563.20 mL	1.0 g	411366	01/21/19 08:18	JLC	TAL SL
Total/NA	Analysis	903.0		1			414506	02/12/19 05:42	KLS	TAL SL
Instrument ID: GFPCORANGE										
Total/NA	Prep	PrecSep_0			563.20 mL	1.0 g	411374	01/21/19 09:34	JLC	TAL SL
Total/NA	Analysis	904.0		1			413455	02/04/19 16:15	KLS	TAL SL
Instrument ID: GFPCPURPLE										

Client: KPRG and Associates, Inc.
 Project/Site: Midwest Generation

TestAmerica Job ID: 180-85447-2

Client Sample ID: ASB pH 12.0

Lab Sample ID: 180-85447-37

Date Collected: 01/16/19 09:05

Matrix: Water

Date Received: 01/05/19 09:30

Prep Type	Batch Type	Batch Method	Run	Dil Factor	Initial Amount	Final Amount	Batch Number	Prepared or Analyzed	Analyst	Lab
Total/NA	Prep	PrecSep-21			571.25 mL	1.0 g	411366	01/21/19 08:18	JLC	TAL SL
Total/NA	Analysis	903.0		1			414506	02/12/19 05:42	KLS	TAL SL
Instrument ID: GFPCORANGE										
Total/NA	Prep	PrecSep_0			571.25 mL	1.0 g	411374	01/21/19 09:34	JLC	TAL SL
Total/NA	Analysis	904.0		1			413455	02/04/19 16:15	KLS	TAL SL
Instrument ID: GFPCPURPLE										

Client Sample ID: ASB pH 10.5

Lab Sample ID: 180-85447-38

Date Collected: 01/16/19 09:05

Matrix: Water

Date Received: 01/05/19 09:30

Prep Type	Batch Type	Batch Method	Run	Dil Factor	Initial Amount	Final Amount	Batch Number	Prepared or Analyzed	Analyst	Lab
Total/NA	Prep	PrecSep-21			547.60 mL	1.0 g	411366	01/21/19 08:18	JLC	TAL SL
Total/NA	Analysis	903.0		1			414506	02/12/19 05:42	KLS	TAL SL
Instrument ID: GFPCORANGE										
Total/NA	Prep	PrecSep_0			547.60 mL	1.0 g	411374	01/21/19 09:34	JLC	TAL SL
Total/NA	Analysis	904.0		1			413455	02/04/19 16:15	KLS	TAL SL
Instrument ID: GFPCPURPLE										

Client Sample ID: ASB pH 8.0

Lab Sample ID: 180-85447-40

Date Collected: 01/16/19 09:05

Matrix: Water

Date Received: 01/05/19 09:30

Prep Type	Batch Type	Batch Method	Run	Dil Factor	Initial Amount	Final Amount	Batch Number	Prepared or Analyzed	Analyst	Lab
Total/NA	Prep	PrecSep-21			558.12 mL	1.0 g	411366	01/21/19 08:18	JLC	TAL SL
Total/NA	Analysis	903.0		1			414506	02/12/19 05:42	KLS	TAL SL
Instrument ID: GFPCORANGE										
Total/NA	Prep	PrecSep_0			558.12 mL	1.0 g	411374	01/21/19 09:34	JLC	TAL SL
Total/NA	Analysis	904.0		1			413455	02/04/19 16:15	KLS	TAL SL
Instrument ID: GFPCPURPLE										

Client Sample ID: ASB pH 7.0

Lab Sample ID: 180-85447-41

Date Collected: 01/16/19 09:05

Matrix: Water

Date Received: 01/05/19 09:30

Prep Type	Batch Type	Batch Method	Run	Dil Factor	Initial Amount	Final Amount	Batch Number	Prepared or Analyzed	Analyst	Lab
Total/NA	Prep	PrecSep-21			565.90 mL	1.0 g	411366	01/21/19 08:18	JLC	TAL SL
Total/NA	Analysis	903.0		1			414507	02/12/19 05:44	KLS	TAL SL
Instrument ID: GFPCPURPLE										
Total/NA	Prep	PrecSep_0			565.90 mL	1.0 g	411374	01/21/19 09:34	JLC	TAL SL
Total/NA	Analysis	904.0		1			413455	02/04/19 16:15	KLS	TAL SL
Instrument ID: GFPCPURPLE										

Client: KPRG and Associates, Inc.
 Project/Site: Midwest Generation

TestAmerica Job ID: 180-85447-2

Client Sample ID: ASB pH 5.5

Lab Sample ID: 180-85447-42

Date Collected: 01/18/19 09:20

Matrix: Water

Date Received: 01/05/19 09:30

Prep Type	Batch Type	Batch Method	Run	Dil Factor	Initial Amount	Final Amount	Batch Number	Prepared or Analyzed	Analyst	Lab
Total/NA	Prep	PrecSep-21			582.05 mL	1.0 g	411711	01/22/19 13:04	CLP	TAL SL
Total/NA	Analysis	903.0		1			414693	02/13/19 05:51	KLS	TAL SL
Instrument ID: GFPCORANGE										
Total/NA	Prep	PrecSep_0			582.05 mL	1.0 g	411716	01/22/19 14:01	CLP	TAL SL
Total/NA	Analysis	904.0		1			413722	02/05/19 15:57	CDR	TAL SL
Instrument ID: GFPCORANGE										

Client Sample ID: ASB pH NATURAL

Lab Sample ID: 180-85447-45

Date Collected: 01/16/19 09:05

Matrix: Water

Date Received: 01/05/19 09:30

Prep Type	Batch Type	Batch Method	Run	Dil Factor	Initial Amount	Final Amount	Batch Number	Prepared or Analyzed	Analyst	Lab
Total/NA	Prep	PrecSep-21			548.67 mL	1.0 g	411366	01/21/19 08:18	JLC	TAL SL
Total/NA	Analysis	903.0		1			414507	02/12/19 05:44	KLS	TAL SL
Instrument ID: GFPCPURPLE										
Total/NA	Prep	PrecSep_0			548.67 mL	1.0 g	411374	01/21/19 09:34	JLC	TAL SL
Total/NA	Analysis	904.0		1			413455	02/04/19 16:15	KLS	TAL SL
Instrument ID: GFPCPURPLE										

Client Sample ID: MB LOW

Lab Sample ID: 180-85447-46

Date Collected: 01/18/19 09:20

Matrix: Water

Date Received: 01/05/19 09:30

Prep Type	Batch Type	Batch Method	Run	Dil Factor	Initial Amount	Final Amount	Batch Number	Prepared or Analyzed	Analyst	Lab
Total/NA	Prep	PrecSep-21			557.25 mL	1.0 g	411711	01/22/19 13:04	CLP	TAL SL
Total/NA	Analysis	903.0		1			414693	02/13/19 05:51	KLS	TAL SL
Instrument ID: GFPCORANGE										
Total/NA	Prep	PrecSep_0			557.25 mL	1.0 g	411716	01/22/19 14:01	CLP	TAL SL
Total/NA	Analysis	904.0		1			413722	02/05/19 15:57	CDR	TAL SL
Instrument ID: GFPCORANGE										

Client Sample ID: MB NATURAL

Lab Sample ID: 180-85447-47

Date Collected: 01/16/19 09:05

Matrix: Water

Date Received: 01/05/19 09:30

Prep Type	Batch Type	Batch Method	Run	Dil Factor	Initial Amount	Final Amount	Batch Number	Prepared or Analyzed	Analyst	Lab
Total/NA	Prep	PrecSep-21			561.92 mL	1.0 g	411366	01/21/19 08:18	JLC	TAL SL
Total/NA	Analysis	903.0		1			414507	02/12/19 05:44	KLS	TAL SL
Instrument ID: GFPCPURPLE										
Total/NA	Prep	PrecSep_0			561.92 mL	1.0 g	411374	01/21/19 09:34	JLC	TAL SL
Total/NA	Analysis	904.0		1			413455	02/04/19 16:15	KLS	TAL SL
Instrument ID: GFPCPURPLE										

Client: KPRG and Associates, Inc.
 Project/Site: Midwest Generation

TestAmerica Job ID: 180-85447-2

Client Sample ID: MB HIGH

Lab Sample ID: 180-85447-48

Date Collected: 01/16/19 09:05

Matrix: Water

Date Received: 01/05/19 09:30

Prep Type	Batch Type	Batch Method	Run	Dil Factor	Initial Amount	Final Amount	Batch Number	Prepared or Analyzed	Analyst	Lab
Total/NA	Prep	PrecSep-21			569.08 mL	1.0 g	411366	01/21/19 08:18	JLC	TAL SL
Total/NA	Analysis	903.0		1			414507	02/12/19 05:44	KLS	TAL SL
Instrument ID: GFPCPURPLE										
Total/NA	Prep	PrecSep_0			569.08 mL	1.0 g	411374	01/21/19 09:34	JLC	TAL SL
Total/NA	Analysis	904.0		1			413455	02/04/19 16:16	KLS	TAL SL
Instrument ID: GFPCPURPLE										

Client Sample ID: MB LOW 1

Lab Sample ID: 180-85447-50

Date Collected: 01/23/19 07:40

Matrix: Water

Date Received: 01/05/19 09:30

Prep Type	Batch Type	Batch Method	Run	Dil Factor	Initial Amount	Final Amount	Batch Number	Prepared or Analyzed	Analyst	Lab
Total/NA	Prep	PrecSep-21			575.94 mL	1.0 g	412109	01/25/19 08:41	HET	TAL SL
Total/NA	Analysis	903.0		1			415289	02/18/19 06:02	CDR	TAL SL
Instrument ID: GFPCORANGE										
Total/NA	Prep	PrecSep_0			575.94 mL	1.0 g	412125	01/25/19 10:48	HET	TAL SL
Total/NA	Analysis	904.0		1			413930	02/07/19 15:47	CDR	TAL SL
Instrument ID: GFPCPURPLE										

Client Sample ID: MB LOW 2

Lab Sample ID: 180-85447-51

Date Collected: 01/31/19 00:00

Matrix: Solid

Date Received: 01/05/19 09:30

Prep Type	Batch Type	Batch Method	Run	Dil Factor	Initial Amount	Final Amount	Batch Number	Prepared or Analyzed	Analyst	Lab
Leach	Leach	1313			1.0 g	950 mL	270898	02/18/19 09:15	MTW	TAL PIT
Leach	Analysis	EPA 9040C		1			270930	02/20/19 09:15	MTW	TAL PIT
Instrument ID: NOEQUIP										
Leach	Leach	1313			1.0 g	950 mL	270898	02/18/19 09:15	MTW	TAL PIT
Leach	Analysis	SM 2510B		1			270933	02/20/19 09:15	MTW	TAL PIT
Instrument ID: NOEQUIP										
Leach	Leach	1313			1.0 g	950 mL	270898	02/18/19 09:15	MTW	TAL PIT
Leach	Analysis	SM 2580B		1			270932	02/20/19 09:15	MTW	TAL PIT
Instrument ID: NOEQUIP										

Client Sample ID: MB LOW 2

Lab Sample ID: 180-85447-52

Date Collected: 02/07/19 07:30

Matrix: Water

Date Received: 01/05/19 09:30

Prep Type	Batch Type	Batch Method	Run	Dil Factor	Initial Amount	Final Amount	Batch Number	Prepared or Analyzed	Analyst	Lab
Total/NA	Prep	PrecSep-21			606.25 mL	1.0 g	414637	02/12/19 15:24	CLP	TAL SL
Total/NA	Analysis	903.0		1			417879	03/06/19 05:43	CDR	TAL SL
Instrument ID: GFPCPURPLE										
Total/NA	Prep	PrecSep_0			606.25 mL	1.0 g	414649	02/12/19 16:59	CLP	TAL SL

TestAmerica Pittsburgh

Client: KPRG and Associates, Inc.
 Project/Site: Midwest Generation

TestAmerica Job ID: 180-85447-2

Client Sample ID: MB LOW 2

Lab Sample ID: 180-85447-52

Date Collected: 02/07/19 07:30

Matrix: Water

Date Received: 01/05/19 09:30

Prep Type	Batch Type	Batch Method	Run	Dil Factor	Initial Amount	Final Amount	Batch Number	Prepared or Analyzed	Analyst	Lab
Total/NA	Analysis	904.0		1	1.0 mL	1.0 mL	415904	02/21/19 09:10	KLS	TAL SL
Instrument ID: GFPCORANGE										

Laboratory References:

TAL PIT = TestAmerica Pittsburgh, 301 Alpha Drive, RIDC Park, Pittsburgh, PA 15238, TEL (412)963-7058
 TAL SL = TestAmerica St. Louis, 13715 Rider Trail North, Earth City, MO 63045, TEL (314)298-8566

Analyst References:

Lab: TAL PIT

Batch Type: Leach
 MTW = Michael Wesoloski

Batch Type: Analysis
 MTW = Michael Wesoloski

Lab: TAL SL

Batch Type: Prep
 CLP = Cassandra Park
 HET = Hailey Thompson
 JLC = Jessica Chapman
 KRS = Kurt Slama

Batch Type: Analysis
 CDR = Conrad Reuscher
 KLS = Kody Saulters



Client Sample Results

Client: KPRG and Associates, Inc.
Project/Site: Midwest Generation

TestAmerica Job ID: 180-85447-2

Client Sample ID: ABB pH 2.0
Date Collected: 01/04/19 11:10
Date Received: 01/05/19 09:30

Lab Sample ID: 180-85447-10
Matrix: Solid

General Chemistry - Leach

Analyte	Result	Qualifier	RL	MDL	Unit	D	Prepared	Analyzed	Dil Fac
pH	2.2		0.1	0.1	SU			02/20/19 09:15	1
Specific Conductance	78000		1.0	1.0	umhos/cm			02/20/19 09:15	1
Oxidation Reduction Potential	580		10	10	millivolts			02/20/19 09:15	1

Client Sample ID: ABB pH 13.0
Date Collected: 01/16/19 09:05
Date Received: 01/05/19 09:30

Lab Sample ID: 180-85447-26
Matrix: Water

Method: 903.0 - Radium-226 (GFPC)

Analyte	Result	Qualifier	Count Uncert. (2σ+/-)	Total Uncert. (2σ+/-)	RL	MDC	Unit	Prepared	Analyzed	Dil Fac
Radium-226	0.0662	U	0.237	0.237	1.00	0.454	pCi/L	01/21/19 08:18	02/12/19 05:41	1
Carrier	%Yield	Qualifier	Limits					Prepared	Analyzed	Dil Fac
Ba Carrier	89.7		40 - 110					01/21/19 08:18	02/12/19 05:41	1

Method: 904.0 - Radium-228 (GFPC)

Analyte	Result	Qualifier	Count Uncert. (2σ+/-)	Total Uncert. (2σ+/-)	RL	MDC	Unit	Prepared	Analyzed	Dil Fac
Radium-228	0.874	U G	1.18	1.18	1.00	1.97	pCi/L	01/21/19 09:34	02/04/19 16:14	1
Carrier	%Yield	Qualifier	Limits					Prepared	Analyzed	Dil Fac
Ba Carrier	89.7		40 - 110					01/21/19 09:34	02/04/19 16:14	1
Y Carrier	65.8		40 - 110					01/21/19 09:34	02/04/19 16:14	1

Client Sample ID: ABB pH 12.0
Date Collected: 01/16/19 09:05
Date Received: 01/05/19 09:30

Lab Sample ID: 180-85447-27
Matrix: Water

Method: 903.0 - Radium-226 (GFPC)

Analyte	Result	Qualifier	Count Uncert. (2σ+/-)	Total Uncert. (2σ+/-)	RL	MDC	Unit	Prepared	Analyzed	Dil Fac
Radium-226	0.0994	U	0.225	0.225	1.00	0.414	pCi/L	01/21/19 08:18	02/12/19 05:42	1
Carrier	%Yield	Qualifier	Limits					Prepared	Analyzed	Dil Fac
Ba Carrier	94.4		40 - 110					01/21/19 08:18	02/12/19 05:42	1

Method: 904.0 - Radium-228 (GFPC)

Analyte	Result	Qualifier	Count Uncert. (2σ+/-)	Total Uncert. (2σ+/-)	RL	MDC	Unit	Prepared	Analyzed	Dil Fac
Radium-228	-0.785	U G	1.01	1.01	1.00	1.92	pCi/L	01/21/19 09:34	02/04/19 16:14	1
Carrier	%Yield	Qualifier	Limits					Prepared	Analyzed	Dil Fac
Ba Carrier	94.4		40 - 110					01/21/19 09:34	02/04/19 16:14	1
Y Carrier	78.9		40 - 110					01/21/19 09:34	02/04/19 16:14	1

Client Sample Results

Client: KPRG and Associates, Inc.
Project/Site: Midwest Generation

TestAmerica Job ID: 180-85447-2

Client Sample ID: ABB pH 10.5
Date Collected: 01/18/19 09:20
Date Received: 01/05/19 09:30

Lab Sample ID: 180-85447-28
Matrix: Water

Method: 903.0 - Radium-226 (GFPC)

Analyte	Result	Qualifier	Count Uncert. (2σ+/-)	Total Uncert. (2σ+/-)	RL	MDC	Unit	Prepared	Analyzed	Dil Fac
Radium-226	0.151	U	0.185	0.185	1.00	0.298	pCi/L	01/22/19 13:04	02/13/19 05:51	1
Carrier	%Yield	Qualifier	Limits					Prepared	Analyzed	Dil Fac
Ba Carrier	83.5		40 - 110					01/22/19 13:04	02/13/19 05:51	1

Method: 904.0 - Radium-228 (GFPC)

Analyte	Result	Qualifier	Count Uncert. (2σ+/-)	Total Uncert. (2σ+/-)	RL	MDC	Unit	Prepared	Analyzed	Dil Fac
Radium-228	0.664	U G	1.05	1.05	1.00	1.78	pCi/L	01/22/19 14:01	02/05/19 15:57	1
Carrier	%Yield	Qualifier	Limits					Prepared	Analyzed	Dil Fac
Ba Carrier	83.5		40 - 110					01/22/19 14:01	02/05/19 15:57	1
Y Carrier	65.8		40 - 110					01/22/19 14:01	02/05/19 15:57	1

Client Sample ID: ABB pH 8.0
Date Collected: 01/16/19 09:05
Date Received: 01/05/19 09:30

Lab Sample ID: 180-85447-30
Matrix: Water

Method: 903.0 - Radium-226 (GFPC)

Analyte	Result	Qualifier	Count Uncert. (2σ+/-)	Total Uncert. (2σ+/-)	RL	MDC	Unit	Prepared	Analyzed	Dil Fac
Radium-226	0.122	U	0.131	0.131	1.00	0.209	pCi/L	01/21/19 08:18	02/12/19 05:42	1
Carrier	%Yield	Qualifier	Limits					Prepared	Analyzed	Dil Fac
Ba Carrier	97.6		40 - 110					01/21/19 08:18	02/12/19 05:42	1

Method: 904.0 - Radium-228 (GFPC)

Analyte	Result	Qualifier	Count Uncert. (2σ+/-)	Total Uncert. (2σ+/-)	RL	MDC	Unit	Prepared	Analyzed	Dil Fac
Radium-228	0.208	U	0.408	0.409	1.00	0.697	pCi/L	01/21/19 09:34	02/04/19 16:14	1
Carrier	%Yield	Qualifier	Limits					Prepared	Analyzed	Dil Fac
Ba Carrier	97.6		40 - 110					01/21/19 09:34	02/04/19 16:14	1
Y Carrier	83.4		40 - 110					01/21/19 09:34	02/04/19 16:14	1

Client Sample ID: ABB pH 7.0
Date Collected: 01/16/19 09:05
Date Received: 01/05/19 09:30

Lab Sample ID: 180-85447-31
Matrix: Water

Method: 903.0 - Radium-226 (GFPC)

Analyte	Result	Qualifier	Count Uncert. (2σ+/-)	Total Uncert. (2σ+/-)	RL	MDC	Unit	Prepared	Analyzed	Dil Fac
Radium-226	0.0835	U	0.104	0.104	1.00	0.171	pCi/L	01/21/19 08:18	02/12/19 05:42	1
Carrier	%Yield	Qualifier	Limits					Prepared	Analyzed	Dil Fac
Ba Carrier	102		40 - 110					01/21/19 08:18	02/12/19 05:42	1

TestAmerica Pittsburgh

Client Sample Results

Client: KPRG and Associates, Inc.
Project/Site: Midwest Generation

TestAmerica Job ID: 180-85447-2

Method: 904.0 - Radium-228 (GFPC)

Analyte	Result	Qualifier	Count Uncert. (2σ+/-)	Total Uncert. (2σ+/-)	RL	MDC	Unit	Prepared	Analyzed	Dil Fac
Radium-228	0.255	U	0.409	0.410	1.00	0.689	pCi/L	01/21/19 09:34	02/04/19 16:15	1
Carrier	%Yield	Qualifier	Limits					Prepared	Analyzed	Dil Fac
Ba Carrier	102		40 - 110					01/21/19 09:34	02/04/19 16:15	1
Y Carrier	87.1		40 - 110					01/21/19 09:34	02/04/19 16:15	1

Client Sample ID: ABB pH 5.5

Date Collected: 01/18/19 09:20

Date Received: 01/05/19 09:30

Lab Sample ID: 180-85447-32

Matrix: Water

Method: 903.0 - Radium-226 (GFPC)

Analyte	Result	Qualifier	Count Uncert. (2σ+/-)	Total Uncert. (2σ+/-)	RL	MDC	Unit	Prepared	Analyzed	Dil Fac
Radium-226	0.258		0.149	0.150	1.00	0.189	pCi/L	01/22/19 13:04	02/13/19 05:51	1
Carrier	%Yield	Qualifier	Limits					Prepared	Analyzed	Dil Fac
Ba Carrier	92.3		40 - 110					01/22/19 13:04	02/13/19 05:51	1

Method: 904.0 - Radium-228 (GFPC)

Analyte	Result	Qualifier	Count Uncert. (2σ+/-)	Total Uncert. (2σ+/-)	RL	MDC	Unit	Prepared	Analyzed	Dil Fac
Radium-228	0.454	U	0.408	0.410	1.00	0.653	pCi/L	01/22/19 14:01	02/05/19 15:57	1
Carrier	%Yield	Qualifier	Limits					Prepared	Analyzed	Dil Fac
Ba Carrier	92.3		40 - 110					01/22/19 14:01	02/05/19 15:57	1
Y Carrier	81.1		40 - 110					01/22/19 14:01	02/05/19 15:57	1

Client Sample ID: ABB pH 4.0

Date Collected: 01/18/19 09:20

Date Received: 01/05/19 09:30

Lab Sample ID: 180-85447-33

Matrix: Water

Method: 903.0 - Radium-226 (GFPC)

Analyte	Result	Qualifier	Count Uncert. (2σ+/-)	Total Uncert. (2σ+/-)	RL	MDC	Unit	Prepared	Analyzed	Dil Fac
Radium-226	0.909		0.216	0.231	1.00	0.141	pCi/L	01/22/19 13:04	02/13/19 05:51	1
Carrier	%Yield	Qualifier	Limits					Prepared	Analyzed	Dil Fac
Ba Carrier	109		40 - 110					01/22/19 13:04	02/13/19 05:51	1

Method: 904.0 - Radium-228 (GFPC)

Analyte	Result	Qualifier	Count Uncert. (2σ+/-)	Total Uncert. (2σ+/-)	RL	MDC	Unit	Prepared	Analyzed	Dil Fac
Radium-228	0.919		0.454	0.462	1.00	0.674	pCi/L	01/22/19 14:01	02/05/19 15:57	1
Carrier	%Yield	Qualifier	Limits					Prepared	Analyzed	Dil Fac
Ba Carrier	109		40 - 110					01/22/19 14:01	02/05/19 15:57	1
Y Carrier	82.2		40 - 110					01/22/19 14:01	02/05/19 15:57	1

Client: KPRG and Associates, Inc.
 Project/Site: Midwest Generation

TestAmerica Job ID: 180-85447-2

Client Sample ID: ABB pH 2.0
Date Collected: 02/07/19 07:30
Date Received: 01/05/19 09:30

Lab Sample ID: 180-85447-34
Matrix: Water

Method: 901.1 - Radium-226 & Other Gamma Emitters (GS)

Analyte	Result	Qualifier	Count Uncert. (2σ+/-)	Total Uncert. (2σ+/-)	RL	MDC	Unit	Prepared	Analyzed	Dil Fac
Radium-226	82.1		23.3	24.7	50.0	23.5	pCi/L	02/27/19 15:04	03/20/19 10:34	1
Radium-228	142		27.0	30.2	50.0	31.0	pCi/L	02/27/19 15:04	03/20/19 10:34	1

Client Sample ID: ABB pH NATURAL
Date Collected: 01/16/19 09:05
Date Received: 01/05/19 09:30

Lab Sample ID: 180-85447-35
Matrix: Water

Method: 903.0 - Radium-226 (GFPC)

Analyte	Result	Qualifier	Count Uncert. (2σ+/-)	Total Uncert. (2σ+/-)	RL	MDC	Unit	Prepared	Analyzed	Dil Fac
Radium-226	0.109	U	0.112	0.113	1.00	0.174	pCi/L	01/21/19 08:18	02/12/19 05:42	1
Carrier	%Yield	Qualifier	Limits					Prepared	Analyzed	Dil Fac
Ba Carrier	92.0		40 - 110					01/21/19 08:18	02/12/19 05:42	1

Method: 904.0 - Radium-228 (GFPC)

Analyte	Result	Qualifier	Count Uncert. (2σ+/-)	Total Uncert. (2σ+/-)	RL	MDC	Unit	Prepared	Analyzed	Dil Fac
Radium-228	0.453	U	0.454	0.456	1.00	0.737	pCi/L	01/21/19 09:34	02/04/19 16:15	1
Carrier	%Yield	Qualifier	Limits					Prepared	Analyzed	Dil Fac
Ba Carrier	92.0		40 - 110					01/21/19 09:34	02/04/19 16:15	1
Y Carrier	82.6		40 - 110					01/21/19 09:34	02/04/19 16:15	1

Client Sample ID: ASB pH 13.0
Date Collected: 01/16/19 09:05
Date Received: 01/05/19 09:30

Lab Sample ID: 180-85447-36
Matrix: Water

Method: 903.0 - Radium-226 (GFPC)

Analyte	Result	Qualifier	Count Uncert. (2σ+/-)	Total Uncert. (2σ+/-)	RL	MDC	Unit	Prepared	Analyzed	Dil Fac
Radium-226	0.0427	U	0.114	0.114	1.00	0.214	pCi/L	01/21/19 08:18	02/12/19 05:42	1
Carrier	%Yield	Qualifier	Limits					Prepared	Analyzed	Dil Fac
Ba Carrier	76.1		40 - 110					01/21/19 08:18	02/12/19 05:42	1

Method: 904.0 - Radium-228 (GFPC)

Analyte	Result	Qualifier	Count Uncert. (2σ+/-)	Total Uncert. (2σ+/-)	RL	MDC	Unit	Prepared	Analyzed	Dil Fac
Radium-228	0.836		0.546	0.551	1.00	0.835	pCi/L	01/21/19 09:34	02/04/19 16:15	1
Carrier	%Yield	Qualifier	Limits					Prepared	Analyzed	Dil Fac
Ba Carrier	76.1		40 - 110					01/21/19 09:34	02/04/19 16:15	1
Y Carrier	83.0		40 - 110					01/21/19 09:34	02/04/19 16:15	1

Client: KPRG and Associates, Inc.
 Project/Site: Midwest Generation

TestAmerica Job ID: 180-85447-2

Client Sample ID: ASB pH 12.0
Date Collected: 01/16/19 09:05
Date Received: 01/05/19 09:30

Lab Sample ID: 180-85447-37
Matrix: Water

Method: 903.0 - Radium-226 (GFPC)

Analyte	Result	Qualifier	Count Uncert. (2σ+/-)	Total Uncert. (2σ+/-)	RL	MDC	Unit	Prepared	Analyzed	Dil Fac
Radium-226	0.00931	U	0.0834	0.0834	1.00	0.172	pCi/L	01/21/19 08:18	02/12/19 05:42	1
Carrier	%Yield	Qualifier	Limits					Prepared	Analyzed	Dil Fac
Ba Carrier	93.2		40 - 110					01/21/19 08:18	02/12/19 05:42	1

Method: 904.0 - Radium-228 (GFPC)

Analyte	Result	Qualifier	Count Uncert. (2σ+/-)	Total Uncert. (2σ+/-)	RL	MDC	Unit	Prepared	Analyzed	Dil Fac
Radium-228	-0.0375	U	0.408	0.408	1.00	0.741	pCi/L	01/21/19 09:34	02/04/19 16:15	1
Carrier	%Yield	Qualifier	Limits					Prepared	Analyzed	Dil Fac
Ba Carrier	93.2		40 - 110					01/21/19 09:34	02/04/19 16:15	1
Y Carrier	83.4		40 - 110					01/21/19 09:34	02/04/19 16:15	1

Client Sample ID: ASB pH 10.5
Date Collected: 01/16/19 09:05
Date Received: 01/05/19 09:30

Lab Sample ID: 180-85447-38
Matrix: Water

Method: 903.0 - Radium-226 (GFPC)

Analyte	Result	Qualifier	Count Uncert. (2σ+/-)	Total Uncert. (2σ+/-)	RL	MDC	Unit	Prepared	Analyzed	Dil Fac
Radium-226	0.0538	U	0.106	0.106	1.00	0.191	pCi/L	01/21/19 08:18	02/12/19 05:42	1
Carrier	%Yield	Qualifier	Limits					Prepared	Analyzed	Dil Fac
Ba Carrier	91.2		40 - 110					01/21/19 08:18	02/12/19 05:42	1

Method: 904.0 - Radium-228 (GFPC)

Analyte	Result	Qualifier	Count Uncert. (2σ+/-)	Total Uncert. (2σ+/-)	RL	MDC	Unit	Prepared	Analyzed	Dil Fac
Radium-228	-0.433	U	0.336	0.339	1.00	0.703	pCi/L	01/21/19 09:34	02/04/19 16:15	1
Carrier	%Yield	Qualifier	Limits					Prepared	Analyzed	Dil Fac
Ba Carrier	91.2		40 - 110					01/21/19 09:34	02/04/19 16:15	1
Y Carrier	84.5		40 - 110					01/21/19 09:34	02/04/19 16:15	1

Client Sample ID: ASB pH 8.0
Date Collected: 01/16/19 09:05
Date Received: 01/05/19 09:30

Lab Sample ID: 180-85447-40
Matrix: Water

Method: 903.0 - Radium-226 (GFPC)

Analyte	Result	Qualifier	Count Uncert. (2σ+/-)	Total Uncert. (2σ+/-)	RL	MDC	Unit	Prepared	Analyzed	Dil Fac
Radium-226	0.0452	U	0.0940	0.0941	1.00	0.172	pCi/L	01/21/19 08:18	02/12/19 05:42	1
Carrier	%Yield	Qualifier	Limits					Prepared	Analyzed	Dil Fac
Ba Carrier	97.3		40 - 110					01/21/19 08:18	02/12/19 05:42	1

TestAmerica Pittsburgh

Client Sample Results

Client: KPRG and Associates, Inc.
Project/Site: Midwest Generation

TestAmerica Job ID: 180-85447-2

Method: 904.0 - Radium-228 (GFPC)

Analyte	Result	Qualifier	Count Uncert. (2σ+/-)	Total Uncert. (2σ+/-)	RL	MDC	Unit	Prepared	Analyzed	Dil Fac
Radium-228	0.312	U	0.371	0.372	1.00	0.612	pCi/L	01/21/19 09:34	02/04/19 16:15	1
Carrier	%Yield	Qualifier	Limits					Prepared	Analyzed	Dil Fac
Ba Carrier	97.3		40 - 110					01/21/19 09:34	02/04/19 16:15	1
Y Carrier	85.2		40 - 110					01/21/19 09:34	02/04/19 16:15	1

Client Sample ID: ASB pH 7.0

Date Collected: 01/16/19 09:05
Date Received: 01/05/19 09:30

Lab Sample ID: 180-85447-41

Matrix: Water

Method: 903.0 - Radium-226 (GFPC)

Analyte	Result	Qualifier	Count Uncert. (2σ+/-)	Total Uncert. (2σ+/-)	RL	MDC	Unit	Prepared	Analyzed	Dil Fac
Radium-226	0.282		0.136	0.138	1.00	0.158	pCi/L	01/21/19 08:18	02/12/19 05:44	1
Carrier	%Yield	Qualifier	Limits					Prepared	Analyzed	Dil Fac
Ba Carrier	106		40 - 110					01/21/19 08:18	02/12/19 05:44	1

Method: 904.0 - Radium-228 (GFPC)

Analyte	Result	Qualifier	Count Uncert. (2σ+/-)	Total Uncert. (2σ+/-)	RL	MDC	Unit	Prepared	Analyzed	Dil Fac
Radium-228	0.357	U	0.402	0.404	1.00	0.661	pCi/L	01/21/19 09:34	02/04/19 16:15	1
Carrier	%Yield	Qualifier	Limits					Prepared	Analyzed	Dil Fac
Ba Carrier	106		40 - 110					01/21/19 09:34	02/04/19 16:15	1
Y Carrier	86.7		40 - 110					01/21/19 09:34	02/04/19 16:15	1

Client Sample ID: ASB pH 5.5

Date Collected: 01/18/19 09:20
Date Received: 01/05/19 09:30

Lab Sample ID: 180-85447-42

Matrix: Water

Method: 903.0 - Radium-226 (GFPC)

Analyte	Result	Qualifier	Count Uncert. (2σ+/-)	Total Uncert. (2σ+/-)	RL	MDC	Unit	Prepared	Analyzed	Dil Fac
Radium-226	0.274		0.173	0.175	1.00	0.224	pCi/L	01/22/19 13:04	02/13/19 05:51	1
Carrier	%Yield	Qualifier	Limits					Prepared	Analyzed	Dil Fac
Ba Carrier	65.8		40 - 110					01/22/19 13:04	02/13/19 05:51	1

Method: 904.0 - Radium-228 (GFPC)

Analyte	Result	Qualifier	Count Uncert. (2σ+/-)	Total Uncert. (2σ+/-)	RL	MDC	Unit	Prepared	Analyzed	Dil Fac
Radium-228	0.477	U G	0.635	0.636	1.00	1.06	pCi/L	01/22/19 14:01	02/05/19 15:57	1
Carrier	%Yield	Qualifier	Limits					Prepared	Analyzed	Dil Fac
Ba Carrier	65.8		40 - 110					01/22/19 14:01	02/05/19 15:57	1
Y Carrier	83.0		40 - 110					01/22/19 14:01	02/05/19 15:57	1

Client Sample Results

Client: KPRG and Associates, Inc.
Project/Site: Midwest Generation

TestAmerica Job ID: 180-85447-2

Client Sample ID: ASB pH NATURAL

Lab Sample ID: 180-85447-45

Date Collected: 01/16/19 09:05

Matrix: Water

Date Received: 01/05/19 09:30

Method: 903.0 - Radium-226 (GFPC)

Analyte	Result	Qualifier	Count Uncert. (2σ+/-)	Total Uncert. (2σ+/-)	RL	MDC	Unit	Prepared	Analyzed	Dil Fac
Radium-226	-0.0153	U	0.0848	0.0848	1.00	0.185	pCi/L	01/21/19 08:18	02/12/19 05:44	1
Carrier	%Yield	Qualifier	Limits					Prepared	Analyzed	Dil Fac
Ba Carrier	97.1		40 - 110					01/21/19 08:18	02/12/19 05:44	1

Method: 904.0 - Radium-228 (GFPC)

Analyte	Result	Qualifier	Count Uncert. (2σ+/-)	Total Uncert. (2σ+/-)	RL	MDC	Unit	Prepared	Analyzed	Dil Fac
Radium-228	0.240	U	0.407	0.407	1.00	0.689	pCi/L	01/21/19 09:34	02/04/19 16:15	1
Carrier	%Yield	Qualifier	Limits					Prepared	Analyzed	Dil Fac
Ba Carrier	97.1		40 - 110					01/21/19 09:34	02/04/19 16:15	1
Y Carrier	86.0		40 - 110					01/21/19 09:34	02/04/19 16:15	1

Client Sample ID: MB LOW

Lab Sample ID: 180-85447-46

Date Collected: 01/18/19 09:20

Matrix: Water

Date Received: 01/05/19 09:30

Method: 903.0 - Radium-226 (GFPC)

Analyte	Result	Qualifier	Count Uncert. (2σ+/-)	Total Uncert. (2σ+/-)	RL	MDC	Unit	Prepared	Analyzed	Dil Fac
Radium-226	-0.0321	U	0.0963	0.0963	1.00	0.223	pCi/L	01/22/19 13:04	02/13/19 05:51	1
Carrier	%Yield	Qualifier	Limits					Prepared	Analyzed	Dil Fac
Ba Carrier	75.5		40 - 110					01/22/19 13:04	02/13/19 05:51	1

Method: 904.0 - Radium-228 (GFPC)

Analyte	Result	Qualifier	Count Uncert. (2σ+/-)	Total Uncert. (2σ+/-)	RL	MDC	Unit	Prepared	Analyzed	Dil Fac
Radium-228	0.360	U	0.545	0.546	1.00	0.916	pCi/L	01/22/19 14:01	02/05/19 15:57	1
Carrier	%Yield	Qualifier	Limits					Prepared	Analyzed	Dil Fac
Ba Carrier	75.5		40 - 110					01/22/19 14:01	02/05/19 15:57	1
Y Carrier	81.1		40 - 110					01/22/19 14:01	02/05/19 15:57	1

Client Sample ID: MB NATURAL

Lab Sample ID: 180-85447-47

Date Collected: 01/16/19 09:05

Matrix: Water

Date Received: 01/05/19 09:30

Method: 903.0 - Radium-226 (GFPC)

Analyte	Result	Qualifier	Count Uncert. (2σ+/-)	Total Uncert. (2σ+/-)	RL	MDC	Unit	Prepared	Analyzed	Dil Fac
Radium-226	-0.00488	U	0.0678	0.0678	1.00	0.151	pCi/L	01/21/19 08:18	02/12/19 05:44	1
Carrier	%Yield	Qualifier	Limits					Prepared	Analyzed	Dil Fac
Ba Carrier	102		40 - 110					01/21/19 08:18	02/12/19 05:44	1

TestAmerica Pittsburgh

Client Sample Results

Client: KPRG and Associates, Inc.
Project/Site: Midwest Generation

TestAmerica Job ID: 180-85447-2

Method: 904.0 - Radium-228 (GFPC)

Analyte	Result	Qualifier	Count Uncert. (2σ+/-)	Total Uncert. (2σ+/-)	RL	MDC	Unit	Prepared	Analyzed	Dil Fac
Radium-228	0.0316	U	0.340	0.340	1.00	0.613	pCi/L	01/21/19 09:34	02/04/19 16:15	1
Carrier	%Yield	Qualifier	Limits					Prepared	Analyzed	Dil Fac
Ba Carrier	102		40 - 110					01/21/19 09:34	02/04/19 16:15	1
Y Carrier	85.2		40 - 110					01/21/19 09:34	02/04/19 16:15	1

Client Sample ID: MB HIGH

Date Collected: 01/16/19 09:05
Date Received: 01/05/19 09:30

Lab Sample ID: 180-85447-48

Matrix: Water

Method: 903.0 - Radium-226 (GFPC)

Analyte	Result	Qualifier	Count Uncert. (2σ+/-)	Total Uncert. (2σ+/-)	RL	MDC	Unit	Prepared	Analyzed	Dil Fac
Radium-226	0.0528	U	0.0880	0.0882	1.00	0.155	pCi/L	01/21/19 08:18	02/12/19 05:44	1
Carrier	%Yield	Qualifier	Limits					Prepared	Analyzed	Dil Fac
Ba Carrier	95.0		40 - 110					01/21/19 08:18	02/12/19 05:44	1

Method: 904.0 - Radium-228 (GFPC)

Analyte	Result	Qualifier	Count Uncert. (2σ+/-)	Total Uncert. (2σ+/-)	RL	MDC	Unit	Prepared	Analyzed	Dil Fac
Radium-228	0.288	U	0.382	0.383	1.00	0.636	pCi/L	01/21/19 09:34	02/04/19 16:16	1
Carrier	%Yield	Qualifier	Limits					Prepared	Analyzed	Dil Fac
Ba Carrier	95.0		40 - 110					01/21/19 09:34	02/04/19 16:16	1
Y Carrier	84.1		40 - 110					01/21/19 09:34	02/04/19 16:16	1

Client Sample ID: MB LOW 1

Date Collected: 01/23/19 07:40
Date Received: 01/05/19 09:30

Lab Sample ID: 180-85447-50

Matrix: Water

Method: 903.0 - Radium-226 (GFPC)

Analyte	Result	Qualifier	Count Uncert. (2σ+/-)	Total Uncert. (2σ+/-)	RL	MDC	Unit	Prepared	Analyzed	Dil Fac
Radium-226	0.0480	U	0.0696	0.0697	1.00	0.119	pCi/L	01/25/19 08:41	02/18/19 06:02	1
Carrier	%Yield	Qualifier	Limits					Prepared	Analyzed	Dil Fac
Ba Carrier	101		40 - 110					01/25/19 08:41	02/18/19 06:02	1

Method: 904.0 - Radium-228 (GFPC)

Analyte	Result	Qualifier	Count Uncert. (2σ+/-)	Total Uncert. (2σ+/-)	RL	MDC	Unit	Prepared	Analyzed	Dil Fac
Radium-228	0.107	U	0.415	0.415	1.00	0.725	pCi/L	01/25/19 10:48	02/07/19 15:47	1
Carrier	%Yield	Qualifier	Limits					Prepared	Analyzed	Dil Fac
Ba Carrier	101		40 - 110					01/25/19 10:48	02/07/19 15:47	1
Y Carrier	77.8		40 - 110					01/25/19 10:48	02/07/19 15:47	1

Client Sample Results

Client: KPRG and Associates, Inc.
Project/Site: Midwest Generation

TestAmerica Job ID: 180-85447-2

Client Sample ID: MB LOW 2

Lab Sample ID: 180-85447-51

Date Collected: 01/31/19 00:00

Matrix: Solid

Date Received: 01/05/19 09:30

General Chemistry - Leach

Analyte	Result	Qualifier	RL	MDL	Unit	D	Prepared	Analyzed	Dil Fac
pH	0.4		0.1	0.1	SU			02/20/19 09:15	1
Specific Conductance	100000		1.0	1.0	umhos/cm			02/20/19 09:15	1
Oxidation Reduction Potential	550		10	10	millivolts			02/20/19 09:15	1

Client Sample ID: MB LOW 2

Lab Sample ID: 180-85447-52

Date Collected: 02/07/19 07:30

Matrix: Water

Date Received: 01/05/19 09:30

Method: 903.0 - Radium-226 (GFPC)

Analyte	Result	Qualifier	Count Uncert. (2σ+/-)	Total Uncert. (2σ+/-)	RL	MDC	Unit	Prepared	Analyzed	Dil Fac
Radium-226	0.000	U	0.0644	0.0644	1.00	0.139	pCi/L	02/12/19 15:24	03/06/19 05:43	1
Carrier	%Yield	Qualifier	Limits					Prepared	Analyzed	Dil Fac
Ba Carrier	88.5		40 - 110					02/12/19 15:24	03/06/19 05:43	1

Method: 904.0 - Radium-228 (GFPC)

Analyte	Result	Qualifier	Count Uncert. (2σ+/-)	Total Uncert. (2σ+/-)	RL	MDC	Unit	Prepared	Analyzed	Dil Fac
Radium-228	-0.545	U	0.313	0.317	1.00	0.666	pCi/L	02/12/19 16:59	02/21/19 09:10	1
Carrier	%Yield	Qualifier	Limits					Prepared	Analyzed	Dil Fac
Ba Carrier	88.5		40 - 110					02/12/19 16:59	02/21/19 09:10	1
Y Carrier	91.2		40 - 110					02/12/19 16:59	02/21/19 09:10	1

Client: KPRG and Associates, Inc.
 Project/Site: Midwest Generation

TestAmerica Job ID: 180-85447-2

Method: EPA 9040C - pH

Lab Sample ID: LCS 180-270930/1
 Matrix: Solid
 Analysis Batch: 270930

Client Sample ID: Lab Control Sample
 Prep Type: Total/NA

Analyte	Spike Added	LCS Result	LCS Qualifier	Unit	D	%Rec	%Rec. Limits
pH	7.00	7.0		SU		100	99 - 101

Lab Sample ID: 180-85447-10 DU
 Matrix: Solid
 Analysis Batch: 270930

Client Sample ID: ABB pH 2.0
 Prep Type: Leach

Analyte	Sample Result	Sample Qualifier	DU Result	DU Qualifier	Unit	D	RPD	RPD Limit
pH	2.2		2.2		SU		0.4	2

Method: SM 2510B - Conductivity, Specific Conductance

Lab Sample ID: MB 180-270933/2
 Matrix: Solid
 Analysis Batch: 270933

Client Sample ID: Method Blank
 Prep Type: Total/NA

Analyte	MB Result	MB Qualifier	RL	MDL	Unit	D	Prepared	Analyzed	Dil Fac
Specific Conductance	ND		1.0	1.0	umhos/cm			02/20/19 09:15	1

Lab Sample ID: LCS 180-270933/1
 Matrix: Solid
 Analysis Batch: 270933

Client Sample ID: Lab Control Sample
 Prep Type: Total/NA

Analyte	Spike Added	LCS Result	LCS Qualifier	Unit	D	%Rec	%Rec. Limits
Specific Conductance	84.0	86.6		umhos/cm		103	90 - 110

Lab Sample ID: 180-85447-10 DU
 Matrix: Solid
 Analysis Batch: 270933

Client Sample ID: ABB pH 2.0
 Prep Type: Leach

Analyte	Sample Result	Sample Qualifier	DU Result	DU Qualifier	Unit	D	RPD	RPD Limit
Specific Conductance	78000		78200		umhos/cm		0	20

Method: SM 2580B - Reduction-Oxidation (REDOX) Potential

Lab Sample ID: LCS 180-270932/1
 Matrix: Solid
 Analysis Batch: 270932

Client Sample ID: Lab Control Sample
 Prep Type: Total/NA

Analyte	Spike Added	LCS Result	LCS Qualifier	Unit	D	%Rec	%Rec. Limits
Oxidation Reduction Potential	475	474		millivolts		100	90 - 110

Lab Sample ID: 180-85447-10 DU
 Matrix: Solid
 Analysis Batch: 270932

Client Sample ID: ABB pH 2.0
 Prep Type: Leach

Analyte	Sample Result	Sample Qualifier	DU Result	DU Qualifier	Unit	D	RPD	RPD Limit
Oxidation Reduction Potential	580		581		millivolts		0.3	20

TestAmerica Pittsburgh

Client: KPRG and Associates, Inc.
 Project/Site: Midwest Generation

TestAmerica Job ID: 180-85447-2

Method: 901.1 - Radium-226 & Other Gamma Emitters (GS)

Lab Sample ID: MB 160-417071/1-A
 Matrix: Water
 Analysis Batch: 420131

Client Sample ID: Method Blank
 Prep Type: Total/NA
 Prep Batch: 417071

Analyte	MB MB		Count	Total	RL	MDC	Unit	Prepared	Analyzed	Dil Fac
	Result	Qualifier	Uncert. (2σ+/-)	Uncert. (2σ+/-)						
Radium-226	-5.956	U	19.8	19.8	50.0	33.9	pCi/L	02/27/19 15:04	03/20/19 08:19	1
Radium-228	16.40	U	15.9	16.0	50.0	19.3	pCi/L	02/27/19 15:04	03/20/19 08:19	1

Lab Sample ID: LCS 160-417071/2-A
 Matrix: Water
 Analysis Batch: 420132

Client Sample ID: Lab Control Sample
 Prep Type: Total/NA
 Prep Batch: 417071

Analyte	Spike Added	LCS Result	LCS Qual	Total	RL	MDC	Unit	%Rec	%Rec.
				Uncert. (2σ+/-)					Limits
Americium-241	136000	130900		15100		370	pCi/L	96	90 - 111
Cesium-137	44800	43740		4380		110	pCi/L	98	90 - 111
Cobalt-60	30200	29540		2920		66.5	pCi/L	98	89 - 110

Method: 903.0 - Radium-226 (GFPC)

Lab Sample ID: MB 160-411366/23-A
 Matrix: Water
 Analysis Batch: 414507

Client Sample ID: Method Blank
 Prep Type: Total/NA
 Prep Batch: 411366

Analyte	MB MB		Count	Total	RL	MDC	Unit	Prepared	Analyzed	Dil Fac
	Result	Qualifier	Uncert. (2σ+/-)	Uncert. (2σ+/-)						
Radium-226	0.08482	U	0.115	0.115	1.00	0.193	pCi/L	01/21/19 08:18	02/12/19 05:45	1
Carrier	MB %Yield	MB Qualifier	Limits					Prepared	Analyzed	Dil Fac
Ba Carrier	100		40 - 110					01/21/19 08:18	02/12/19 05:45	1

Lab Sample ID: LCS 160-411366/1-A
 Matrix: Water
 Analysis Batch: 414506

Client Sample ID: Lab Control Sample
 Prep Type: Total/NA
 Prep Batch: 411366

Analyte	Spike Added	LCS Result	LCS Qual	Total	RL	MDC	Unit	%Rec	%Rec.
				Uncert. (2σ+/-)					Limits
Radium-226	22.7	20.28		2.13	1.00	0.178	pCi/L	89	68 - 137
Carrier	LCS %Yield	LCS Qualifier	Limits						
Ba Carrier	99.4		40 - 110						

Lab Sample ID: MB 160-411711/22-A
 Matrix: Water
 Analysis Batch: 414688

Client Sample ID: Method Blank
 Prep Type: Total/NA
 Prep Batch: 411711

Analyte	MB MB		Count	Total	RL	MDC	Unit	Prepared	Analyzed	Dil Fac
	Result	Qualifier	Uncert. (2σ+/-)	Uncert. (2σ+/-)						
Radium-226	0.006351	U	0.0536	0.0536	1.00	0.112	pCi/L	01/22/19 13:04	02/13/19 05:55	1

TestAmerica Pittsburgh

Client: KPRG and Associates, Inc.
 Project/Site: Midwest Generation

TestAmerica Job ID: 180-85447-2

Method: 903.0 - Radium-226 (GFPC) (Continued)

Lab Sample ID: MB 160-411711/22-A
 Matrix: Water
 Analysis Batch: 414688

Client Sample ID: Method Blank
 Prep Type: Total/NA
 Prep Batch: 411711

Carrier	MB %Yield	MB Qualifier	Limits
Ba Carrier	72.0		40 - 110

Prepared	Analyzed	Dil Fac
01/22/19 13:04	02/13/19 05:55	1

Lab Sample ID: LCS 160-411711/1-A
 Matrix: Water
 Analysis Batch: 414693

Client Sample ID: Lab Control Sample
 Prep Type: Total/NA
 Prep Batch: 411711

Analyte	Spike Added	LCS Result	LCS Qual	Total Uncert. (2σ+/-)	RL	MDC	Unit	%Rec	%Rec. Limits
Radium-226	11.4	10.82		1.16	1.00	0.108	pCi/L	95	68 - 137

Carrier	LCS %Yield	LCS Qualifier	Limits
Ba Carrier	76.1		40 - 110

Lab Sample ID: MB 160-412109/18-A
 Matrix: Water
 Analysis Batch: 415289

Client Sample ID: Method Blank
 Prep Type: Total/NA
 Prep Batch: 412109

Analyte	MB Result	MB Qualifier	Count Uncert. (2σ+/-)	Total Uncert. (2σ+/-)	RL	MDC	Unit	Prepared	Analyzed	Dil Fac
Radium-226	0.004897	U	0.0405	0.0405	1.00	0.0824	pCi/L	01/25/19 08:41	02/18/19 06:05	1

Carrier	MB %Yield	MB Qualifier	Limits
Ba Carrier	109		40 - 110

Prepared	Analyzed	Dil Fac
01/25/19 08:41	02/18/19 06:05	1

Lab Sample ID: LCS 160-412109/1-A
 Matrix: Water
 Analysis Batch: 415289

Client Sample ID: Lab Control Sample
 Prep Type: Total/NA
 Prep Batch: 412109

Analyte	Spike Added	LCS Result	LCS Qual	Total Uncert. (2σ+/-)	RL	MDC	Unit	%Rec	%Rec. Limits
Radium-226	11.4	11.37		1.16	1.00	0.0749	pCi/L	100	68 - 137

Carrier	LCS %Yield	LCS Qualifier	Limits
Ba Carrier	107		40 - 110

Lab Sample ID: MB 160-414637/18-A
 Matrix: Water
 Analysis Batch: 417879

Client Sample ID: Method Blank
 Prep Type: Total/NA
 Prep Batch: 414637

Analyte	MB Result	MB Qualifier	Count Uncert. (2σ+/-)	Total Uncert. (2σ+/-)	RL	MDC	Unit	Prepared	Analyzed	Dil Fac
Radium-226	0.009030	U	0.0456	0.0456	1.00	0.0882	pCi/L	02/12/19 15:24	03/06/19 05:44	1

Carrier	MB %Yield	MB Qualifier	Limits
Ba Carrier	99.7		40 - 110

Prepared	Analyzed	Dil Fac
02/12/19 15:24	03/06/19 05:44	1

QC Sample Results

Client: KPRG and Associates, Inc.
Project/Site: Midwest Generation

TestAmerica Job ID: 180-85447-2

Method: 903.0 - Radium-226 (GFPC) (Continued)

Lab Sample ID: LCS 160-414637/1-A
Matrix: Water
Analysis Batch: 417878

Client Sample ID: Lab Control Sample
Prep Type: Total/NA
Prep Batch: 414637

Analyte	Spike Added	LCS Result	LCS Qual	Total Uncert. (2σ+/-)	RL	MDC	Unit	%Rec	%Rec. Limits	
Radium-226	11.4	8.870		0.923	1.00	0.0740	pCi/L	78	68 - 137	
Carrier	%Yield	LCS Qualifier	Limits							
Ba Carrier	106		40 - 110							

Method: 904.0 - Radium-228 (GFPC)

Lab Sample ID: MB 160-411374/23-A
Matrix: Water
Analysis Batch: 413681

Client Sample ID: Method Blank
Prep Type: Total/NA
Prep Batch: 411374

Analyte	MB Result	MB Qualifier	Count Uncert. (2σ+/-)	Total Uncert. (2σ+/-)	RL	MDC	Unit	Prepared	Analyzed	Dil Fac
Radium-228	0.6720	U	0.465	0.469	1.00	0.719	pCi/L	01/21/19 09:34	02/04/19 16:17	1
Carrier	%Yield	MB Qualifier	Limits							
Ba Carrier	100		40 - 110							
Y Carrier	86.7		40 - 110							
								Prepared	Analyzed	Dil Fac
								01/21/19 09:34	02/04/19 16:17	1
								01/21/19 09:34	02/04/19 16:17	1

Lab Sample ID: LCS 160-411374/1-A
Matrix: Water
Analysis Batch: 413455

Client Sample ID: Lab Control Sample
Prep Type: Total/NA
Prep Batch: 411374

Analyte	Spike Added	LCS Result	LCS Qual	Total Uncert. (2σ+/-)	RL	MDC	Unit	%Rec	%Rec. Limits	
Radium-228	19.0	19.35		2.34	1.00	0.976	pCi/L	102	56 - 140	
Carrier	%Yield	LCS Qualifier	Limits							
Ba Carrier	99.4		40 - 110							
Y Carrier	70.3		40 - 110							

Lab Sample ID: MB 160-411716/22-A
Matrix: Water
Analysis Batch: 413722

Client Sample ID: Method Blank
Prep Type: Total/NA
Prep Batch: 411716

Analyte	MB Result	MB Qualifier	Count Uncert. (2σ+/-)	Total Uncert. (2σ+/-)	RL	MDC	Unit	Prepared	Analyzed	Dil Fac
Radium-228	0.3180	U	0.295	0.297	1.00	0.475	pCi/L	01/22/19 14:01	02/05/19 15:59	1
Carrier	%Yield	MB Qualifier	Limits							
Ba Carrier	72.0		40 - 110							
Y Carrier	85.6		40 - 110							
								Prepared	Analyzed	Dil Fac
								01/22/19 14:01	02/05/19 15:59	1
								01/22/19 14:01	02/05/19 15:59	1

Client: KPRG and Associates, Inc.
 Project/Site: Midwest Generation

TestAmerica Job ID: 180-85447-2

Method: 904.0 - Radium-228 (GFPC) (Continued)

Lab Sample ID: LCS 160-411716/1-A
Matrix: Water
Analysis Batch: 413722

Client Sample ID: Lab Control Sample
Prep Type: Total/NA
Prep Batch: 411716

Analyte	Spike Added	LCS Result	LCS Qual	Total Uncert. (2σ+/-)	RL	MDC	Unit	%Rec	%Rec. Limits
Radium-228	9.51	9.667		1.23	1.00	0.570	pCi/L	102	56 - 140

Carrier	LCS %Yield	LCS Qualifier	Limits
Ba Carrier	76.1		40 - 110
Y Carrier	73.6		40 - 110

Lab Sample ID: MB 160-412125/18-A
Matrix: Water
Analysis Batch: 413930

Client Sample ID: Method Blank
Prep Type: Total/NA
Prep Batch: 412125

Analyte	MB Result	MB Qualifier	Count Uncert. (2σ+/-)	Total Uncert. (2σ+/-)	RL	MDC	Unit	Prepared	Analyzed	Dil Fac
Radium-228	0.006120	U	0.174	0.174	1.00	0.316	pCi/L	01/25/19 10:48	02/07/19 15:49	1

Carrier	MB %Yield	MB Qualifier	Limits	Prepared	Analyzed	Dil Fac
Ba Carrier	109		40 - 110	01/25/19 10:48	02/07/19 15:49	1
Y Carrier	85.2		40 - 110	01/25/19 10:48	02/07/19 15:49	1

Lab Sample ID: LCS 160-412125/1-A
Matrix: Water
Analysis Batch: 413930

Client Sample ID: Lab Control Sample
Prep Type: Total/NA
Prep Batch: 412125

Analyte	Spike Added	LCS Result	LCS Qual	Total Uncert. (2σ+/-)	RL	MDC	Unit	%Rec	%Rec. Limits
Radium-228	9.51	9.530		1.12	1.00	0.425	pCi/L	100	56 - 140

Carrier	LCS %Yield	LCS Qualifier	Limits
Ba Carrier	107		40 - 110
Y Carrier	74.0		40 - 110

Lab Sample ID: MB 160-414649/18-A
Matrix: Water
Analysis Batch: 415904

Client Sample ID: Method Blank
Prep Type: Total/NA
Prep Batch: 414649

Analyte	MB Result	MB Qualifier	Count Uncert. (2σ+/-)	Total Uncert. (2σ+/-)	RL	MDC	Unit	Prepared	Analyzed	Dil Fac
Radium-228	0.1381	U	0.237	0.237	1.00	0.400	pCi/L	02/12/19 16:59	02/21/19 09:10	1

Carrier	MB %Yield	MB Qualifier	Limits	Prepared	Analyzed	Dil Fac
Ba Carrier	99.7		40 - 110	02/12/19 16:59	02/21/19 09:10	1
Y Carrier	87.9		40 - 110	02/12/19 16:59	02/21/19 09:10	1

QC Sample Results

Client: KPRG and Associates, Inc.
 Project/Site: Midwest Generation

TestAmerica Job ID: 180-85447-2

Method: 904.0 - Radium-228 (GFPC) (Continued)

Lab Sample ID: LCS 160-414649/1-A
 Matrix: Water
 Analysis Batch: 415904

Client Sample ID: Lab Control Sample
 Prep Type: Total/NA
 Prep Batch: 414649

Analyte	Spike Added	LCS Result	LCS Qual	Total Uncert. (2σ+/-)	RL	MDC	Unit	%Rec	%Rec. Limits
Radium-228	9.46	7.096		0.860	1.00	0.349	pCi/L	75	56 - 140

Carrier	LCS %Yield	LCS Qualifier	Limits
Ba Carrier	106		40 - 110
Y Carrier	85.2		40 - 110

- 1
- 2
- 3
- 4
- 5
- 6
- 7
- 8
- 9
- 10
- 11
- 12
- 13

Client: KPRG and Associates, Inc.
 Project/Site: Midwest Generation

TestAmerica Job ID: 180-85447-2

General Chemistry

Leach Batch: 270898

Lab Sample ID	Client Sample ID	Prep Type	Matrix	Method	Prep Batch
180-85447-10	ABB pH 2.0	Leach	Solid	1313	
180-85447-51	MB LOW 2	Leach	Solid	1313	
180-85447-10 DU	ABB pH 2.0	Leach	Solid	1313	

Analysis Batch: 270930

Lab Sample ID	Client Sample ID	Prep Type	Matrix	Method	Prep Batch
180-85447-10	ABB pH 2.0	Leach	Solid	EPA 9040C	270898
180-85447-51	MB LOW 2	Leach	Solid	EPA 9040C	270898
LCS 180-270930/1	Lab Control Sample	Total/NA	Solid	EPA 9040C	
180-85447-10 DU	ABB pH 2.0	Leach	Solid	EPA 9040C	270898

Analysis Batch: 270932

Lab Sample ID	Client Sample ID	Prep Type	Matrix	Method	Prep Batch
180-85447-10	ABB pH 2.0	Leach	Solid	SM 2580B	270898
180-85447-51	MB LOW 2	Leach	Solid	SM 2580B	270898
LCS 180-270932/1	Lab Control Sample	Total/NA	Solid	SM 2580B	
180-85447-10 DU	ABB pH 2.0	Leach	Solid	SM 2580B	270898

Analysis Batch: 270933

Lab Sample ID	Client Sample ID	Prep Type	Matrix	Method	Prep Batch
180-85447-10	ABB pH 2.0	Leach	Solid	SM 2510B	270898
180-85447-51	MB LOW 2	Leach	Solid	SM 2510B	270898
MB 180-270933/2	Method Blank	Total/NA	Solid	SM 2510B	
LCS 180-270933/1	Lab Control Sample	Total/NA	Solid	SM 2510B	
180-85447-10 DU	ABB pH 2.0	Leach	Solid	SM 2510B	270898

Rad

Prep Batch: 411366

Lab Sample ID	Client Sample ID	Prep Type	Matrix	Method	Prep Batch
180-85447-26	ABB pH 13.0	Total/NA	Water	PrecSep-21	
180-85447-27	ABB pH 12.0	Total/NA	Water	PrecSep-21	
180-85447-30	ABB pH 8.0	Total/NA	Water	PrecSep-21	
180-85447-31	ABB pH 7.0	Total/NA	Water	PrecSep-21	
180-85447-35	ABB pH NATURAL	Total/NA	Water	PrecSep-21	
180-85447-36	ASB pH 13.0	Total/NA	Water	PrecSep-21	
180-85447-37	ASB pH 12.0	Total/NA	Water	PrecSep-21	
180-85447-38	ASB pH 10.5	Total/NA	Water	PrecSep-21	
180-85447-40	ASB pH 8.0	Total/NA	Water	PrecSep-21	
180-85447-41	ASB pH 7.0	Total/NA	Water	PrecSep-21	
180-85447-45	ASB pH NATURAL	Total/NA	Water	PrecSep-21	
180-85447-47	MB NATURAL	Total/NA	Water	PrecSep-21	
180-85447-48	MB HIGH	Total/NA	Water	PrecSep-21	
MB 160-411366/23-A	Method Blank	Total/NA	Water	PrecSep-21	
LCS 160-411366/1-A	Lab Control Sample	Total/NA	Water	PrecSep-21	

Prep Batch: 411374

Lab Sample ID	Client Sample ID	Prep Type	Matrix	Method	Prep Batch
180-85447-26	ABB pH 13.0	Total/NA	Water	PrecSep_0	
180-85447-27	ABB pH 12.0	Total/NA	Water	PrecSep_0	

TestAmerica Pittsburgh

Client: KPRG and Associates, Inc.
 Project/Site: Midwest Generation

TestAmerica Job ID: 180-85447-2

Rad (Continued)

Prep Batch: 411374 (Continued)

Lab Sample ID	Client Sample ID	Prep Type	Matrix	Method	Prep Batch
180-85447-30	ABB pH 8.0	Total/NA	Water	PrecSep_0	
180-85447-31	ABB pH 7.0	Total/NA	Water	PrecSep_0	
180-85447-35	ABB pH NATURAL	Total/NA	Water	PrecSep_0	
180-85447-36	ASB pH 13.0	Total/NA	Water	PrecSep_0	
180-85447-37	ASB pH 12.0	Total/NA	Water	PrecSep_0	
180-85447-38	ASB pH 10.5	Total/NA	Water	PrecSep_0	
180-85447-40	ASB pH 8.0	Total/NA	Water	PrecSep_0	
180-85447-41	ASB pH 7.0	Total/NA	Water	PrecSep_0	
180-85447-45	ASB pH NATURAL	Total/NA	Water	PrecSep_0	
180-85447-47	MB NATURAL	Total/NA	Water	PrecSep_0	
180-85447-48	MB HIGH	Total/NA	Water	PrecSep_0	
MB 160-411374/23-A	Method Blank	Total/NA	Water	PrecSep_0	
LCS 160-411374/1-A	Lab Control Sample	Total/NA	Water	PrecSep_0	

Prep Batch: 411711

Lab Sample ID	Client Sample ID	Prep Type	Matrix	Method	Prep Batch
180-85447-28	ABB pH 10.5	Total/NA	Water	PrecSep-21	
180-85447-32	ABB pH 5.5	Total/NA	Water	PrecSep-21	
180-85447-33	ABB pH 4.0	Total/NA	Water	PrecSep-21	
180-85447-42	ASB pH 5.5	Total/NA	Water	PrecSep-21	
180-85447-46	MB LOW	Total/NA	Water	PrecSep-21	
MB 160-411711/22-A	Method Blank	Total/NA	Water	PrecSep-21	
LCS 160-411711/1-A	Lab Control Sample	Total/NA	Water	PrecSep-21	

Prep Batch: 411716

Lab Sample ID	Client Sample ID	Prep Type	Matrix	Method	Prep Batch
180-85447-28	ABB pH 10.5	Total/NA	Water	PrecSep_0	
180-85447-32	ABB pH 5.5	Total/NA	Water	PrecSep_0	
180-85447-33	ABB pH 4.0	Total/NA	Water	PrecSep_0	
180-85447-42	ASB pH 5.5	Total/NA	Water	PrecSep_0	
180-85447-46	MB LOW	Total/NA	Water	PrecSep_0	
MB 160-411716/22-A	Method Blank	Total/NA	Water	PrecSep_0	
LCS 160-411716/1-A	Lab Control Sample	Total/NA	Water	PrecSep_0	

Prep Batch: 412109

Lab Sample ID	Client Sample ID	Prep Type	Matrix	Method	Prep Batch
180-85447-50	MB LOW 1	Total/NA	Water	PrecSep-21	
MB 160-412109/18-A	Method Blank	Total/NA	Water	PrecSep-21	
LCS 160-412109/1-A	Lab Control Sample	Total/NA	Water	PrecSep-21	

Prep Batch: 412125

Lab Sample ID	Client Sample ID	Prep Type	Matrix	Method	Prep Batch
180-85447-50	MB LOW 1	Total/NA	Water	PrecSep_0	
MB 160-412125/18-A	Method Blank	Total/NA	Water	PrecSep_0	
LCS 160-412125/1-A	Lab Control Sample	Total/NA	Water	PrecSep_0	

Prep Batch: 414637

Lab Sample ID	Client Sample ID	Prep Type	Matrix	Method	Prep Batch
180-85447-52	MB LOW 2	Total/NA	Water	PrecSep-21	
MB 160-414637/18-A	Method Blank	Total/NA	Water	PrecSep-21	
LCS 160-414637/1-A	Lab Control Sample	Total/NA	Water	PrecSep-21	

TestAmerica Pittsburgh



Client: KPRG and Associates, Inc.
 Project/Site: Midwest Generation

TestAmerica Job ID: 180-85447-2

Prep Batch: 414649

Lab Sample ID	Client Sample ID	Prep Type	Matrix	Method	Prep Batch
180-85447-52	MB LOW 2	Total/NA	Water	PrecSep_0	
MB 160-414649/18-A	Method Blank	Total/NA	Water	PrecSep_0	
LCS 160-414649/1-A	Lab Control Sample	Total/NA	Water	PrecSep_0	


Prep Batch: 417071

Lab Sample ID	Client Sample ID	Prep Type	Matrix	Method	Prep Batch
180-85447-34	ABB pH 2.0	Total/NA	Water	Fill_Geo-21	
MB 160-417071/1-A	Method Blank	Total/NA	Water	Fill_Geo-21	
LCS 160-417071/2-A	Lab Control Sample	Total/NA	Water	Fill_Geo-21	

- 1
- 2
- 3
- 4
- 5
- 6
- 7
- 8
- 9
- 10
- 11
- 12
- 13

THE LEADER IN ENVIRONMENTAL TESTING
 TestAmerica Laboratories, Inc.
 TAL-8210 (0713)

Regulatory Program: DW NPDES RCRA Other:

Client Contact Company Name: KPRG and Associates Address: 1466 S. W. Lisbon Rd. Ste 1A City/State/Zip: Brookfield/WI/53005 Phone: 262-781-0475 Fax: _____ Project Name: NRG Site: Powerton PO # 23517.0		Project Manager: Tell/Fax: _____ Analysis Turnaround Time <input type="checkbox"/> CALENDAR DAYS <input type="checkbox"/> WORKING DAYS TAT if different from Below _____ <input type="checkbox"/> 2 weeks <input type="checkbox"/> 1 week <input type="checkbox"/> 2 days <input type="checkbox"/> 1 day		Site Contact: Lab Contact: _____ Filtered Sample (Y/N) _____ Perform MS / MSD (Y/N) _____ LEAF Method 1313		Date: _____ Carrier: _____ COC No: _____ of _____ COCs	
Sample Identification	Sample Date	Sample Time	Sample Type (C=Comp, G=Grab)	Matrix	# of Cont.	Sample Specific Notes:	
AB13	1-4-19	1110	C	S	2	180-85447 Chain of Custody 	
AS13	1-4-19	1145	C	S	2		

Sample Disposal (A fee may be assessed if samples are retained longer than 1 month)

Return to Client Disposal by Lab Archive for _____ Months

Special Instructions/QC Requirements & Comments:
 CCR Appendix 4 compounds → As, Ba, Cd, Co, F, Pb, Li, Hg, Mo, Rad 226/228, Se, Tl / Sample Date is 1-4-19

Reservation Used: 1= Ice, 2= HCl; 3= H2SO4; 4=HNO3; 5=NaOH; 6= Other

Possible Hazard Identification: Please List any EPA Hazardous Waste? Please List any EPA Waste Codes for the sample in the Comments Section if the lab is to dispose of the sample.

Non-Hazard Flammable Skin Irritant Poison B Unknown

Cooler Temp. (°C): Obs'd: _____	Company: _____	Received by: FEDEX	Date/Time: 1-4-19 / 1400
Therm ID No.: _____	Company: TA PITA	Received by: Melanie Watson	Date/Time: 1-5-19 9:30
Custody Seal No.: _____	Company: _____	Received in Laboratory by: _____	Date/Time: _____
Company: Mitchel Dolan	Company: KPRG	Received by: _____	Date/Time: 1-4-19 / 1400
Company: _____	Company: _____	Received by: _____	Date/Time: _____
Company: _____	Company: _____	Received by: _____	Date/Time: _____





Do Not Lift Using

erica

9 1 12:00 A G
ST 3 0897 01.05

HIP 2.97 PULC d
CT 2.28 30 LB
D: /1XCAFFR211

ORIGIN ID:PIAA (000) 000-0000
KPRG ASSOCIATES
414 PLAZA DR STE 106
WESTMONT, IL 60559
UNITED STATES US

SHIP DATE: 04JAN19
ACTWGT: 50.00 LB
CAD: 006994779/SSFE1922
DIMS: 22x12x12 IN
BILL THIRD PARTY


TO ATTN CARRIE GAMBER
TEST AMERICA
301 ALPHA DR RIDC PARK

PITTSBURGH PA 15238

(412) 963-7058
INV:
PO:

REF:

DEPT:



TRK# 7848 0408 0897
0201

SATURDAY 12:00P
PRIORITY OVERNIGHT

XO AGCA

15238
PIT

Uncorrected temp
Thermometer ID

CF 0 Initials TS



PT-WI-SR-001 effective 11/8/18



- 1
- 2
- 3
- 4
- 5
- 6
- 7
- 8
- 9
- 10
- 11
- 12
- 13

TestAmerica Pittsburgh
 301 Alpha Drive RIDC Park
 Pittsburgh, PA 15238
 Phone (412) 963-7058 Fax (412) 963-2468

Chain of Custody Record

TestAmerica
 THE LEADER IN ENVIRONMENTAL TESTING



Client Information (Sub Contract Lab)		Sampler:	Lab PM:	Carrier Tracking No(s):	COC No:		
Client Contact: Shipping/Receiving		Phone:	Gamber, Carrie L		180-352603.1		
Company: TestAmerica Laboratories, Inc.		E-Mail: carrie.gamber@testamericainc.com		State of Origin: Illinois	Page 1 of 2		
Address: 13715 Rider Trail North, Earth City State, Zip: MO, 63045 Phone: 314-298-8566(Tel) 314-298-8757(Fax) Email:		Accreditations Required (See note): NELAP - Illinois		Job #: 180-85447-2	Preservation Codes: A - HCL B - NaOH C - Zn Acetate D - Nitric Acid E - NaHSO4 F - MeOH G - Amchlor H - Ascorbic Acid I - Ice J - DI Water K - EDTA L - EDA Other: M - Hexane N - None O - AsNaO2 P - Na2O4S Q - Na2SO3 R - Na2SO3 S - H2SO4 T - TSP Dodecahydrate U - Acetone V - MCAA W - pH 4-5 Z - other (specify)		
Due Date Requested: 1/17/2019 TAT Requested (days):		Field Filtered Sample (Yes or No)	Perform MS/MSD (Yes or No)	903.0/PreSep_21 Standard Target List	904.0/PreSep_0 Standard Target List	Total Number of Containers	Special Instructions/Note:
Sample Identification - Client ID (Lab ID)	Sample Date	Sample Time	Sample Type (C=comp, G=grab)	Matrix (W=water, S=solid, O=waste/oil, BT=Tissue, A=Air)	Preservation Code:		
ABB pH 13.0 (180-85447-26)	1/16/19	09:05 Central		Water		X	
ABB pH 12.0 (180-85447-27)	1/16/19	09:05 Central		Water		X	
ABB pH 8.0 (180-85447-30)	1/16/19	09:05 Central		Water		X	
ABB pH 7.0 (180-85447-31)	1/16/19	09:05 Central		Water		X	
ABB pH NATURAL (180-85447-35)	1/16/19	09:05 Central		Water		X	
ASB pH 13.0 (180-85447-36)	1/16/19	09:05 Central		Water		X	
ASB pH 12.0 (180-85447-37)	1/16/19	09:05 Central		Water		X	
ASB pH 10.5 (180-85447-38)	1/16/19	09:05 Central		Water		X	
ASB pH 8.0 (180-85447-40)	1/16/19	09:05 Central		Water		X	
Note: Since laboratory accreditations are subject to change, TestAmerica Laboratories, Inc. places the ownership of method, analyte & accreditation compliance upon our subcontract laboratories. This sample shipment is forwarded under chain-of-custody. If the laboratory does not currently maintain accreditation in the State of Origin listed above for analysis/matrix being analyzed, the samples must be shipped back to the TestAmerica laboratory or other instructions will be provided. Any changes to accreditation status should be brought to TestAmerica Laboratories, Inc. attention immediately. If all requested accreditations are current to date, return the signed Chain of Custody attesting to said compliance to TestAmerica Laboratories, Inc.							
Possible Hazard Identification							
Unconfirmed							
Deliverable Requested: I, II, III, IV, Other (specify)		Primary Deliverable Rank: 2					
Empty Kit Relinquished by:		Time:					
Relinquished by:		Date:		Company:		Method of Shipment:	
Relinquished by:		Date:		Company:		Date/Time:	
Relinquished by:		Date:		Company:		Date/Time:	
Custody Seals Intact: Δ Yes Δ No		Custody Seal No.:		Cooler Temperature(s) °C and Other Remarks:		Received by: Michael Helm Date/Time: 7-17-19 09:15 Company: TH SR	



Chain of Custody Record

TestAmerica Pittsburgh
301 Alpha Drive RIDC Park
Pittsburgh, PA 15238
Phone (412) 963-7058 Fax (412) 963-2468

Client Information (Sub Contract Lab)		Lab PM: Gamber, Carrie L		Carrier Tracking No(s):	
Client Contact: Shipping/Receiving		E-Mail: carrie.gamber@testamericainc.com		COC No: 180-352603.2	
Company: TestAmerica Laboratories, Inc.		Accreditations Required (See note): NELAP - Illinois		Page: Page 2 of 2	
Address: 13715 Rider Trail North,		Due Date Requested: 1/17/2019		Job #: 180-85447-2	
City: Earth City		TAT Requested (days):		Preservation Codes:	
State, Zip: MO., 63045		PO #:		A - HCL B - NaOH C - Zn Acetate D - Nitric Acid E - NaHSO4 F - MeOH G - Amchlor H - Ascorbic Acid I - Ice J - DI Water K - EDTA L - EDA Other:	
Phone: 314-298-8566(Tel) 314-298-8757(Fax)		WFO #:		M - Hexane N - None O - AshNaO2 P - Na2O4S Q - NazSO3 R - NazS2O3 S - H2SO4 T - TSP Dodecalhydrate U - Acetone V - MCAA W - pH 4-5 Z - other (specify)	
Project Name: Midwest Generation		Project #: 18018377		Total Number of Containers:	
Site:		SSOW#:		Analysis Requested	
Sample Identification - Client ID (Lab ID)		Sample Date		Sample Time	
ASB pH 7.0 (180-85447-41)		1/16/19		09:05 Central	
ASB pH NATURAL (180-85447-45)		1/16/19		09:05 Central	
MB NATURAL (180-85447-47)		1/16/19		09:05 Central	
MB HIGH (180-85447-48)		1/16/19		09:05 Central	
Matrix (W=water, S=solid, O=waste/oil, BT=titrator, A=Al)		Sample Type (C=Comp, G=grab)		Preservation Code:	
Water		Water		Water	
Water		Water		Water	
Water		Water		Water	
Water		Water		Water	
Field Filtered Sample (Yes or No)		Perform MS/MSD (Yes or No)		903.0/PreSep_21 Standard Target List	
X		X		X	
904.0/PreSep_0 Standard Target List		X		X	
X		X		X	
X		X		X	
X		X		X	
Special Instructions/Note:		Special Instructions/Note:		Special Instructions/Note:	

Note: Since laboratory accreditations are subject to change, TestAmerica Laboratories, Inc. places the ownership of method, analyte & accreditation compliance upon out subcontract laboratories. This sample shipment is forwarded under chain-of-custody. I

Possible Hazard Identification
Unconfirmed
Deliverable Requested: I, II, III, IV, Other (specify)
Primary Deliverable Rank: 2

Sample Disposal (A fee may be assessed if samples are retained longer than 1 month)
 Return To Client Disposal By Lab Archive For _____ Months
 Special Instructions/QC Requirements:

Empty Kit Relinquished by:		Date:		Method of Shipment:	
Relinquished by: [Signature]		Date/Time: 1/16/19 17:00		Company: [Signature]	
Relinquished by:		Date/Time:		Company:	
Relinquished by:		Date/Time:		Company:	
Custody Seals Intact: <input type="checkbox"/> Yes <input type="checkbox"/> No		Custody Seal No.:		Cooler Temperature(s) °C and Other Remarks:	

Received by: Michael Fleem
 Date/Time: 1-17-19 09:15
 Company: TA SZ
 Received by:
 Date/Time:
 Company:
 Received by:
 Date/Time:
 Company:

- 1
- 2
- 3
- 4
- 5
- 6
- 7
- 8
- 9
- 10
- 11
- 12
- 13

TestAmerica Pittsburgh

301 Alpha Drive RIDC Park
Pittsburgh, PA 15238
Phone (412) 963-7058 Fax (412) 963-2468

Chain of Custody Record



THE LEADER IN ENVIRONMENTAL TESTING

Client Information (Sub Contract Lab)
 Client Contact: Gamber, Carrie L.
 Shipping/Receiving: E-Mail: carrie.gamber@testamericainc.com
 Company: TestAmerica Laboratories, Inc.
 Address: 13715 Rider Trail North, NELAP - Illinois
 City: Earth City
 State, Zip: MO, 63045
 Phone: 314-298-8566(Tel) 314-298-8757(Fax)
 Email:
 Due Date Requested: 1/17/2019
 TAT Requested (days):
 PO #:
 WO #:
 Project Name: Midwest Generation
 Project #: 18018377
 Site:

Sampler: Lab PW: Gamber, Carrie L.
 Phone:
 E-Mail: carrie.gamber@testamericainc.com
 Carrier Tracking No(s):
 State of Origin: Illinois
 Page 1 of 1
 Job #: 180-85447-2
 COC No: 180-352757.1

Sample Identification - Client ID (Lab ID)	Sample Date	Sample Time	Sample Type (C=Comp, G=grab)	Matrix (W=water, S=solid, O=wasteoil, B=BISS, A=Air)	Field Filtered Sample (Yes or No)	Perform MS/MSD (Yes or No)	903.0/PreSep_21 Standard Target List	904.0/PreSep_0 Standard Target List	Analysis Requested	Total Number of Containers	Special Instructions/Note:
ABB pH 10.5 (180-85447-28)	1/18/19	09:20 Central		Water		X	X			2	
ABB pH 5.5 (180-85447-32)	1/18/19	09:20 Central		Water		X	X			2	
ABB pH 4.0 (180-85447-33)	1/18/19	09:20 Central		Water		X	X			2	
ASB pH 5.5 (180-85447-42)	1/18/19	09:20 Central		Water		X	X			2	
MB LOW (180-85447-46)	1/18/19	09:20 Central		Water		X	X			2	

Preservation Codes:
 A - HCL
 B - NaOH
 C - Zn Acetate
 D - Nitric Acid
 E - NaHSO4
 F - MeOH
 G - Amchlor
 H - Ascorbic Acid
 I - Ice
 J - DI Water
 K - EDTA
 L - EDA
 M - Hexane
 N - None
 O - AsNaO2
 P - Na2OAS
 Q - Na2SO3
 R - Na2S2O3
 S - H2SO4
 T - TSP Dodecahydrate
 U - Acetone
 V - MCAA
 W - pH 4-5
 Z - other (Specify)
 Other:

Note: Since laboratory accreditations are subject to change, TestAmerica Laboratories, Inc. places the ownership of method, analyte & accreditation compliance upon our subcontract laboratories. This sample shipment is forwarded under chain-of-custody. If the laboratory does not currently maintain accreditation in the State of Origin listed above for analysis/tests/matrix being analyzed, the samples must be shipped back to the TestAmerica laboratory or other instructions will be provided. Any changes to accreditation status should be brought to TestAmerica Laboratories, Inc. attention immediately.

Possible Hazard Identification
 Unconfirmed
 Deliverable Requested: I, II, III, IV, Other (specify)
 Primary Deliverable Rank: 2
 Empty Kit Relinquished by:
 Relinquished by: [Signature]
 Date: 1/18/19 12:00
 Relinquished by: [Signature]
 Date/Time: 1/18/19 19:19
 Relinquished by: [Signature]
 Date/Time: 1/18/19 19:19
 Company: TASA
 Company:
 Company:
 Custody Seals Intact: Custody Seal No.:
 Δ Yes Δ No
 Cooler Temperature(s) °C and Other Remarks:

Sample Disposal (A fee may be assessed if samples are retained longer than 1 month)
 Return To Client Disposal By Lab Archive For Months
 Special Instructions/QC Requirements:
 Time: Date: Method of Shipment:
 Relinquished by: [Signature] Date/Time: 1/18/19 19:19
 Relinquished by: [Signature] Date/Time: 1/18/19 19:19
 Relinquished by: [Signature] Date/Time: 1/18/19 19:19
 Company: TASA
 Company:
 Company:
 Custody Seals Intact: Custody Seal No.:
 Δ Yes Δ No
 Cooler Temperature(s) °C and Other Remarks:

Chain of Custody Record



Client Information (Sub Contract Lab) Client Contact: _____ Shipping/Receiving: _____ Company: TestAmerica Laboratories, Inc. Address: 13715 Rider Trail North, _____ City: _____ State, Zip: _____ MO. 63045 Phone: 314-298-8566(Tel) 314-298-8757(Fax) Email: _____ Project Name: Midwest Generation Site: _____		Sampler: _____ Lab PM: _____ Gamber, Carrie L E-Mail: carrie.gamber@testamericainc.com Accreditations Required (See note): NEI, AP - Illinois		Carrier Tracking No(s): _____ State of Origin: Illinois		COC No: 180-353110-1 Page: Page 1 of 1 Job #: 180-85447-2	
Due Date Requested: 1/17/2019 TAT Requested (days): _____		Analysis Requested				Preservation Codes: A - HCL M - Hexane B - NaOH N - None C - Zn Acetate O - AsNaO2 D - Nitric Acid P - Na2O4S E - NaHSO4 Q - Na2SO3 F - MeOH R - Na2S2O3 G - Amchlor S - H2SO4 H - Ascorbic Acid T - TSP Dodecylhydrate I - Ice U - Acetone J - DI Water V - MCAA K - EDTA W - pH 4.5 L - EDA Z - other (specify)	
Field Filtered Sample (Yes or No) _____ Perform MS/MSD (Yes or No) _____		903.0/PrecSep_21 Standard Target List 904.0/PrecSep_0 Standard Target List		Total Number of containers: _____			
Sample Identification - Client ID (Lab ID) ASB pH 4.0 (180-85447-43) MB LOW 1 (180-85447-50)		Sample Date: 1/23/19 Sample Time: 07:40 Matrix: Water Preservation Code: _____		Matrix (Weigher, Standard, Operational, etc.) Matrix (Weigher, Standard, Operational, etc.) Matrix (Weigher, Standard, Operational, etc.)		Special Instructions/Note: _____	
Note: Since laboratory accreditations are subject to change, TestAmerica Laboratories, Inc. places the ownership of method, analyze & accreditation compliance upon our subcontract laboratories. This sample shipment is forwarded under chain-of-custody. If the laboratory does not currently maintain accreditation in the State of Origin listed above for analysis/matrix being analyzed, the samples must be shipped back to the TestAmerica laboratory or other instructions will be provided. Any changes to accreditation status should be brought to TestAmerica Laboratories, Inc. attention immediately. If all requested accreditations are current to date, return the signed Chain of Custody attesting to said compliance to TestAmerica Laboratories, Inc.		Possible Hazard Identification Unconfirmed Deliverable Requested: I, II, III, IV, Other (specify) _____ Primary Deliverable Rank: 2 Sample Disposal (A fee may be assessed if samples are retained longer than 1 month) <input type="checkbox"/> Return To Client <input type="checkbox"/> Disposal By Lab <input type="checkbox"/> Archive For _____ Months					
Empty Kit Relinquished by: _____ Relinquished by: _____ Relinquished by: _____		Date/Time: 1/23/19 12:00 Date/Time: _____ Date/Time: _____		Company: TA SUT Company: TA SUT Company: TA SUT		Received by: _____ Received by: _____ Received by: _____	
Custody Seals Intact: <input type="checkbox"/> Yes <input type="checkbox"/> No Custody Seal No.: _____		Cooler Temperature(s) °C and Other Remarks: _____					

TestAmerica Pittsburgh
 301 Alpha Drive RIDC Park
 Pittsburgh, PA 15238
 Phone (412) 963-7058 Fax (412) 963-2468

Chain of Custody Record



Client Information (Sub Contract Lab) Client Contact: Gamber, Carrie L Shipping/Receiving Company: TestAmerica Laboratories, Inc. Address: 13715 Rider Trail North, City: Earth City State, Zip: MO, 63045 Phone: 314-298-8566(Tel) 314-298-8757(Fax) Email: Project Name: Midwest Generation Site:		Sampler: Lab PM: Gamber, Carrie L Phone: E-Mail: carrie.gamber@testamericainc.com Accreditations Required (See note): NELAP - Illinois Due Date Requested: 2/14/2019 TAT Requested (days): PO #: WO #: Project #: 18018377 SOW#:		Carrier Tracking No(s): State of Origin: Illinois Job #: 180-85447-2 Preservation Codes: A - HCl B - NaOH C - Zn Acetate D - Nitric Acid E - NaHSO4 F - MeOH G - Amchlor H - Ascorbic Acid I - Ice J - DI Water K - EDTA L - EDA Other: M - Hexane N - None O - AsNaO2 P - Na2O4S Q - Na2SO3 R - Na2SO3 S - H2SO4 T - TSP Dodecahydrate U - Acetone V - MCAA W - pH 4.5 Z - other (specify)	
Sample Identification - Client ID (Lab ID) ABB pH 2.0 (180-85447-34) ASB pH 2.0 (180-85447-44)		Analysis Requested Total Number of Containers: 2 903.0/PreSep_21 Standard Target List 904.0/PreSep_0 Standard Target List		Special Instructions/Note: Field Filtered Sample (Yes or No) Perform MS/MSD (Yes or No)	
Sample Date 2/7/19 2/7/19		Sample Time 07:30 Central 07:30 Central		Sample Type (C=Comp, G=grab) Water Water	
Matrix (W=water, S=solid, O=waste/oil, BT=tissue, A=air) Water Water		Preservation Code: 903.0/PreSep_21 Standard Target List 904.0/PreSep_0 Standard Target List		Total Number of Containers: 2 2	

Note: Since laboratory accreditations are subject to change, TestAmerica Laboratories, Inc. places the ownership of method, analyte & accreditation compliance upon subcontract laboratories. This sample shipment is forwarded under chain-of-custody. If the laboratory does not currently maintain accreditation in the State of Origin listed above for analysis/test/matrix being analyzed, the samples must be shipped back to the TestAmerica laboratory or other instructions will be provided. Any changes to accreditation status should be brought to TestAmerica Laboratories, Inc. attention immediately. If all requested accreditations are current to date, return the signed Chain of Custody attesting to said compliance to TestAmerica Laboratories, Inc.

Possible Hazard Identification
 Unconfirmed
 Deliverable Requested: I, II, III, IV, Other (specify) Primary Deliverable Rank: 2
 Empty Kit Relinquished by: Date: Method of Shipment: Months
 Sample Disposal (A fee may be assessed if samples are retained longer than 1 month)
 Return To Client Disposal By Lab Archive For

Relinquished by: Date/Time: Company: Received by: Date/Time: Company: Cooler Temperature(s) °C and Other Remarks:
 Relinquished by: Date/Time: Company: Received by: Date/Time: Company: 2-8-19/6800
 Relinquished by: Date/Time: Company: Received by: Date/Time: Company: TestAmerica

- 1
- 2
- 3
- 4
- 5
- 6
- 7
- 8
- 9
- 10
- 11
- 12
- 13

Login Sample Receipt Checklist

Client: KPRG and Associates, Inc.

Job Number: 180-85447-2

Login Number: 85447

List Number: 1

Creator: Watson, Debbie

List Source: TestAmerica Pittsburgh

Question	Answer	Comment
Radioactivity wasn't checked or is \leq background as measured by a survey meter.	N/A	
The cooler's custody seal, if present, is intact.	True	
Sample custody seals, if present, are intact.	True	
The cooler or samples do not appear to have been compromised or tampered with.	True	
Samples were received on ice.	True	
Cooler Temperature is acceptable.	True	
Cooler Temperature is recorded.	True	
COC is present.	True	
COC is filled out in ink and legible.	True	
COC is filled out with all pertinent information.	True	
Is the Field Sampler's name present on COC?	False	
There are no discrepancies between the containers received and the COC.	True	
Samples are received within Holding Time (excluding tests with immediate HTs)	True	
Sample containers have legible labels.	True	
Containers are not broken or leaking.	True	
Sample collection date/times are provided.	True	
Appropriate sample containers are used.	True	
Sample bottles are completely filled.	True	
Sample Preservation Verified.	True	
There is sufficient vol. for all requested analyses, incl. any requested MS/MSDs	True	
Containers requiring zero headspace have no headspace or bubble is <math><6\text{mm}</math> (1/4").	True	
Multiphasic samples are not present.	True	
Samples do not require splitting or compositing.	True	
Residual Chlorine Checked.	N/A	

Login Sample Receipt Checklist

Client: KPRG and Associates, Inc.

Job Number: 180-85447-2

Login Number: 85447
List Number: 2
Creator: Hellm, Michael

List Source: TestAmerica St. Louis
List Creation: 01/17/19 02:44 PM

Question	Answer	Comment
Radioactivity wasn't checked or is </= background as measured by a survey meter.	True	
The cooler's custody seal, if present, is intact.	True	
Sample custody seals, if present, are intact.	N/A	
The cooler or samples do not appear to have been compromised or tampered with.	True	
Samples were received on ice.	True	
Cooler Temperature is acceptable.	True	
Cooler Temperature is recorded.	True	0.7, 0.8, 0.9, 2.6, 3.0, 3.2, 18.0
COC is present.	True	
COC is filled out in ink and legible.	True	
COC is filled out with all pertinent information.	True	
Is the Field Sampler's name present on COC?	N/A	
There are no discrepancies between the containers received and the COC.	True	
Samples are received within Holding Time (excluding tests with immediate HTs)	True	
Sample containers have legible labels.	True	
Containers are not broken or leaking.	True	
Sample collection date/times are provided.	True	
Appropriate sample containers are used.	True	
Sample bottles are completely filled.	True	
Sample Preservation Verified.	N/A	
There is sufficient vol. for all requested analyses, incl. any requested MS/MSDs	True	
Containers requiring zero headspace have no headspace or bubble is <6mm (1/4").	N/A	
Multiphasic samples are not present.	N/A	
Samples do not require splitting or compositing.	True	
Residual Chlorine Checked.	N/A	

Login Sample Receipt Checklist

Client: KPRG and Associates, Inc.

Job Number: 180-85447-2

Login Number: 85447
List Number: 3
Creator: Hellm, Michael

List Source: TestAmerica St. Louis
List Creation: 01/19/19 01:36 PM

Question	Answer	Comment
Radioactivity wasn't checked or is </= background as measured by a survey meter.	True	
The cooler's custody seal, if present, is intact.	True	
Sample custody seals, if present, are intact.	N/A	
The cooler or samples do not appear to have been compromised or tampered with.	True	
Samples were received on ice.	N/A	
Cooler Temperature is acceptable.	True	
Cooler Temperature is recorded.	True	19.0
COC is present.	True	
COC is filled out in ink and legible.	True	
COC is filled out with all pertinent information.	True	
Is the Field Sampler's name present on COC?	N/A	
There are no discrepancies between the containers received and the COC.	True	
Samples are received within Holding Time (excluding tests with immediate HTs)	True	
Sample containers have legible labels.	True	
Containers are not broken or leaking.	True	
Sample collection date/times are provided.	True	
Appropriate sample containers are used.	True	
Sample bottles are completely filled.	True	
Sample Preservation Verified.	True	
There is sufficient vol. for all requested analyses, incl. any requested MS/MSDs	True	
Containers requiring zero headspace have no headspace or bubble is <6mm (1/4").	N/A	
Multiphasic samples are not present.	N/A	
Samples do not require splitting or compositing.	True	
Residual Chlorine Checked.	N/A	

Login Sample Receipt Checklist

Client: KPRG and Associates, Inc.

Job Number: 180-85447-2

Login Number: 85447
List Number: 4
Creator: Hellm, Michael

List Source: TestAmerica St. Louis
List Creation: 01/24/19 11:38 AM

Question	Answer	Comment
Radioactivity wasn't checked or is </= background as measured by a survey meter.	True	
The cooler's custody seal, if present, is intact.	True	
Sample custody seals, if present, are intact.	False	
The cooler or samples do not appear to have been compromised or tampered with.	True	
Samples were received on ice.	N/A	
Cooler Temperature is acceptable.	True	
Cooler Temperature is recorded.	True	17.0
COC is present.	True	
COC is filled out in ink and legible.	True	
COC is filled out with all pertinent information.	True	
Is the Field Sampler's name present on COC?	N/A	
There are no discrepancies between the containers received and the COC.	True	
Samples are received within Holding Time (excluding tests with immediate HTs)	True	
Sample containers have legible labels.	True	
Containers are not broken or leaking.	True	
Sample collection date/times are provided.	True	
Appropriate sample containers are used.	True	
Sample bottles are completely filled.	True	
Sample Preservation Verified.	True	
There is sufficient vol. for all requested analyses, incl. any requested MS/MSDs	True	
Containers requiring zero headspace have no headspace or bubble is <6mm (1/4").	N/A	
Multiphasic samples are not present.	N/A	
Samples do not require splitting or compositing.	True	
Residual Chlorine Checked.	N/A	

Login Sample Receipt Checklist

Client: KPRG and Associates, Inc.

Job Number: 180-85447-2

Login Number: 85447
List Number: 5
Creator: Press, Nicholas B

List Source: TestAmerica St. Louis
List Creation: 02/08/19 08:27 PM

Question	Answer	Comment
Radioactivity wasn't checked or is <=/ background as measured by a survey meter.	True	
The cooler's custody seal, if present, is intact.	True	
Sample custody seals, if present, are intact.	True	
The cooler or samples do not appear to have been compromised or tampered with.	True	
Samples were received on ice.	True	
Cooler Temperature is acceptable.	True	
Cooler Temperature is recorded.	True	3.7
COC is present.	True	
COC is filled out in ink and legible.	True	
COC is filled out with all pertinent information.	True	
Is the Field Sampler's name present on COC?	True	
There are no discrepancies between the containers received and the COC.	True	
Samples are received within Holding Time (excluding tests with immediate HTs)	True	
Sample containers have legible labels.	True	
Containers are not broken or leaking.	True	
Sample collection date/times are provided.	True	
Appropriate sample containers are used.	True	
Sample bottles are completely filled.	True	
Sample Preservation Verified.	True	
There is sufficient vol. for all requested analyses, incl. any requested MS/MSDs	True	
Containers requiring zero headspace have no headspace or bubble is <6mm (1/4").	N/A	
Multiphasic samples are not present.	True	
Samples do not require splitting or compositing.	True	
Residual Chlorine Checked.	N/A	



Login Sample Receipt Checklist

Client: KPRG and Associates, Inc.

Job Number: 180-85447-2

Login Number: 85447**List Number: 6****Creator: Press, Nicholas B****List Source: TestAmerica St. Louis****List Creation: 02/08/19 08:28 PM**

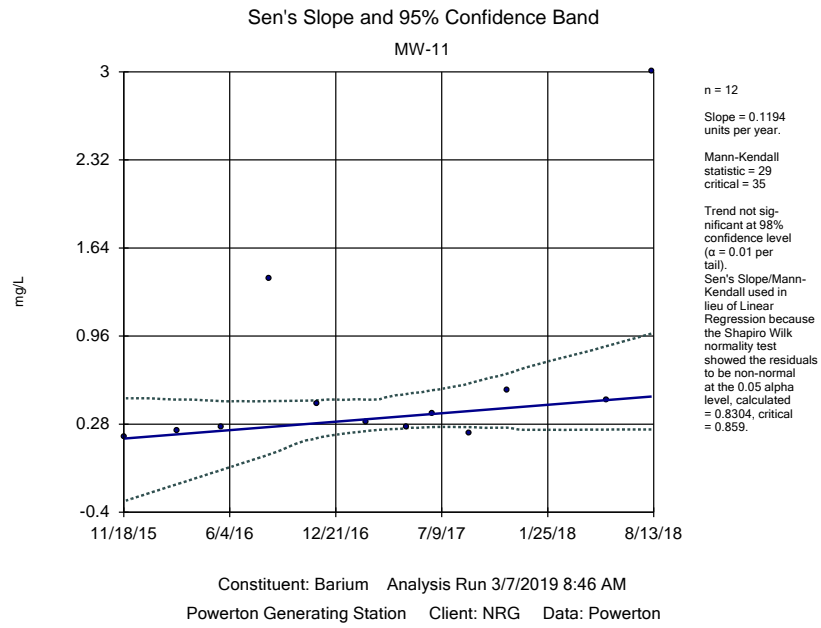
Question	Answer	Comment
Radioactivity wasn't checked or is </= background as measured by a survey meter.	True	
The cooler's custody seal, if present, is intact.	True	
Sample custody seals, if present, are intact.	True	
The cooler or samples do not appear to have been compromised or tampered with.	True	
Samples were received on ice.	True	
Cooler Temperature is acceptable.	True	
Cooler Temperature is recorded.	True	3.7
COC is present.	True	
COC is filled out in ink and legible.	True	
COC is filled out with all pertinent information.	True	
Is the Field Sampler's name present on COC?	True	
There are no discrepancies between the containers received and the COC.	True	
Samples are received within Holding Time (excluding tests with immediate HTs)	True	
Sample containers have legible labels.	True	
Containers are not broken or leaking.	True	
Sample collection date/times are provided.	True	
Appropriate sample containers are used.	True	
Sample bottles are completely filled.	True	
Sample Preservation Verified.	True	
There is sufficient vol. for all requested analyses, incl. any requested MS/MSDs	True	
Containers requiring zero headspace have no headspace or bubble is <6mm (1/4").	N/A	
Multiphasic samples are not present.	True	
Samples do not require splitting or compositing.	True	
Residual Chlorine Checked.	N/A	

ATTACHMENT 3
SanitasTM Trend Analysis Results

Trend Test Linear Barium MW-11

Power Generation Section - Client: NRC - Data: Power - Printed: 9/7/2019, 8:40 AM

<u>Constituent</u>	<u>Well</u>	<u>Slope</u>	<u>Calc.</u>	<u>Critical</u>	<u>Sig.</u>	<u>N</u>	<u>%NDs</u>	<u>Normality</u>	<u>Xform</u>	<u>Alpha</u>	<u>Method</u>
Barium (mg/L)	MW-11	0.1194	29	35	No	12	0	n/a	n/a	0.02	NP (Nor...



Electronic Filing: Received, Clerk's Office 07/08/2021
Sen's Slope Estimator

Constituent: Barium (mg/L) Analysis Run 3/7/2019 8:47 AM
Powerton Generating Station Client: NRG Data: Powerton

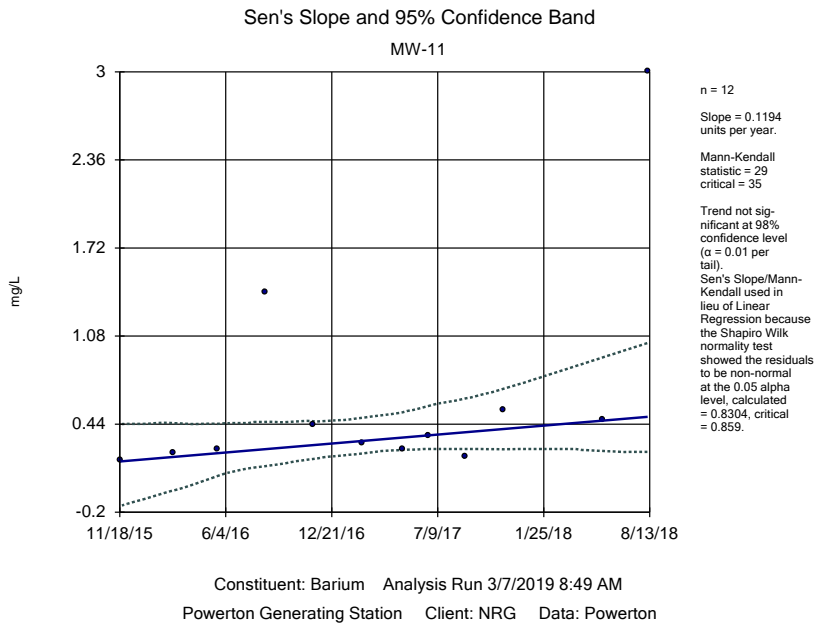
	MW-11
11/18/2015	0.18
2/26/2016	0.23
5/20/2016	0.26
8/17/2016	1.4
11/17/2016	0.44
2/16/2017	0.3
5/3/2017	0.26
6/22/2017	0.36
8/29/2017	0.21
11/9/2017	0.54
5/16/2018	0.47
8/9/2018	3

Trend Test Sens Slope Barium MW-11

Electronic Filing: Received Clerk's Office 07/08/2021

Power Generation Section Client: NRC Data: Power Data Printed: 9/7/2019, 8:50 AM

<u>Constituent</u>	<u>Well</u>	<u>Slope</u>	<u>Calc.</u>	<u>Critical</u>	<u>Sig.</u>	<u>N</u>	<u>%NDs</u>	<u>Normality</u>	<u>Xform</u>	<u>Alpha</u>	<u>Method</u>
Barium (mg/L)	MW-11	0.1194	29	35	No	12	0	n/a	n/a	0.02	NP (Nor...



Electronic Filing: Received, Clerk's Office 07/08/2021
Sen's Slope Estimator

Constituent: Barium (mg/L) Analysis Run 3/7/2019 8:51 AM
Powerton Generating Station Client: NRG Data: Powerton

	MW-11
11/18/2015	0.18
2/26/2016	0.23
5/20/2016	0.26
8/17/2016	1.4
11/17/2016	0.44
2/16/2017	0.3
5/3/2017	0.26
6/22/2017	0.36
8/29/2017	0.21
11/9/2017	0.54
5/16/2018	0.47
8/9/2018	3

Trend Test Linear Thallium MW-17

Electronic Filing: Received Clerk's Office 07/08/2021

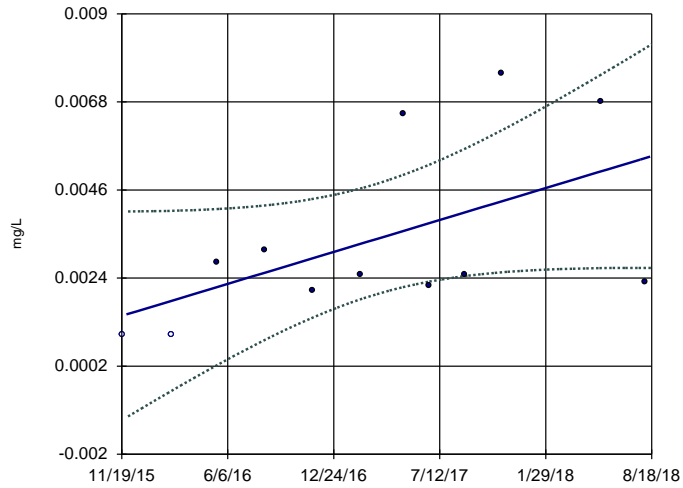
Power Generation Section Client: NRC Data: Power Printed: 9/7/2019, 9:10 AM

<u>Constituent</u>	<u>Well</u>	<u>Slope</u>	<u>Calc.</u>	<u>Critical</u>	<u>Sig.</u>	<u>N</u>	<u>%NDs</u>	<u>Normality</u>	<u>Xform</u>	<u>Alpha</u>	<u>Method</u>
Thallium (mg/L)	MW-17	0.001453	2.079	2.359	No	12	16.67	Yes	no	0.02	Param.

Sanitas™ v.9.6.09 Software licensed to KPRG and Associates, Inc. UG
Hollow symbols indicate censored values.

Linear Regression and 95% Confidence Band

MW-17



n = 12
16.67% NDs
Slope = 0.001453
units/year.

alpha = 0.02
t = 2.079
critical = 2.359

No significant trend.

Normality test on residuals:
Shapiro Wilk @alpha
= 0.05; calculated
= 0.9453, critical
= 0.859.

Constituent: Thallium Analysis Run 3/7/2019 9:16 AM
Powerton Generating Station Client: NRG Data: Powerton

Electronic Filing: Received, Clerk's Office 07/08/2021
Linear Regression

Constituent: Thallium (mg/L) Analysis Run 3/7/2019 9:17 AM
Powerton Generating Station Client: NRG Data: Powerton

	MW-17
11/19/2015	<0.002
2/22/2016	<0.002
5/18/2016	0.0028
8/15/2016	0.0031
11/14/2016	0.0021
2/13/2017	0.0025
5/4/2017	0.0065
6/22/2017	0.0022
8/29/2017	0.0025
11/6/2017	0.0075
5/14/2018	0.0068
8/6/2018	0.0023

Trend Test Sens Slope Thallium MW-17

Electronic Filing: Received Clerk's Office 07/08/2021

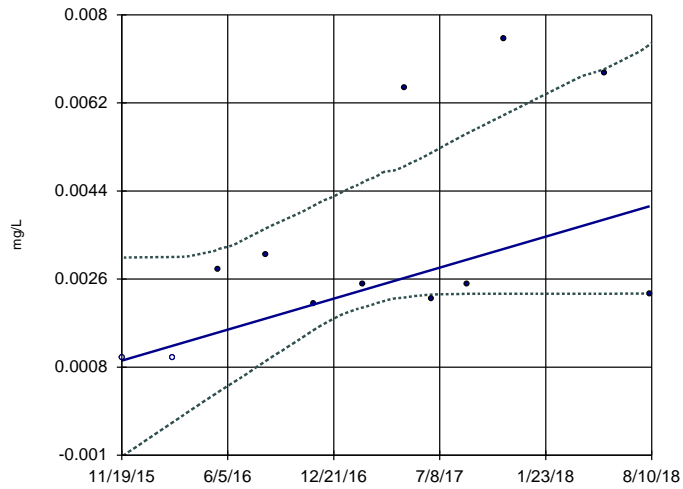
Power Generation Section Client: NRC Data: Power Data Printed: 9/7/2019, 9:10 AM

<u>Constituent</u>	<u>Well</u>	<u>Slope</u>	<u>Calc.</u>	<u>Critical</u>	<u>Sig.</u>	<u>N</u>	<u>%NDs</u>	<u>Normality</u>	<u>Xform</u>	<u>Alpha</u>	<u>Method</u>
Thallium (mg/L)	MW-17	0.001162	26	35	No	12	16.67	n/a	n/a	0.02	NP

Sanitas™ v.9.6.09 Software licensed to KPRG and Associates, Inc. UG
Hollow symbols indicate censored values.

Sen's Slope and 95% Confidence Band

MW-17



n = 12
Slope = 0.001162
units per year.
Mann-Kendall
statistic = 26
critical = 35
Trend not sig-
nificant at 98%
confidence level
($\alpha = 0.01$ per
tail).

Constituent: Thallium Analysis Run 3/7/2019 9:18 AM
Powerton Generating Station Client: NRG Data: Powerton

Electronic Filing: Received, Clerk's Office 07/08/2021
Sen's Slope Estimator

Constituent: Thallium (mg/L) Analysis Run 3/7/2019 9:19 AM
Powerton Generating Station Client: NRG Data: Powerton

	MW-17
11/19/2015	<0.002
2/22/2016	<0.002
5/18/2016	0.0028
8/15/2016	0.0031
11/14/2016	0.0021
2/13/2017	0.0025
5/4/2017	0.0065
6/22/2017	0.0022
8/29/2017	0.0025
11/6/2017	0.0075
5/14/2018	0.0068
8/6/2018	0.0023